

# **Perceptions of Health Care Reform among 18+ Louisiana Residents: Challenges and Opportunities**

September 2007



# **Perceptions of Health Care Reform among 18+ Louisiana Residents: Challenges and Opportunities**

**Data Collected by Alan Newman Research  
Report Prepared by Brittne M. Nelson and Joanne Binette**

**Copyright © 2007  
AARP  
Knowledge Management  
601 E Street NW  
Washington, DC 20049  
<http://www.aarp.org/research/>  
Reprinting with Permission**

AARP is a nonprofit, nonpartisan membership organization that helps people 50+ have independence, choice, and control in ways that are beneficial and affordable to them and society as a whole. We produce *AARP The Magazine*, published bimonthly; *AARP Bulletin*, our monthly newspaper; *AARP Segunda Juventud*, our bimonthly magazine in Spanish and English; *NRTA Live & Learn*, our quarterly newsletter for 50+ educators; and our website, [www.aarp.org](http://www.aarp.org). AARP Foundation is our affiliated charity that provides security, protection, and empowerment to older persons in need with support from thousands of volunteers, donors, and sponsors. We have staffed offices in all 50 states, the District of Columbia, Puerto Rico, and the U.S. Virgin Islands.

## **Acknowledgements**

AARP staff from the Louisiana State Office, State Affairs, Federal Affairs, Integrated Issue Campaigns, Media Relations, and Knowledge Management contributed to the design and implementation of this study. Special thanks go to AARP staff including Julia Kenny, Louisiana State Office; Ed Dale, State Affairs; Paul Cotton and Jennifer Gladieux, Federal Affairs Health and Long-Term Care; Lisa Stand and Lani Kawamura, Integrated Issue Campaigns; Meghan O'Shaunessy and Cecilia Prewett, Media Relations; Rachelle Cummins, Darlene Matthews, Kate Bridges, Erica Dinger, and Jennifer Leslie, Knowledge Management who assisted with survey design and report preparation. Thanks also go to Michael Schuster and Jamie Wyatt, Office of General Counsel, for their review of the report. John Fries of Alan Newman Research, Inc. insured a timely and high quality survey. Joanne Binette, AARP Knowledge Management, managed all aspects of the project and co-wrote the report with Brittne Nelson. For more information, contact Joanne Binette at (202) 434-6303.

## ***Do Louisiana residents support state health care reform?***

The Louisiana State University Health Care Services Division operates the entire Charity Hospital System and receives most of the state's federal Medicaid funding. Before Hurricane Katrina, critics argued that the Charity Hospital System was difficult to navigate and did not have enough money to provide effective care to low-income Louisiana residents. In 2005, Hurricane Katrina caused substantial damage to the New Orleans-area hospital, the largest hospital in the Charity Hospital System. This damage had profound, negative repercussions throughout the Charity Hospital System. The post-Katrina climate provides challenges as well as opportunities for the state of Louisiana to address health care reform issues, particularly health care funding. Rather than spend money rebuilding a system that was already broken, Louisiana legislators need to rebalance funding for health care in the state so that all Louisiana residents have access to affordable, quality health care. An AARP poll of 800 Louisiana residents shows support for health care reform in the state. Over half of all Louisianans believe the current state of health care in Louisiana is in a state of crisis or has major problems.

One proposal to address the current state of health care in Louisiana is to shift funds away from the current Charity Hospital System to a new alternative called Medical Homes where an individual's primary doctor works with the individual and their family to help them navigate through and access all the health care services they need. Having regular access to the same physician would promote more effective patient care to the many Louisiana residents who currently receive medical care in emergency departments or do not have a primary care physician. Two in three residents support using some of the Charity Hospital System funds to expand the availability of Medical Homes in the state of Louisiana while only one in seven oppose such a proposal. Considering that over half of all Louisiana residents would be more likely to vote for a candidate for public office who supports the creation of a system that makes the same basic health care coverage available to all Louisianans at affordable rates now is the time for Louisiana legislators to make health care reform a priority.

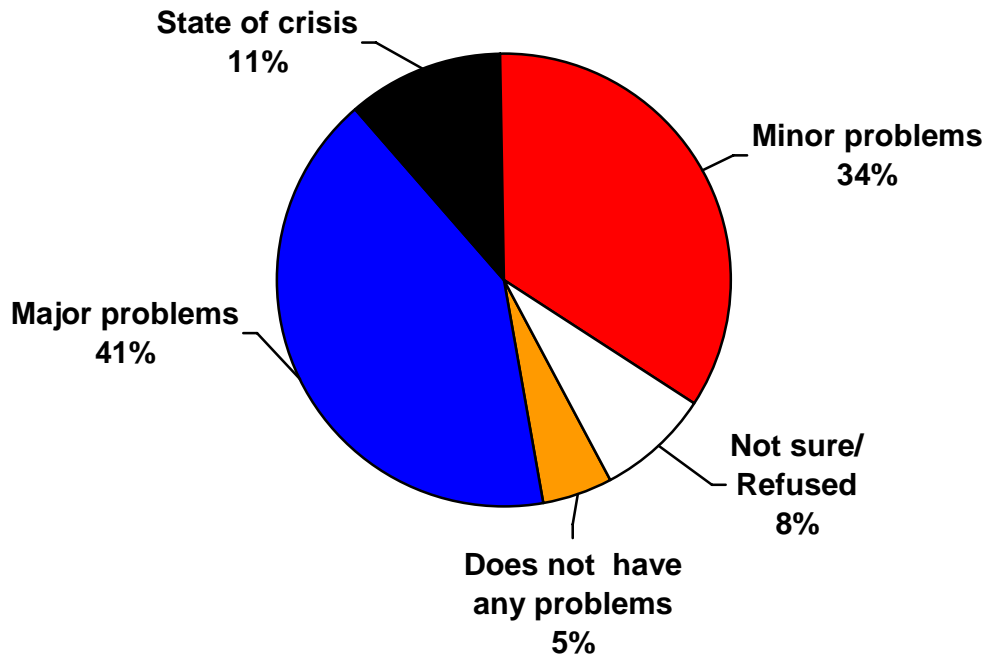
## Table of Contents

Summary of Findings .....	3
Respondent Profile .....	8
Methodology .....	10
APPENDIX .....	12
Annotated Questionnaire .....	13

## Summary of Findings

Over half (52%) of all Louisiana residents polled believe the current state of health care in Louisiana is in a state of crisis or has major problems.

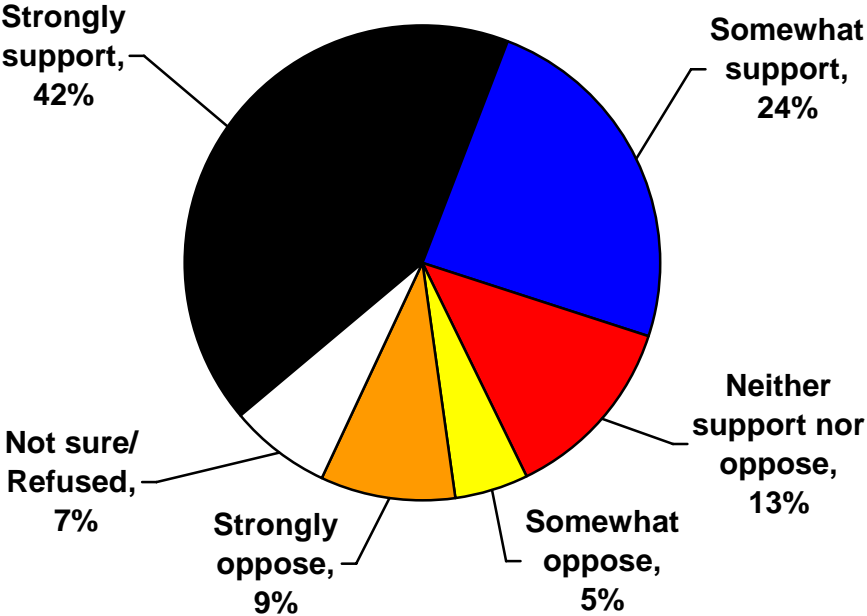
### 18+ Louisiana Residents' Perceptions of the State of Health Care in Louisiana Today (N= 800)



- Residents who say they always vote are more likely than self-reported lapse voters to say the state of health care in Louisiana has major problems (always vote: 49%; seldom or never vote: 28%).
- Residents who do not have health care coverage are more likely than those with health care coverage to say the state of health care in Louisiana is in a state of crisis (no health care coverage: 16%; health care coverage: 9%).
- Self-reported lapse voters are more likely to say the state of health care in Louisiana has minor problems than residents who vote most of the time (seldom or never vote: 45%; always vote: 27%).
- Young residents- those under age 44- are more likely than residents age 45+ to say the state of health care in Louisiana has minor problems ( age 18-44: 41%; age 45-64: 26%; age 65+: 32%).

Most of Louisiana’s federal Medicaid funding is directed to the ten Charity Hospitals which are operated by the Louisiana State University Health Care Services Division. Expanding the availability of Medical Homes, a coordinated care system based on low-income recipients having a network of physicians focused on primary care, has been proposed to reduce reliance on the Charity Hospital System. Two in three (66%) Louisiana residents polled support using some of the funds for the Charity Hospital System to expand the availability of Medical Homes in the state of Louisiana.

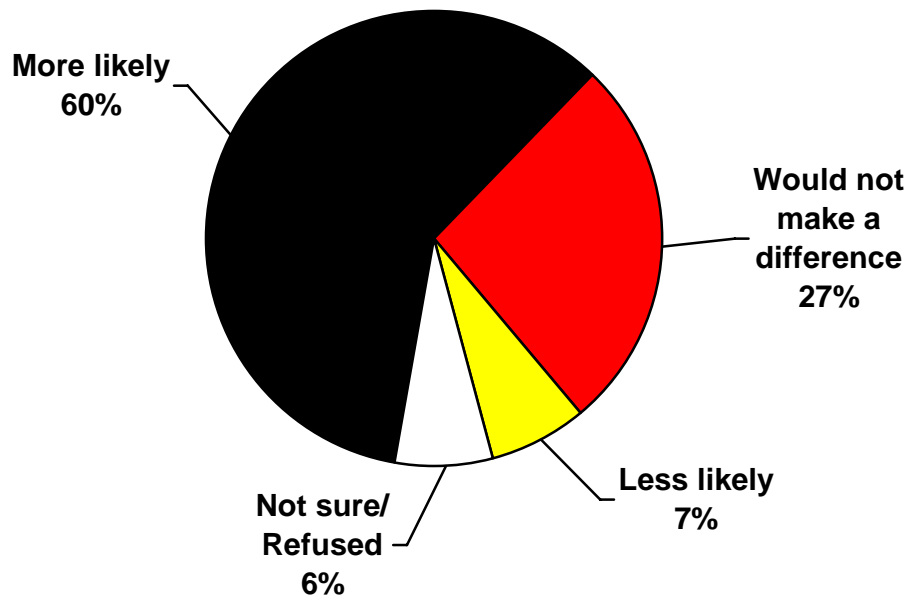
**Support or Opposition to the State of Louisiana Using  
Some of the Charity Hospital System Funds to  
Expand the Availability of Medical Homes  
(N= 800)**



- Health care reform may be an issue to motivate voters. Most self-reported voters support using Charity Hospital System funds to expand Medical Homes. Interestingly, self-reported lapsed voters are more likely than self-reported frequent voters to say they support rebalancing health care funds (vote half the time/seldom or never: 84%; always/most of the time vote: 61%).
- Louisianans without health care coverage are more likely than those with health care coverage to support using Charity Hospital System funds to expand Medical Homes (without health care coverage: 75%; with health care coverage: 64%)
- Three in four (77%) agree that everyone- employers, individuals, and the government, should contribute to a system so that everyone can have the same basic health care coverage.

Three in five (60%) Louisiana residents polled would be more likely to vote for a candidate for public office if he or she supports the creation of a system that makes the same basic health care coverage available to all Louisianans at affordable rates.

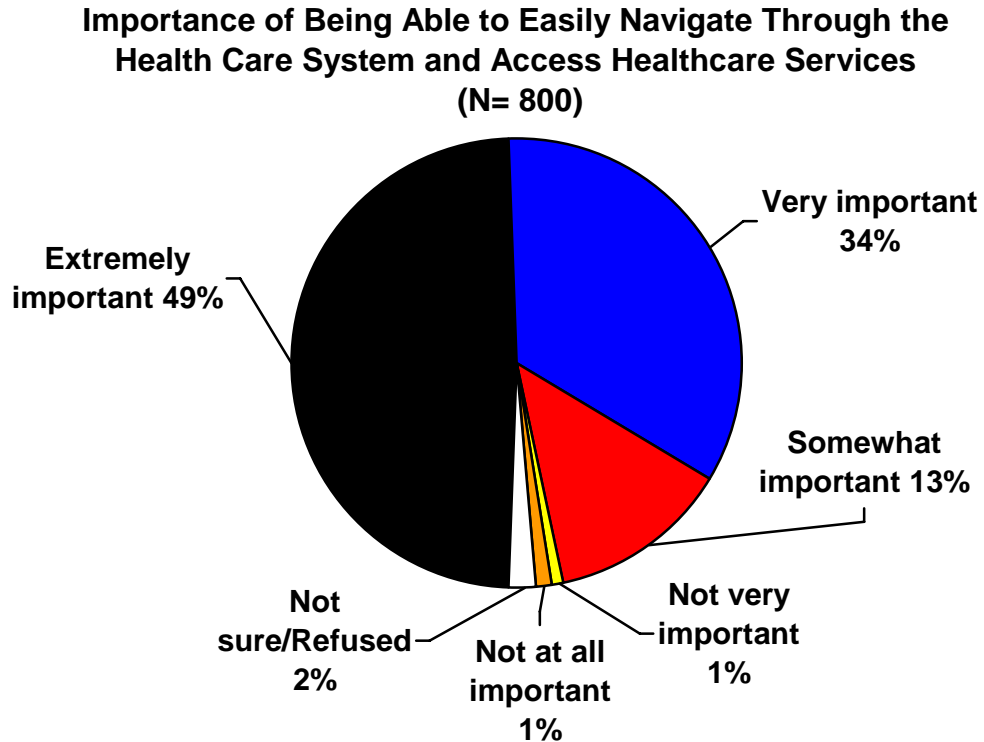
**Likelihood to Vote for a Public Office Candidate who Supports the Creation of a System That Makes the Same Health Care Coverage Available to all Louisianans (N= 800)**



- The rates of an increased likelihood of voting for a candidate who supports an equal access health care system in Louisiana are similar across all types of self-reported voting frequencies (vote always: 56%; vote most of the time: 66%; vote about half of the time: 67%; vote seldom or never: 59%)
- More Louisiana residents age 45-64 say they would be more likely to vote for a candidate who supports an equal access health care system in Louisiana than younger or older residents (45-64: 67%, 18-44: 59%; 65 or older: 50%).



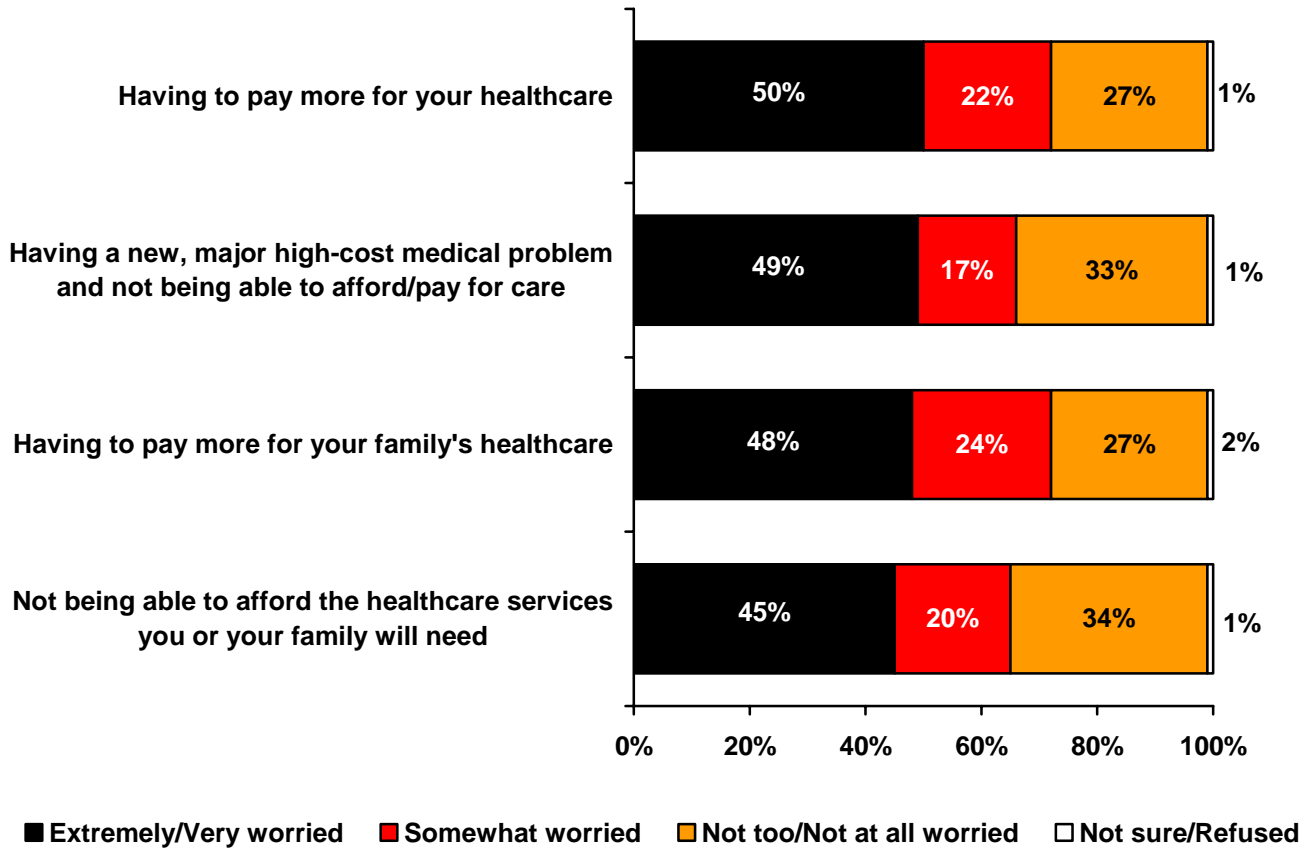
Medical Homes provide the opportunity for an individual’s primary doctor to help them navigate and access all needed health care services. Four in five (83%) Louisiana residents polled say it is extremely or very important to be able to easily navigate through the health care system and to access the health care services they or a family member needs.



- Four in five Louisianans, regardless of health care coverage status, age, education, self-reported voting frequency, or income, say it is extremely or very important to be able to easily navigate through the health care system and access health care services.
- Four in five (89%) Louisiana residents think it is extremely or very important to make health care affordable for all residents.
- Four in five (83%) Louisiana residents strongly or somewhat agree that all Louisianans should have access to the same basic health care coverage.

Equal, affordable access to health care is important to Louisianans. About half are worried about not being able to afford or having to pay more for their or their family’s health care, as well as not being able to afford or pay for care if they had a major medical problem.

**18+ Louisiana Residents' Top Health Care Worries  
(N= 800)**

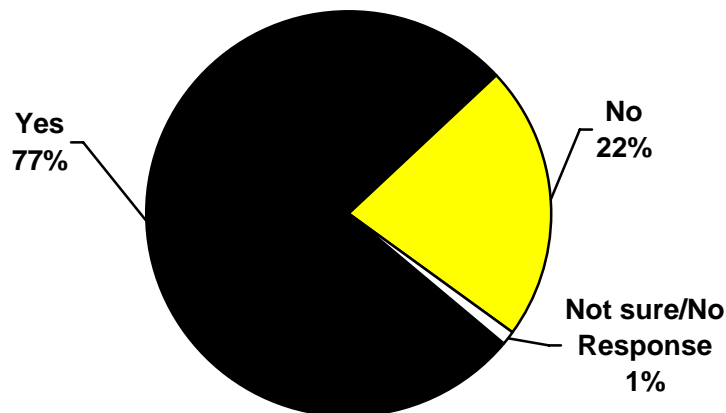


- Residents with household incomes \$50,000 a year or less are more worried than residents with household incomes above \$50,000 a year about having to pay more for their *own* health care services (income < \$50,000: 59%; income > \$50,000: 39%) or their *family’s* health care services (income < \$50,000: 56%; income > \$50,000: 39%).
- Over six in ten of all Louisianans (63%) with employer-provided health care coverage are worried about their employer increasing their cost of health care and insurance.

## Respondent Profile

Most respondents have health care coverage; however, one in five does not.

**Respondents With Any Kind of Health Care Coverage  
(N=800)**



### RESPONDENTS WITH HEALTH CARE COVERAGE

- Most respondents are covered through employer-provided health care. The major sources of health care coverage are from a current employer (46%), a spouse's current employer (25%) or a previous personal or spouse employer (28%).<sup>1</sup>
- Other sources of health care coverage include Medicare (31%), Medicaid (15%), and Veteran's or military benefits (9%).
- One in ten (10%) did not have health care coverage at some time during the past 12 months. During that time:
  - Three in five (60%) delayed going to the doctor, filling a prescription, or getting other medical treatment during that time.
  - Two in five (39%) did not have health care coverage due to being unemployed or losing their job and health benefits.
  - One in four (26%) could not afford to purchase health insurance or could not afford the premiums through their employer.
  - One in fifteen (6%) say no health care coverage was available in their area due to Hurricane Katrina or Hurricane Rita.
- Of those who did not have health care coverage at some time during the past 12 months, most (61%) had been without coverage for 6 months or longer.
- When medical care was needed when respondents did not have coverage, 29 percent went to a clinic, 21 percent went to a private doctor, 18 percent went to the hospital emergency room, and 8 percent went somewhere else.

<sup>1</sup> Respondents were given the option to answer yes to multiple sources of health care coverage. See the annotation for a complete listing of this question wording.

## RESPONDENTS WITHOUT HEALTH CARE COVERAGE

Twenty-two percent of respondents do not have any kind of health care coverage. Over half (59%) have been without health care for five years or longer. The top reason for not having health care coverage is not being able to afford it.

<b>Main Reason for not Having Health Care Coverage (N= 181)</b>	
Can not afford to purchase health insurance	47%
Health benefits are not available through employer	17%
Unemployed/ lost job and health benefits	7%
Paying for needed medical care is cheaper than paying for insurance premiums	5%
Health benefits are available through employer but could not afford the premiums	2%
No health insurance is available because of a pre-existing medical condition	1%
Other	15%
Not sure/Refused	6%

## Methodology

AARP commissioned Alan Newman Research, Inc. to conduct a random digit dial (RDD) telephone survey of Louisiana residents age 18 and older. The survey was conducted between April 23 and May 12, 2007,<sup>2</sup> and a total of 800 interviews were completed. A sample of this size has a sampling error of plus or minus 3.5 percent.<sup>3</sup> Eligible households were initially identified based on telephone prefix (provided by SSI) and were confirmed by respondent self-reported Zip Code. Respondents were randomly selected within each household based on the youngest male/oldest female (YMOF) respondent selection method. The sample was generated using a random digit dialing process designed to reach all households in Louisiana with telephone service.

Interviews took place between 5:30 p.m. and 9:00 p.m., with some additional calling done between 10:00 a.m. and 4:00 p.m. If necessary, up to 10 call attempts per telephone number were made to reach an eligible respondent. All numbers were called at multiple times of the day as well as days of the week to maximize each resident's opportunity for inclusion in the study.

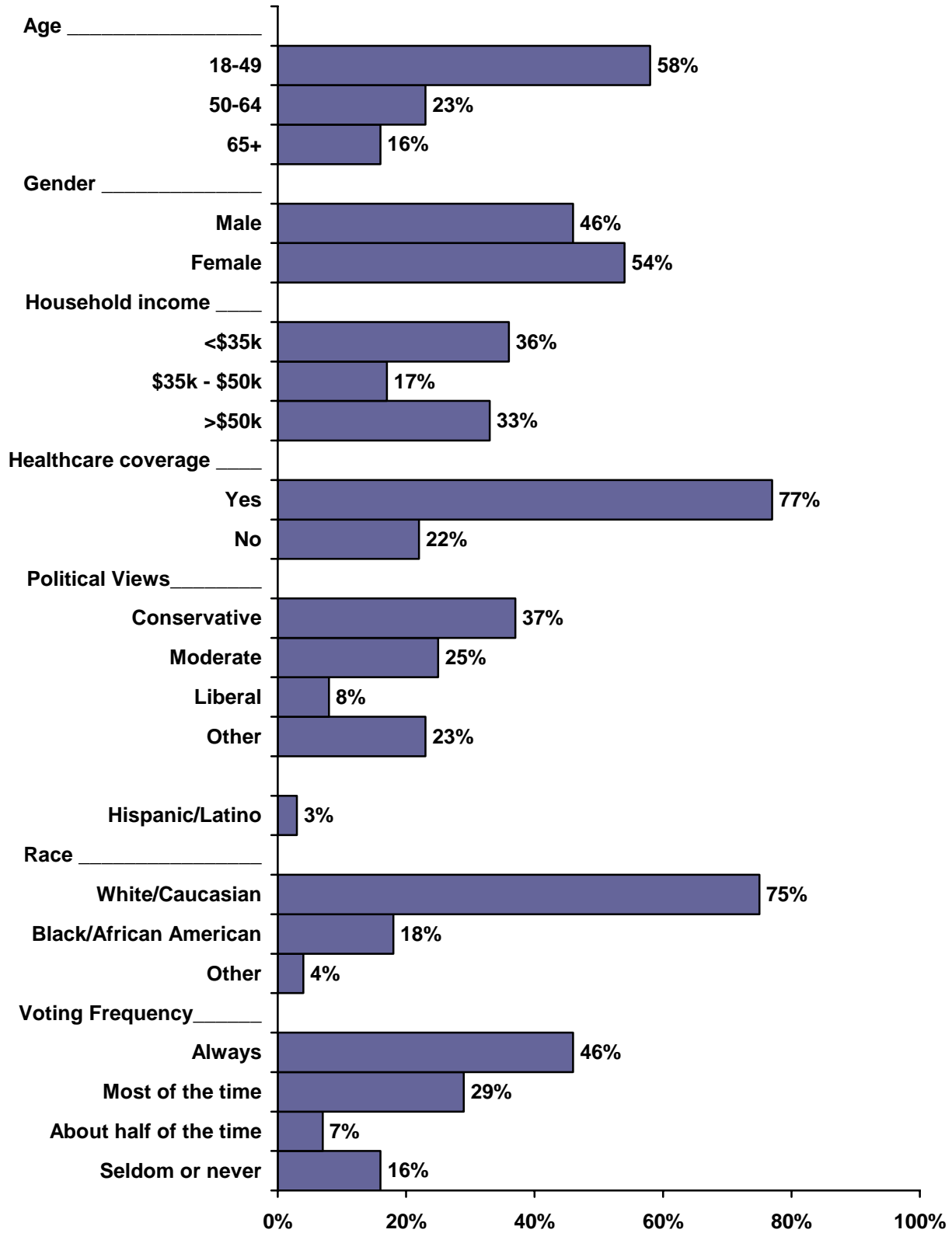
Survey responses were weighted to reflect the actual distribution of age and gender for the population of residents age 18 and older in Louisiana. Weighted responses to all survey questions are in the attached annotated questionnaire.

---

<sup>2</sup> The response rate is 13 percent and the cooperation rate is 25 percent. The response rate is Response Rate 3 and the cooperation rate is Cooperation Rate 3 (AAPOR, 2007).

<sup>3</sup> This means that in 95 out of 100 samples of this size, the results obtained in the sample would be within  $\pm 3.5$  percentage points of the results obtained had everyone in the 18+ population been interviewed.

## DEMOGRAPHICS (N=800 Louisiana Residents 18+)



**APPENDIX**

**ANNOTATED QUESTIONNAIRE**

# 2007 LOUISIANA HEALTH CARE SURVEY

(Louisiana Residents Age 18+ Weighted N = 800; Response Rate = 13%; Sampling Error = +/- 3.5%)  
(Percentages may add to more than 100% due to rounding)

## Main Questionnaire

### 1. Would you say that in general your health today is...?

<u>%</u>	
25	Excellent
29	Very good
28	Good
11	Fair
7	Poor
0	Not sure
0	Refused

### 2. Which of these statements do you think best describes the state of health care in Louisiana today? Would you say....[READ EACH AND RANDOMIZE ANSWERS]

<u>%</u>	
11	It is in a state of crisis
41	It has major problems
34	It has minor problems
5	It does not have any problems
8	Not sure
<1	Refused

### 3. Do you have any kind of health care coverage, including health insurance or government plans such as Medicare or Medicaid?

<u>%</u>	
77	Yes
22	No
0	Not sure
<1	Refused



**3a. [ASK IF Q3=YES] How are you covered? Are you covered.... (n=619)**

[RANDOMIZE ORDER EXCLUDING DK AND REFUSED] [READ AND RECORD ANSWER FOR EACH] [MULTIPLE RESPONSE]  
 [INTERVIEWER NOTE: IF 65 OR OLDER, CONFIRM WHETHER THEY HAVE MEDICARE AND SOME OTHER COVERAGE SUCH AS AN INDIVIDUAL POLICY. OR IF RESPONDENT GIVES NAME OF INSURER OR SPECIFIC COMPANY NAME, ASK WHETHER THEY PAY FOR THE POLICY ON THEIR OWN OR IF IT IS PAID FOR BY AN EMPLOYER /PREVIOUS EMPLOYER AND RECORD APPROPRIATELY]

	<b>Yes</b>	<b>No</b>	<b>Not/Sure</b>	<b>Refused</b>
	<b>%</b>	<b>%</b>	<b>%</b>	<b>%</b>
Through current employer	46	54	<1	<1
Through your spouse's employer	25	75	0	1
On your own, through an individual insurance policy	37	62	1	<1
Through a previous employer or spouse's employer	28	72	<1	<1
Through Veterans or military benefits	9	91	<1	0
Through Medicaid	15	84	1	0
Through Medicare	31	68	2	<1
Through some other way	11	89	<1	0

**3b. Please tell me whether this insurance provides coverage for each of the following:(n=619)**

	<b>Yes</b>	<b>No</b>	<b>Not sure</b>	<b>Refused</b>
	<b>%</b>	<b>%</b>	<b>%</b>	<b>%</b>
Vision	55	39	6	0
Dr. visits when ill	95	4	1	0
Hospitalization	97	3	1	0
Prescription drugs	90	9	1	0
Routine doctor visits for preventive health care such as regular physicals	87	9	4	0
Mental health treatments	54	14	32	0
Substance abuse treatments	36	19	45	0
Routine doctor visits for regularly monitoring chronic conditions	86	6	8	<1
Dental	49	46	5	0

**4. During the past 12 months, was there a time that you did not have any health insurance or coverage? (n=619)**

<b>%</b>	
10	Yes
90	No
<1	Not sure
0	Refused

**4a. What was the reason you were without coverage during that time? (n=62)**

<u>%</u>	[DO NOT READ LIST]
10	You lost your job and health benefits
30	You were unemployed
13	Health benefits were not available through your employer
7	Health benefits were available through your employer but you could not afford the premiums
19	You could not afford to purchase health insurance
1	No health insurance was available because of a pre-existing medical condition
0	You decided to go without insurance
0	It was less expensive to pay for medical care out of pocket than through insurance
0	You could get free medical care at the hospital
6	No health care coverage available in your area due to Hurricane Katrina or Rita
11	Other
4	Not Sure

**4b. How long were you without coverage? Was it...[READ EACH ANSWER] (n=62)**

<u>%</u>	
5	Less than a month
24	1 to less than 6 months
32	6 months to a year
6	Not sure
4	Refused
29	More than a year

**4c. Did you delay going to the doctor, filling a prescription, or getting other medical treatment when you did not have health insurance or coverage? (n=62)**

<u>%</u>	
60	Yes
36	No
0	Not sure
4	Refused

**4d. Where did you go to get medical care when you did not have coverage? Did you go to...(n=62)**

<u>%</u>	
21	Private doctor
29	Clinic
18	Hospital Emergency Room
8	Somewhere Else
9	Not sure
15	Refused

**4e. Which hospital did you go to? (n=11)**

<u>%</u>	
0	Huey P. Long Hospital
0	Earl K. Long Hospital
19	Walter O. Moss Hospital
3	University Medical Center
0	Bogalusa Medical Center
6	Lallie Kemp Regional Hospital
40	Medical Center of Louisiana
0	L.J. Chabert Hospital
27	Other Hospital
6	Not sure
0	Refused

**5. [ASK IF Q3=NO, NOT SURE, REFUSED OTHERWISE SKIP TO Q7] What is the main reason you are without health coverage? (n=181)**

<u>%</u>	
2	You lost your job and health benefits
5	You are unemployed
17	Health benefits are not available through your employer
2	Health benefits are available through your employer but you could not afford the premiums
47	You can not afford to purchase health insurance
1	No health insurance is available because of a pre-existing medical condition
<1	You don't believe you needed insurance
5	You are able to pay for the medical care you needed for less than you have had to pay for insurance premiums, deductibles, and other costs
15	Other
5	Not sure
1	Refused

**6. About how long has it been since you had health care coverage? Has it been.... (n=181)**

<u>%</u>	
1	Less than a month
5	1 to less than 6 months
11	6 months to a year
12	1 to 2 years
12	2 to 5 years
59	5 years or more
1	Other
0	Not sure
<1	Refused [DO NOT READ]

**7. I'm going to read you a list of things that some people worry about and other people do not. How worried are you about each of the following things – are you extremely worried, very worried, somewhat worried, not too worried, or not at all worried? How worried are you about....?**

	Extremely Worried	Very Worried	Some- what Worried	Not too worried	Not at all Worried	REF /NS
	<u>%</u>	<u>%</u>	<u>%</u>	<u>%</u>	<u>%</u>	<u>%</u>
Having to pay more for your health care	24	27	22	10	16	1
Having to pay more for your family's health care	24	24	24	12	15	2
Not being able to afford the health care services you think you or your family will need	24	21	20	13	21	1
Having a new major, high-cost medical problem and not being able to pay the medical bills or unable to afford the medical care for this problem	26	23	17	13	19	1
Your employer dropped health care insurance	12	14	11	16	46	2
Your employer increasing your cost of health care and insurance	16	18	29	13	22	2
An increase in the insurance premiums you pay	17	27	25	10	19	2
Having access to health care services and providers that you need	14	17	22	20	26	2
Not being able to afford the prescription drugs you need	20	18	21	16	25	1
The quality of the health care services you receive getting worse	17	17	22	15	26	3
Not being able to change jobs or retire in order to keep your health insurance benefits	12	20	20	16	30	3
Your spouse not being able to change jobs or retire in his/her current job in order to keep health insurance benefits.	10	11	15	14	40	10

**8. Was there a time in the past 12 months when you did any of the following things to save money when buying prescription medications...? [RANDOMIZE ORDER][RECORD ANSWER FOR EACH]**

Yes	No	Not sure	Refused	
<u>%</u>	<u>%</u>	<u>%</u>	<u>%</u>	
24	76	<1	<1	Took less medication than prescribed to make it last longer
74	25	1	<1	Bought a generic brand
13	87	<1	<1	Ordered medication online or by mail through a U.S. company
32	68	<1	<1	Called or shopped at several pharmacies to find the lowest price
3	97	<1	<1	Purchased drugs from another country, such as Canada or Mexico

**9. Was there a time in the past 12 months when you needed to see a doctor or seek other medical care but could not because the cost was too high?**

<u>%</u>	
26	Yes
74	No
<1	Not sure
<1	Refused

**10. Thinking about the amount you pay for health care including premiums and out-of-pocket costs, would say this amount has...[RANDOMIZE ANSWERS]**

<u>%</u>	
75	Increased over the past five years
5	Decreased over the past five years
15	Stayed about the same
5	Not sure
<1	Refused

**11. What do you think is the most that individuals or families should be expected to pay for needed health care including premiums and all other costs? [READ IF NECESSARY: “Disposable income is the amount of income you have left after taxes have been paid and any pre-tax contributions or deductions have been made.”] [READ LIST]**

<u>%</u>	
43	5 percent or less of their disposable income or income after taxes
24	6-10%
5	11 to 15%
3	16 to 20%
8	No limit
16	Not sure
<1	Refused

**12. How important do you think it is for Louisiana to make health care more affordable for all residents? Would you say it is....**

<u>%</u>	
67	Extremely important
22	Very important
6	Somewhat important
2	Not very important
2	Not at all important
1	Not sure
<1	Refused

**13. How strongly do you agree or disagree that all Louisianans should have access to the same basic health care coverage? Would you say you...**

<u>%</u>	
63	Strongly agree
21	Somewhat agree
4	Neither agree nor disagree
5	Somewhat disagree
6	Strongly disagree
2	Not sure
<1	Refused

**14. How strongly do you agree or disagree that individuals without health insurance should not be charged higher rates for medical care and prescription drugs than the rates paid by insurance companies? Would you say you...**

<u>%</u>	
59	Strongly agree
18	Somewhat agree
6	Neither agree nor disagree
4	Somewhat disagree
7	Strongly disagree
5	Not sure
1	Refused

**15. How strongly do you agree or disagree that everyone, including employers, individuals, and the government should contribute to a system so that everyone can have the same basic health care coverage? Would you say you...**

<u>%</u>	
56	Strongly agree
21	Somewhat agree
6	Neither agree nor disagree
5	Somewhat disagree
9	Strongly disagree
2	Not sure
<1	Refused

**16. Would you be more or less likely to vote for a candidate for public office if he or she supports the creation of a system that makes the same basic health care coverage available to all Louisianans at affordable rates or would it not make a difference in how you vote?**

<u>%</u>	
60	More likely
27	Would not make a difference
7	Less likely
6	Not sure
1	Refused

**17. How important is it to you to be able to easily navigate through the health care system and to access the health care services you or your family need? Would you say it is...**

<u>%</u>	
49	Extremely important
34	Very important
13	Somewhat important
1	Not very important
1	Not at all important
2	Not sure
<1	Refused

**18. Louisiana is considering using a new alternative called Medical Homes to help improve the delivery of health care to all state residents. Through a Medical Home an individual's primary doctor works with the individual and their family to help them navigate through and access all the health care services they need. Medical Homes also allow primary doctors to easily coordinate care with the individual's other doctors.**

**Currently in Louisiana a large portion of state and federal government funds go to the Charity Hospital system of health care. How strongly do you support or oppose using some of these funds for the Charity Hospital system to expand the availability of Medical Homes in the state? Do you....**

<u>%</u>	
42	Strongly support
24	Somewhat support
13	Neither support nor oppose
5	Somewhat oppose
9	Strongly oppose
7	Not sure
1	Refused

## Demographics

The following questions are for statistical classification purposes only and will be kept entirely confidential.

**D1. RECORD RESPONDENT'S GENDER. ASK ONLY IF ABSOLUTELY NECESSARY:**  
"To ensure it is recorded accurately, could you please state your gender?"

<u>%</u>	
46	Male
54	Female

**D2. What is your age as of your last birthday? [IN YEARS] \_\_\_\_\_**

<u>%</u>	
32	18-34
26	35-49
23	50-64
16	65+
4	Refused

**D3. What is your current marital status? Are you....[READ OPTIONS]**

<u>%</u>	
54	Married
5	Not married, living with your partner or significant other
2	Separated
9	Divorced
9	Widowed
19	Currently single <u>and</u> never Married
<1	Not Sure
1	Refused

**D4. [IF D3=1 ASK: "Are you or your spouse currently a member of A-A-R-P?" IF D3=2 ASK: "Are you or your partner currently a member of AARP?" OTHERWISE ASK "Are you currently a member of AARP?"]**

<u>%</u>	
20	Yes
78	No
1	Not sure
1	Refused



**D5. What is the highest level of education that you completed? [READ OPTIONS]**

<u>%</u>	
16	0 to 12 <sup>th</sup> grade, but with no diploma
41	High school graduate or equivalent
12	Post high school education, but with no degree
13	2 year degree
9	4 year degree
3	Post graduate study, but with no degree
6	Graduate or professional degree
<1	Not sure
2	Refused

**D6. Which of the following best describes your current employment status? [READ OPTIONS]**

<u>%</u>	
7	Self-employed full-time
3	Self-employed part-time
42	Employed full-time
7	Employed part-time
20	Retired and not working at all
6	Unemployed and looking for work
14	Not in the labor force for other reasons
<1	Not sure
1	Refused

**D7. Are you of Hispanic, Spanish, or Latino origin or descent?**

<u>%</u>	
3	Yes
95	No
1	Not sure
1	Refused

**D8. What is your race?**

<u>%</u>	
75	White or Caucasian
18	Black or African American
1	Native American or Alaskan Native
<1	Asian
0	Native Hawaiian or other Pacific Islander
2	some other race
3	Refused

**D9. Thinking about your state elections for Louisiana Governor and Legislators in the last ten years, which of the following best describes your voting behavior? Would you say you vote always, most of the time, about half of the time, seldom, or would you say you never vote?**

<u>%</u>	
46	Always
29	Most of the time
7	About half of the time
5	Seldom
11	Never
1	Not sure
1	Refused

**D10. What is your 5-digit zip code? \_\_\_\_\_**

**D11. In what parish do you live?**

<u>%</u>	Parish	<u>%</u>	Parish	<u>%</u>	Parish
9	Acadia (Crowley)	8	East Baton Rouge	6	Jefferson (Gretna)
6	Calcasieu (Lake Charles)	4	St. Tammany parish (Covington)	4	Lafayette
4	Caddo ( Shreveport)	3	Terrbonne (Houma)	3	Livingston
3	Ouachita (Monroe)	3	Vermilion (Abbeville)	3	Bossier (Benton)
3	Rapides (Alexandria)	3	Ascension (Donaldsonville)	2	Lafourche (Thibodaux)
2	Washington(Franklinton)	2	Tangipahoa (Amite)	2	Webster (Minden)
2	Orleans (New Orleans)	2	Jefferson Davis (Jennings)	2	Sabine (Many)
1	DeSoto (Mansfield)	1	St. Laundry (Opelousas)	1	Vernon (Leesville)
1	St. John the Baptist (Edgard)	1	Avoyelles (Marksville)	1	St. Martin (St. Martinville)
1	Winn Parish (Winnfield)	1	St. Charles(Hahnville)	1	Iberia (New Iberia)
1	Evangeline (Ville Platte)	1	Natchitoches	1	Assumption (Napoleonville)
1	St. Mary (Franklin)	1	Bienville (Arcadia)	1	Morehouse (Bastrop)
1	Grant (Colfax)	1	Franklin (Winnsboro)	1	Concordia (Vidalia)
1	Union (Farmerville)	1	Claiborne (Homer)	1	Allen (Oberlin)
1	Richland (Rayville)	1	LaSalle(Jena)	<1	St. Helena (Greensburg)
<1	East Feliciana (Clinton)	<1	Catahoula(Harrisonburg)	<1	Lincoln (Ruston)
<1	Jackson (Jonesboro)	<1	St. Bernard (Chalmette)	<1	West Baton Rouge (Port Allen)
<1	East Carroll (Lake Providence)	<1	Beauregard (DeRidder)	<1	Parish Chamber (West)
<1	Iberville (Plaquemine)	<1	West Carroll (Oak Grove)	<1	Madison (Tallulah)
<1	Red River (Coushatta)	<1	Cameron (Cameron)	<1	St. James (Covent)
0	Plaquemines (Pointe a la Hache)	0	Caldwell (Columbia)		

**D12. Did you have to relocate in the last 2 years due to the effects of Hurricane Katrina or Rita?**

<u>%</u>	
18	Yes
81	No
0	Not sure
1	Refused

**D13. Did you relocate out of state? (n=144)**

<u>%</u>	
43	Yes
57	No
0	Not sure
0	Refused

**D14a. What State or States did you relocate to during that time? (n=62)  
[PROVIDE LIST FOR INTERVIEWERS] [MULTIPLE RESPONSE]**

<u>%</u>		<u>%</u>	
43	Texas	10	Louisiana
10	Missouri	9	Mississippi
7	Alabama	6	Georgia
6	Arkansas	5	Virginia
3	Alaska	2	Illinois
2	Maryland	2	New York
1	Florida	1	Ohio
1	Pennsylvania	1	North Carolina
1	Kansas	<1	Wisconsin

[SKIP TO D14c]

**D14b. To what parish do you relocate? (n=82)**

<u>%</u>	Parish	<u>%</u>	Parish	<u>%</u>	Parish
12	Acadia (Crowley)	13	East Baton Rouge	11	St. Tammany (Covington)
8	Jefferson (Gretna)	6	Vermilion (Abbeville)	5	Lafayette
5	Washington (Franklinton)	2	St. James (Covent)	5	Livingston
5	Calcasieu (Lake Charles)	4	Bossier (Benton)	4	Rapides (Alexandria)
3	Natchitoches (Natchitoches)	2	Beauregard (DeRidder)	2	Vernon (Leesville)
2	Jefferson Davis (Jennings)	1	Ascension (Donaldsonville)	1	Orleans (New Orleans)
1	St. Mary (Franklin)	1	St. Charles (Hahnville)	1	Morehouse (Bastrop)
1	Grant (Colfax)	1	West Baton Rouge (Port Allen)	<1	St. John the Baptist (Edgard)
<1	Tangipahoa (Amite)	<1	Franklin (Winnsboro)	<1	Lafourche (Thibodaux)
<1	East Feliciana (Clinton)	3	St. Bernard		

**D14c. For how long have you been back? Have you been back for.... (n=144)**

<u>%</u>	
3	Less than one month
<1	Less than three months
4	Less than six months
17	Between six months to a year
64	Or have you been back for more than one year?
10	Have Not Yet Returned to Place of Residence Before the Hurricane
1	Not sure
1	Refused

**15. In general, how often do you go online to access the Internet or World Wide Web or to send and receive email? Would you say several times a day, about once a day, 3-5 days a week, 1-2 days a week, once every few weeks, less often than every few weeks, or do you never go online to use the Internet or check email?**

<u>%</u>	
29	Several times a day
13	About once a day
9	3-5 days a week
7	1-2 days a week
4	Once every few weeks
3	Once a month or less
33	Or do you never go online to use the Internet or World Wide Web?
1	Not sure [DO NOT READ]
1	Refused [DO NOT READ]

**D16. Do you consider yourself to be a Democrat, a Republican, an Independent, or something else?**

<u>%</u>	
39	Democrat
25	Republican
20	Independent
9	Other
3	Not sure
3	Refused

**D17. How would you characterize your political views?**

%  
37 Conservative  
25 Moderate  
8 Liberal  
23 None of the above  
4 Not sure  
2 Refused

**D18. Are you employed by or retired from....** [READ AND RECORD ANSWER FOR EACH] [CREATE COLUMN THAT INDICATES EITHER DOES OR DOES NOT WORK IN HEALTH CARE INDUSTRY BASED ON THIS QUESTION] (n=790)

Yes	No	Not Sure	Ref	
<u>%</u>	<u>%</u>	<u>%</u>	<u>%</u>	
3	95	1	1	A health care <u>insurance</u> provider
9	89	1	2	A health care provider such as a hospital, pharmacy, or managed care facility
5	92	1	2	Some other aspect of the health care industry

**D19. We realize income is a private matter and so rather than ask you anything specific about your income, I'd like to ask you to please stop me when I get to the category that includes your household's income before taxes in 2006.**

%  
12 Less than \$10,000  
14 \$10,000 to less than \$20,000  
11 \$20,000 less than \$35,000  
17 \$35,000 less than \$50,000  
10 \$50,000 less than \$60,000  
5 \$60,000 less than \$75,000  
18 \$75,000 or more  
4 Not Sure  
12 Refused

**That was our last question for tonight. Thank you very much for taking the time to help us out. Have a great day/night!**



**AARP**

**Knowledge Management**

**For more information please contact Joanne Binette at:**

**202.434.6303 or email [jbinette@aarp.org](mailto:jbinette@aarp.org)**