

AARP's Florida State Office, in response to its commitment to ensure health and long-term care for all residents and its desire to develop affordable health care options, commissioned this survey to explore the views of its Hispanic members on health care in Florida as well as potential actions that could be taken to expand health care access to state residents.

These results are based on a mail survey, fielded in November and December 2007, sent to a random sample of 6,200 AARP members in Florida, including over-samples of members age 50-64 years, members likely to be African-American, and members likely to be of Hispanic Origin. A total of 1,693 surveys were returned yielding a response rate of 27 percent and a sampling error of ± 2.4 percent.

This report is based on responses from 294 AARP members who identified themselves as being of Hispanic, Spanish, or Latino origin or descent. A weighted, annotated survey of their responses is found on page 6.

SURVEY-IN-BRIEF

- **Most Hispanic members believe all Florida residents should have access to basic health care.**
 - ✓ 93 percent also say it is important for Florida's Governor and State Legislature to ensure affordable health care coverage and 91 percent say it is important to improve access to health care services and providers.
 - ✓ 94 percent say it is important for Florida's Governor and State Legislature to make prescription drugs more affordable.
 - ✓ 12 percent say they do not have any kind of health care coverage.

- **One in four Hispanic members has experienced a preventable medical error.**
 - ✓ 7 percent say they have personally experienced a medical error.
 - ✓ 16 percent say a family member has been a victim of a medical error.
 - ✓ 3 percent have both personally experienced a medical error as well as had a family member who has experienced one.

- **Seven in ten Hispanic members perceive the health care system in Florida as needing fundamental changes or needing to be completely re-built.**
 - ✓ In the last year, 24 percent say that paying their medical expenses has been a major problem. 33 percent say it has been a minor problem.
 - ✓ In the last three years, 31 percent say they have had to forgo buying something they needed because of their medical expenses.

- **Most Hispanic members believe that everyone, including employers, government and individuals, should contribute financially to a system that provides affordable, quality health care to all Florida residents.**
 - ✓ 90 percent say it is important for Florida's Governor and State Legislature to expand coverage for the uninsured and the under-insured.
 - ✓ 89 percent also say it is extremely or very important for Florida to increase the number of residents who have health insurance coverage.

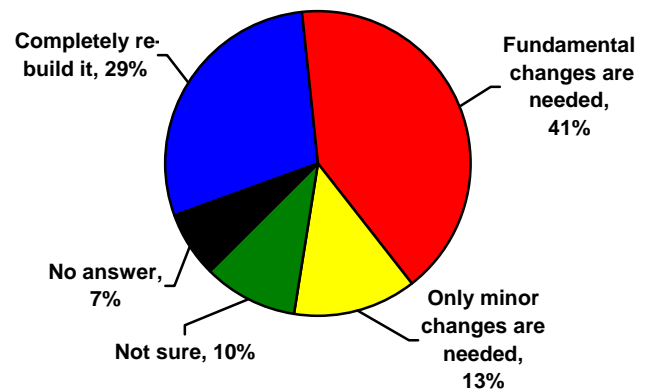
With nearly 1,370,000 uninsured Hispanics under age 65 in Florida and health care costs continuing to rise, the issue of having access to affordable, quality health care in Florida is at the forefront of many members' minds. This survey examines the opinions, concerns, worries, and experiences of Hispanic AARP members about health care in Florida.

**MOST HISPANIC MEMBERS BELIEVE
HEALTH CARE IN FLORIDA NEEDS TO
BE FUNDAMENTALLY CHANGED OR
COMPLETELY RE-BUILT**

Seven in ten Hispanic members describe the Florida health care system as either needing to be fundamentally changed or needing to be completely re-built. Thirteen percent of members say only minor changes are needed to Florida's health care system, and one in ten is unsure of what is needed.

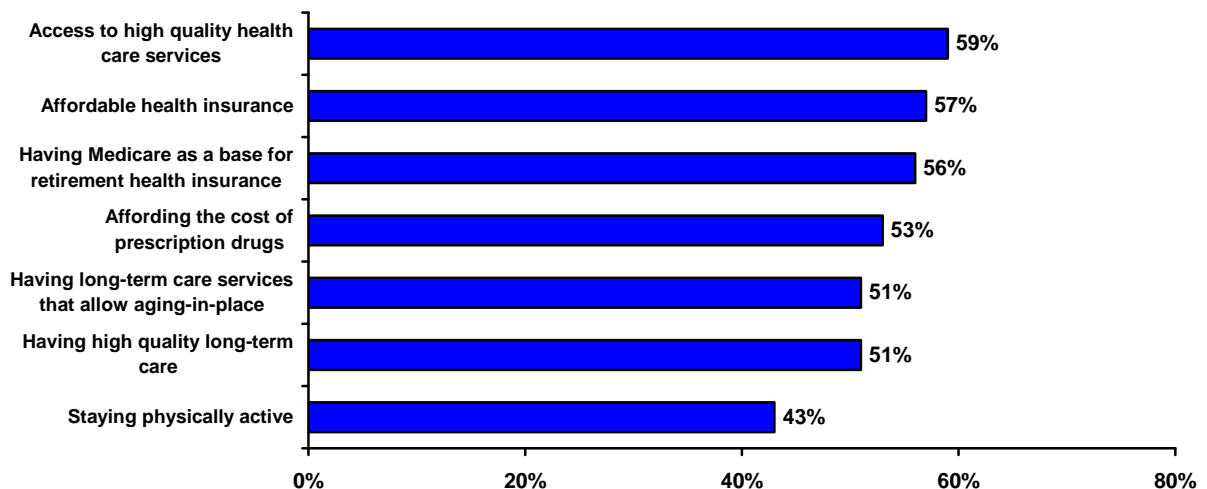
- ✓ Hispanic members age 75+ are more likely to say only minor changes are needed (34%) compared to members age 50-59 (10%) or age 60-74 (14%).
- ✓ Hispanic retirees are more likely to say only minor changes are needed (23%) compared to 12 percent of working Hispanic members.

**Member Perception of Florida's
Health Care System
(n=294)**



MOST HISPANIC MEMBERS ARE EXTREMELY CONCERNED ABOUT HAVING ACCESS TO HIGH QUALITY HEALTH CARE SERVICES, AFFORDING HEALTH INSURANCE, HAVING MEDICARE AS A BASE FOR RETIREMENT HEALTH INSURANCE, AND AFFORDING THE COST OF PRESCRIPTION DRUGS

Health Care Related Extreme Concerns (n=294)



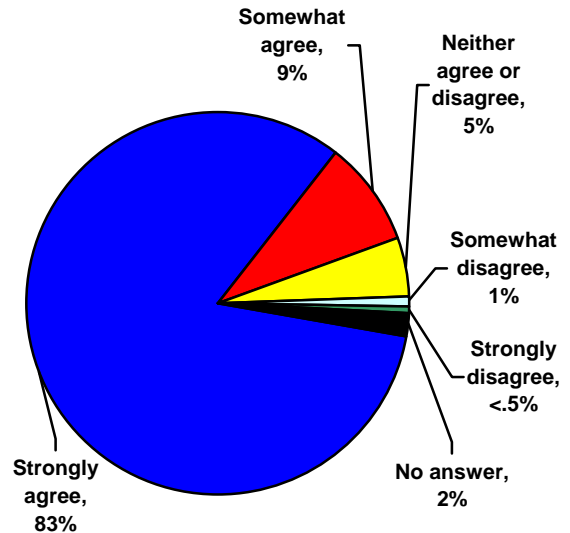
MOST HISPANIC MEMBERS BELIEVE ALL FLORIDA RESIDENTS SHOULD HAVE ACCESS TO BASIC HEALTH CARE

Ninety-two percent of Hispanic members believe that everyone, that is all Florida residents, should have access to basic health care.

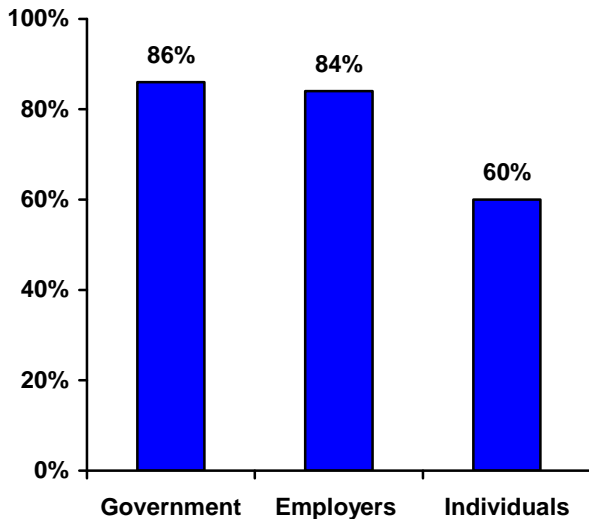
Most Hispanic members also say it is extremely or very important that Florida’s Governor and State Legislature work on

- ✓ Making prescription drugs more affordable (94%)
- ✓ Ensuring affordable health care coverage (93%)
- ✓ Improving access to health care services and providers (91%)
- ✓ Expanding coverage for the uninsured or under-insured (90%)

Agreement that All Florida Residents Should Have Access to Basic Health Care (n=294)



Who Should Contribute to a Health Care System That Provides Everyone with Basic Health Care (n=294)



HISPANIC MEMBERS SAY GOVERNMENT, EMPLOYERS, AND INDIVIDUALS SHOULD CONTRIBUTE TO THE PROVISION OF AFFORDABLE, QUALITY HEALTH CARE FOR ALL

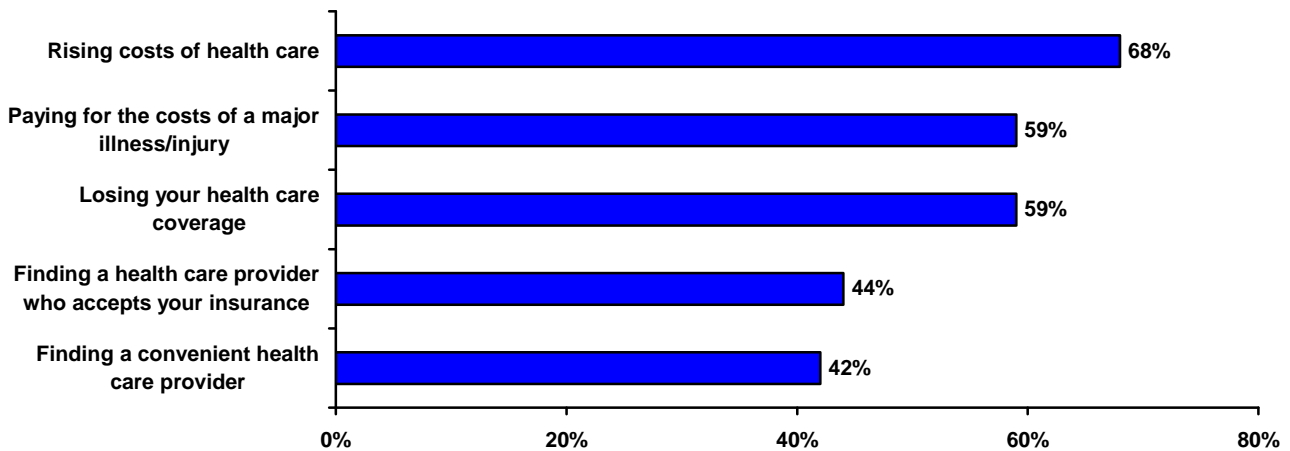
Over eight in ten Hispanic members agree that the federal and state government as well as employers should contribute financially so that everyone can have access to affordable, quality health care. Six in ten say that individuals should also contribute financially.

Additionally, three in four Hispanic members say it is extremely or very important that Florida’s Governor and State Legislature work on making it easier to take current health care coverage with you when you change jobs (74%).

Eighty-nine percent of members also say that it is extremely or very important for Florida to increase the number of residents who have health insurance coverage.

HISPANIC MEMBERS ARE EXTREMELY WORRIED ABOUT THE RISING COSTS OF HEALTH CARE, INCLUDING THEIR OUT-OF-POCKET EXPENSES, THEIR CO-PAYS, AND THEIR INSURANCE PREMIUMS

**Extreme Worries of Hispanic Members About Their Health Care
(n=294)**



- ✓ Only 29 percent of members say they are extremely or very confident that they will be able to maintain their health insurance coverage at an acceptable cost to them over the next 5 years.
- ✓ In the last year, 24 percent of members say that paying their medical expenses has been a major problem – 33 percent say it has been a minor problem.
- ✓ In the last three years, 31 percent of members say they have had to forgo buying something they needed because of their medical expenses.
- ✓ 12 percent of members say they do not have any kind of health care coverage.

HISPANIC MEMBERS ARE MOST LIKELY TO TURN TO SOMEONE AT THEIR HEALTH PLAN OR PERSONAL ACQUAINTANCES FOR INFORMATION ABOUT DOCTORS, HOSPITALS, OR HEALTH PLANS

		(n=294) <u>Somewhat</u> <u>Likely</u>	<u>Not</u> <u>Likely</u>
Contact someone at your health plan/refer to plan materials	<u>Likely</u> 82%	8%	6%
Ask a family member, co-worker, neighbor, or friend	61%	17%	17%
Go online to an Internet web site	51%	17%	24%
Order a printed booklet	43%	20%	27%
Contact a state or local agency	39%	19%	34%
Refer to a section of a newspaper/magazine	22%	23%	46%

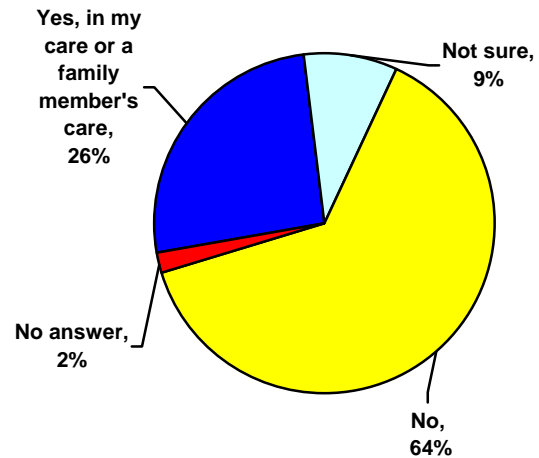
- ✓ 16 percent of members say they have used the State of Florida web site, *Florida Compare Care*, to get information about doctors, hospitals, or health insurance plans.

ONE IN FOUR HISPANIC MEMBERS HAS EXPERIENCED A PREVENTABLE MEDICAL ERROR

Seven percent of Hispanic members say they have experienced a preventable medical error in their own care, 16 percent say a family member has been a victim of a preventable medical error, and 3 percent have experienced an error in their own care as well as in a family member’s care.

Most Hispanic members say it is extremely or very important that Florida’s Governor and State Legislature work on improving health care quality and reducing medical errors (95%).

Have Experienced a Preventable Medical Error (n=294)



HISPANIC MEMBERS ARE TAKING PROACTIVE STEPS TO UNDERSTAND THEIR MEDICATIONS AND SAFEGUARD THEIR HEALTH

At least half have

- ✓ Checked the medication from pharmacist with the prescription the doctor wrote (69%)
- ✓ Talked to doctor or pharmacist about the proper use of new drug – how and when to take it, side effects, other drug interactions (67%)
- ✓ Brought a list of current medications, including nonprescription ones, to doctor appointments (59%)
- ✓ Asked for generic medications instead of brand name drugs (57%)

At least three in ten have

- ✓ Created their own set of medical records (45%)
- ✓ Brought a friend or relative to a doctor’s appointment so they can help ask questions and understand what the doctor is saying (30%)

Seventy-seven percent describe their health as excellent, very good, or good. Twenty-two percent say it is fair or poor.

Twenty-eight percent have a disability, handicap, or chronic disease that keeps them from participating fully in work, school, housework, or other activities.

ANNOTATED QUESTIONNAIRE

2007 AARP FLORIDA MEMBER SURVEY

Hispanic Members Weighted Annotation (n=294)

(Percentages are rounded to the nearest whole number)

Your Concerns

1. Below is a list of concerns that have been expressed by people age 50 and older. Please check the box that most closely matches your level of concern about each item.

	Hispanic Members
a. Having Social Security as a base for retirement income	
Extremely concerned	55%
Very concerned	21%
Somewhat concerned	15%
Not very concerned	2%
Not at all concerned	2%
Missing/No answer	5%
b. Affording the cost of prescription drugs	Hispanic Members
Extremely concerned	53%
Very concerned	29%
Somewhat concerned	9%
Not very concerned	3%
Not at all concerned	1%
Missing/No answer	4%
c. Staying physically active	Hispanic Members
Extremely concerned	43%
Very concerned	32%
Somewhat concerned	13%
Not very concerned	6%
Not at all concerned	1%
Missing/No answer	5%

d. Facing age discrimination in employment	Hispanic Members
Extremely concerned	30%
Very concerned	18%
Somewhat concerned	19%
Not very concerned	12%
Not at all concerned	16%
Missing/No answer	6%
e. Affording my housing costs	Hispanic Members
Extremely concerned	51%
Very concerned	23%
Somewhat concerned	12%
Not very concerned	5%
Not at all concerned	4%
Missing/No answer	5%
f. Having high quality long-term care for myself or a family member	Hispanic Members
Extremely concerned	51%
Very concerned	25%
Somewhat concerned	12%
Not very concerned	3%
Not at all concerned	4%
Missing/No answer	5%
g. Becoming a victim of identity theft or having my identity stolen	Hispanic Members
Extremely concerned	49%
Very concerned	20%
Somewhat concerned	18%
Not very concerned	4%
Not at all concerned	4%
Missing/No answer	6%
h. Having Medicare as a base for retirement health insurance	Hispanic Members
Extremely concerned	56%
Very concerned	24%
Somewhat concerned	12%
Not very concerned	2%
Not at all concerned	2%
Missing/No answer	5%

i.	Affording the cost of my utility services	Hispanic Members
	Extremely concerned	40%
	Very concerned	31%
	Somewhat concerned	12%
	Not very concerned	7%
	Not at all concerned	4%
	Missing/No answer	6%
j.	Having long-term care services that would allow me or a family member to stay at home for as long as possible	Hispanic Members
	Extremely concerned	51%
	Very concerned	26%
	Somewhat concerned	12%
	Not very concerned	3%
	Not at all concerned	3%
	Missing/No answer	5%
k.	Affording health insurance	Hispanic Members
	Extremely concerned	57%
	Very concerned	22%
	Somewhat concerned	11%
	Not very concerned	3%
	Not at all concerned	3%
	Missing/No answer	5%
l.	Assuring my pension benefits and retirement savings are safe	Hispanic Members
	Extremely concerned	58%
	Very concerned	20%
	Somewhat concerned	13%
	Not very concerned	2%
	Not at all concerned	4%
	Missing/No answer	4%
m.	Access to high quality health care services	Hispanic Members
	Extremely concerned	59%
	Very concerned	25%
	Somewhat concerned	8%
	Not very concerned	2%
	Not at all concerned	2%
	Missing/No answer	5%

	Hispanic Members
n. Having good employment opportunities	
Extremely concerned	31%
Very concerned	22%
Somewhat concerned	17%
Not very concerned	8%
Not at all concerned	16%
Missing/No answer	6%
o. Having enough money to meet daily living expenses	
Extremely concerned	57%
Very concerned	18%
Somewhat concerned	13%
Not very concerned	6%
Not at all concerned	3%
Missing/No answer	4%

Health Care

2. Which of the following three statements comes closest to expressing your overall view of the health care system in Florida? Please check only one.

	Hispanic Members
Overall, our health care system works pretty well and only minor changes are necessary to make it work better.	13%
There are some good things in our health care system, but fundamental changes are needed.	41%
Our health care system has so much wrong with it that we need to completely rebuild it.	29%
Not sure	10%
Missing/No answer	7%

3. Do you have any kind of health care coverage, including employer-provided health insurance, private health insurance, or government plans such as Medicare or Medicaid?

	Hispanic Members
Yes	81%
No SKIP TO QUESTION 6	12%
Not sure SKIP TO QUESTION 6	1%
Missing/No answer	6%

4. Do you have health care coverage through the following sources? (n=238)

	Hispanic Members
a. Through current employer	
Yes	46%
No	33%
Not sure	1%
Missing/No answer	20%
b. Through your spouse's employer	Hispanic Members
Yes	11%
No	60%
Not sure	<0.5%
Missing/No answer	28%
c. Through a previous employer or spouse's employer (may be a retirement benefit)	Hispanic Members
Yes	20%
No	53%
Not sure	<0.5%
Missing/No answer	27%
d. On your own, through an individual insurance policy	Hispanic Members
Yes	12%
No	55%
Not sure	2%
Missing/No answer	32%
e. Through Medicare, the program that provides health insurance primarily to people age 65 and older and people with disabilities	Hispanic Members
Yes	36%
No	42%
Not sure	2%
Missing/No answer	21%
f. Through Medicaid, the program that provides health insurance and long-term care to certain low-income individuals	Hispanic Members
Yes	8%
No	58%
Not sure	4%
Missing/No answer	30%

		Hispanic Members
g.	Through Veteran's Administration or military benefits	
	Yes	11%
	No	57%
	Not sure	3%
	Missing/No answer	29%

		Hispanic Members
h.	Through some other program (Please specify: _____)	
	Yes	8%
	No	58%
	Not sure	2%
	Missing/No answer	32%

5. How confident are you that you will be able to maintain your health care coverage at an acceptable cost to you over the next five years? (n=238)

	Hispanic Members
Extremely confident	13%
Very confident	17%
Somewhat confident	29%
Not very confident	27%
Not at all confident	10%
Missing/No answer	5%

6. In the past year, how much of a problem has it been paying your medical expenses, including prescription drugs?

	Hispanic Members
A major problem	24%
A minor problem	33%
Not a problem	40%
Not sure	1%
Missing/No answer	3%

7. In the last three years, have you ever had to forgo buying something you needed because of paying for your medical expenses, including prescription drugs?

	Hispanic Members
Yes	31%
No	62%
Not sure	4%
Missing/No answer	2%

8. How important is it for Florida to increase the number of residents who have health care insurance coverage?

	Hispanic Members
Extremely important	59%
Very important	30%
Somewhat important	7%
Not very important	<0.5%
Not at all important	2%
Missing/No answer	2%

9. How important is it for Florida to make health care more affordable for all residents?

	Hispanic Members
Extremely important	78%
Very important	14%
Somewhat important	4%
Not very important	<0.5%
Not at all important	1%
Missing/No answer	3%

10. How strongly do you agree or disagree that all Florida residents should have access to basic health care?

	Hispanic Members
Strongly agree	83%
Somewhat agree	9%
Neither agree nor disagree	5%
Somewhat disagree	1%
Strongly disagree	<0.5%
Missing/No answer	2%

11. How strongly do you agree or disagree that each of the following groups should contribute to a health care system so that everyone can have basic health care?

a. Employers	Hispanic Members
Strongly agree	69%
Somewhat agree	15%
Neither agree nor disagree	3%
Somewhat disagree	1%
Strongly disagree	<0.5%
Missing/No answer	12%

b. Individuals		Hispanic Members
Strongly agree		38%
Somewhat agree		22%
Neither agree nor disagree		11%
Somewhat disagree		1%
Strongly disagree		5%
Missing/No answer		22%

c. Government		Hispanic Members
Strongly agree		75%
Somewhat agree		11%
Neither agree nor disagree		4%
Somewhat disagree		1%
Strongly disagree		3%
Missing/No answer		8%

12. How worried are you about each of the following?

a. Rising costs of health care, including out-of-pocket expenses, co-payments, and insurance premiums		Hispanic Members
Extremely worried		68%
Very worried		19%
Somewhat worried		7%
Not very worried		1%
Not at all worried		1%
Not sure		<0.5%
Missing/No answer		4%

b. Finding a health care provider that is convenient to you		Hispanic Members
Extremely worried		42%
Very worried		22%
Somewhat worried		15%
Not very worried		10%
Not at all worried		5%
Not sure		<0.5%
Missing/No answer		6%

c.	Finding a health care provider who accepts your insurance	Hispanic Members
	Extremely worried	44%
	Very worried	18%
	Somewhat worried	15%
	Not very worried	10%
	Not at all worried	6%
	Not sure	1%
	Missing/No answer	6%
d.	Losing your health care coverage or insurance	Hispanic Members
	Extremely worried	59%
	Very worried	14%
	Somewhat worried	9%
	Not very worried	8%
	Not at all worried	2%
	Not sure	2%
	Missing/No answer	6%
e.	Switching jobs because you might have to change or lose your current health insurance coverage	Hispanic Members
	Extremely worried	26%
	Very worried	10%
	Somewhat worried	11%
	Not very worried	8%
	Not at all worried	25%
	Not sure	6%
	Missing/No answer	15%
f.	Paying for costs associated with a major illness or injury	Hispanic Members
	Extremely worried	59%
	Very worried	17%
	Somewhat worried	10%
	Not very worried	5%
	Not at all worried	4%
	Not sure	1%
	Missing/No answer	4%

g. Reductions in employer-sponsored health coverage for workers and families	Hispanic Members
Extremely worried	42%
Very worried	20%
Somewhat worried	10%
Not very worried	6%
Not at all worried	7%
Not sure	4%
Missing/No answer	11%

13. In the last two years, have you ever done any of the following?

a. Brought a friend or relative to a doctor's appointment so that they can help ask questions and understand what the doctor was telling you	Hispanic Members
Yes	30%
No	65%
Not sure	1%
Missing/No answer	3%

b. Brought a list of all the medications you were taking, including non-prescription drugs, to a doctor's appointment	Hispanic Members
Yes	59%
No	37%
Not sure	1%
Missing/No answer	3%

c. Checked the medication that a pharmacist gave you with the prescription that your doctor wrote	Hispanic Members
Yes	69%
No	26%
Not sure	1%
Missing/No answer	3%

d. Created your own set of medical records to ensure that you and all of your health care providers have all your medical records	Hispanic Members
Yes	45%
No	49%
Not sure	2%
Missing/No answer	4%

e.	Asked your health care provider to prescribe you generic medications instead of name brand drugs	Hispanic Members
	Yes	57%
	No	38%
	Not sure	2%
	Missing/No answer	3%
f.	Talked to your doctor or pharmacist about the proper use of a new prescription drug, including how and when to take it, possible side effects, or other drug interactions	Hispanic Members
	Yes	67%
	No	30%
	Not sure	<0.5%
	Missing/No answer	3%

14. In 2008, how important is it that Florida's Governor and State Legislature work on each of the following health care issues?

a.	Improving health care quality and reducing medical errors	Hispanic Members
	Extremely important	79%
	Very important	16%
	Somewhat important	2%
	Not very important	<0.5%
	Not at all important	<0.5%
	Missing/No answer	2%
b.	Improving access to health care services and providers	Hispanic Members
	Extremely important	73%
	Very important	18%
	Somewhat important	4%
	Not very important	1%
	Not at all important	<0.5%
	Missing/No answer	4%
c.	Expanding coverage for the uninsured and under-insured	Hispanic Members
	Extremely important	66%
	Very important	23%
	Somewhat important	4%
	Not very important	2%
	Not at all important	<0.5%
	Missing/No answer	4%

	Hispanic Members
d. Making prescription drugs more affordable	
Extremely important	79%
Very important	16%
Somewhat important	1%
Not very important	<0.5%
Not at all important	1%
Missing/No answer	3%
e. Ensuring affordable health care coverage	Hispanic Members
Extremely important	79%
Very important	14%
Somewhat important	2%
Not very important	1%
Not at all important	1%
Missing/No answer	3%
f. Making it easier to take your current health care coverage with you when you change jobs	Hispanic Members
Extremely important	55%
Very important	19%
Somewhat important	6%
Not very important	3%
Not at all important	8%
Missing/No answer	8%

Health Care Information

15. Information regarding doctors, hospitals, and health insurance plans is available in different places. The State of Florida operates web sites that provide health care information. Have you ever used the Internet web site – Florida Compare Care (<http://www.floridacomparecare.gov/>) – to get information regarding doctors, hospitals, or health insurance plans?

	Hispanic Members
Yes	16%
No	80%
Not sure	2%
Missing/No answer	2%

16. If you want to find information about doctors, hospitals, or health plans, how likely would you be to do each of the following?

a.	Contact someone at your health plan, or refer to materials provided by the plan	Hispanic Members
	Extremely likely	45%
	Very likely	37%
	Somewhat likely	8%
	Not very likely	3%
	Not at all likely	3%
	Missing/No answer	4%
b.	Ask a family member, co-worker, neighbor, or friend	Hispanic Members
	Extremely likely	28%
	Very likely	33%
	Somewhat likely	17%
	Not very likely	10%
	Not at all likely	6%
	Missing/No answer	6%
c.	Refer to a section of a newspaper or magazine that contains information	Hispanic Members
	Extremely likely	9%
	Very likely	13%
	Somewhat likely	23%
	Not very likely	27%
	Not at all likely	19%
	Missing/No answer	10%
d.	Order a printed booklet with information	Hispanic Members
	Extremely likely	17%
	Very likely	26%
	Somewhat likely	20%
	Not very likely	14%
	Not at all likely	14%
	Missing/No answer	10%

	Hispanic Members
e. Go online to an Internet web site that posts information	
Extremely likely	25%
Very likely	25%
Somewhat likely	17%
Not very likely	13%
Not at all likely	12%
Missing/No answer	8%
f. Contact a state or local agency for information	Hispanic Members
Extremely likely	17%
Very likely	23%
Somewhat likely	19%
Not very likely	20%
Not at all likely	14%
Missing/No answer	8%

17. Sometimes when people receive medical care, an error can result in serious harm, such as death, disability, or additional or prolonged treatment. Some of these errors may be preventable. Have you or a family member ever been involved in a situation where a preventable medical error has occurred? Check all that apply.

	Hispanic Members
Yes, in my own care	7%
Yes, in a family member's care	16%
Yes, in my own care and a family member's care	3%
No	64%
Not sure	9%
Missing/No answer	2%

18. In Florida, are the following groups or individuals responsible for preventing medical errors in hospitals, clinics, and other health care facilities?

	Hispanic Members
a. Doctors	
Yes	80%
No	2%
Not sure	13%
Missing/No answer	6%

b. Nurses	Hispanic Members
Yes	77%
No	2%
Not sure	14%
Missing/No answer	7%
c. Pharmacists	Hispanic Members
Yes	68%
No	7%
Not sure	16%
Missing/No answer	9%
d. Other health care providers	Hispanic Members
Yes	57%
No	10%
Not sure	23%
Missing/No answer	10%
e. Individual patients	Hispanic Members
Yes	49%
No	19%
Not sure	21%
Missing/No answer	12%
f. Government	Hispanic Members
Yes	47%
No	19%
Not sure	24%
Missing/No answer	10%
g. Hospitals	Hispanic Members
Yes	78%
No	3%
Not sure	12%
Missing/No answer	8%

	Hispanic Members
h. Insurance companies	
Yes	43%
No	20%
Not sure	26%
Missing/No answer	11%
i. Other (please specify: _____)	Hispanic Members
Yes	6%
No	7%
Not sure	23%
Missing/No answer	64%

About You

The following questions are for classification purposes only and will be kept entirely confidential.

19. How would you rate your overall health today?

	Hispanic Members
Excellent	13%
Very good	28%
Good	35%
Fair	17%
Poor	5%
Missing/No answer	2%

20. Does any disability, handicap, or chronic disease keep you from participating fully in work, school, housework, or other activities?

	Hispanic Members
Yes	28%
No	71%
Missing/No answer	1%

21. Are you male or female?

	Hispanic Members
Male	56%
Female	43%
Missing/No answer	1%

22. What is your age as of your last birthday? _____ (in years)

	Hispanic Members
50-59	40%
60-69	34%
70+	22%
Missing/No answer	4%

23. What is your 5-digit ZIP Code? (Write in your ZIP CODE): ____ _

24. Do you own or rent your residence?

	Hispanic Members
Own	79%
Rent	19%
Not sure	3%
Missing/No answer	<0.5%

25. Including yourself, how many people live in your household?

	Hispanic Members
One	22%
Two	46%
Three	17%
Four	9%
Five	3%
Six	1%
Seven or more	0%
Missing/No answer	2%

26. What is your current marital status?

	Hispanic Members
Married	58%
Not married, living with partner	5%
Separated	2%
Divorced	18%
Widowed	12%
Never married	5%
Missing/No answer	<0.5%

27. What is the highest level of education that you completed?

	Hispanic Members
0-12 th grade (no diploma)	11%
High school graduate (or equivalent)	24%
Post-high school education (no degree)	13%
2-year college degree	17%
4-year college degree	9%
Post-graduate study (no degree)	5%
Graduate or professional degree	16%
Missing/No answer	4%

28. Which of the following best describes your current employment status?

	Hispanic Members
Self-employed, part-time	3%
Self-employed, full-time	6%
Employed, part-time	6%
Employed, full-time	40%
Retired, not working at all	35%
Not in labor force for other reasons	5%
Unemployed, but looking for work	2%
Missing/No answer	2%

29. What is your race?

	Hispanic Members
White or Caucasian	52%
Black or African-American	6%
American Indian or Alaska Native	0%
Asian	1%
Native Hawaiian or other Pacific Islander	1%
Other	35%
Missing/No answer	6%

30. Are you of Hispanic, Spanish, or Latino origin or descent?

	Hispanic Members
Yes	100%
No	0%
Missing/No answer	0%

31. Thinking about your state elections for Florida Governor and Legislators in the last ten years, how often would you say you vote?

	Hispanic Members
Always	56%
Most of the time	23%
About half of the time	5%
Seldom	5%
Never	8%
Missing/No answer	2%

32. How interested are you in state government activities that affect residents age 50 and older?

	Hispanic Members
Extremely interested	55%
Very interested	28%
Somewhat interested	8%
Not very interested	4%
Not at all interested	3%
Not sure	2%
Missing/No answer	1%

33. Do you consider yourself to be a Democrat, a Republican, an Independent, or something else?

	Hispanic Members
Democrat	44%
Republican	28%
Independent	14%
Something else	3%
Not sure	8%
Missing/No answer	4%

34. In the last 12 months, have you accessed the Internet from your home or work or from some other source such as your local library?

	Hispanic Members
Yes	70%
No SKIP TO QUESTION 36	24%
Missing/No answer	6%

35. In the last 12 months, have you visited any of AARP’s Internet/Web sites (aarp.org, AARPmagazine.org, etc.)? (n=206)

	Hispanic Members
Yes	44%
No	53%
Missing/No answer	3%

36. What was your annual household income before taxes in 2006?

	Hispanic Members
Less than \$10,000	6%
\$10,000 to \$19,999	14%
\$20,000 to \$34,999	21%
\$35,000 to \$49,999	17%
\$50,000 to \$59,999	8%
\$60,000 to \$74,999	9%
\$75,000 to \$99,999	7%
\$100,000 or more	8%
Not sure	5%
Missing/No answer	4%

Thank you for completing this survey. Please use the postage-paid envelope and return it to the State Member Research Surveys, AARP, 601 E Street, NW, Washington, DC 20049, by
December 18, 2007.

AARP is a nonprofit, nonpartisan membership organization that helps people 50+ have independence, choice and control in ways that are beneficial and affordable to them and society as a whole. AARP does not endorse candidates for public office or make contributions to either political campaigns or candidates. We produce *AARP The Magazine*, the definitive voice for 50+ Americans and the world's largest-circulation magazine with over 34.5 million readers; *AARP Bulletin*, the go-to news source for AARP's 40 million members and Americans 50+; *AARP Segunda Juventud*, the only bilingual U.S. publication dedicated exclusively to the 50+ Hispanic community; and our website, AARP.org. AARP Foundation is an affiliated charity that provides security, protection, and empowerment to older persons in need with support from thousands of volunteers, donors, and sponsors. We have staffed offices in all 50 states, the District of Columbia, Puerto Rico, and the U.S. Virgin Islands.



Copyright ©2009

AARP

Knowledge Management

601 E Street NW

Washington, DC 20049

www.aarp.org/research

Reprinting with Permission

**For more information about this survey, please contact Terri L. Guengerich at:
202-434-6306 or e-mail tguengerich@aar.org**