

The page features several decorative elements. A solid green vertical bar is on the left side. A thin horizontal line extends from the green bar to a small yellow square. A large, thin gold arc curves from the top right towards the bottom right. At the bottom right, a thin vertical line extends from the gold arc to another small yellow square. The main title is centered in the middle of the page.

Health Care Reform in California: A Survey of AARP Members

August 2007



Health Care Reform in California: A Survey of AARP Members

**Data Collected by
Alan Newman Research**

**Report Prepared by
Samuel Gager and Joanne Binette**

**Copyright © 2007
AARP
Knowledge Management
601 E Street NW
Washington, DC 20049
<http://www.aarp.org/research/>
Reprinting with Permission**

AARP is a nonprofit, nonpartisan membership organization that helps people 50+ have independence, choice, and control in ways that are beneficial and affordable to them and society as a whole. We produce *AARP The Magazine*, published bimonthly; *AARP Bulletin*, our monthly newspaper; *AARP Segunda Juventud*, our bimonthly magazine in Spanish and English; *NRTA Live & Learn*, our quarterly newsletter for 50+ educators; and our website, www.aarp.org. AARP Foundation is our affiliated charity that provides security, protection, and empowerment to older persons in need with support from thousands of volunteers, donors, and sponsors. We have staffed offices in all 50 states, the District of Columbia, Puerto Rico, and the U.S. Virgin Islands.

Acknowledgements

AARP staff from the California State Office, State Affairs, and Knowledge Management contributed to the design and implementation of this study. Special thanks go to Darry Sragow and Glen Griztner of Sonnenschein Nath & Rosenthal LLP. Thanks also go to AARP staff including Casey Young, California State Office; Van Ellet and JoAnn Lamphere, State Affairs; Rachelle Cummins, Terri Guengerich, Jennifer Sauer, Darlene Matthews, and Jennifer Leslie, Knowledge Management who assisted with survey design and report preparation. Additional thanks go to Mike Schuster, Office of General Counsel, for his review of the report. John Fries of Alan Newman Research, Inc. insured a timely and high quality survey. Joanne Binette and Terri Guengerich, AARP Knowledge Management, managed all aspects of the project. Joanne Binette and Samuel Gager co-wrote the report. For more information, contact Joanne Binette at (202) 434-6303.

AARP Members in California Support State Health Care Reform

At the time of this report, only three weeks remain in the 2007 legislative session. The health care reform proposals developed by Governor Arnold Schwarzenegger, as well as state legislative leaders, are awaiting action by the Legislature. Both proposals would increase access to health care coverage and the quality of care. An AARP poll was conducted to help inform policymakers about how AARP members feel about the need for health care reform.

The AARP poll of 802 members in California shows that health care reform is members' top legislative priority. The poll also shows strong support for broad health care reform--two-thirds strongly agree that all Californians should have access to quality, affordable health care.

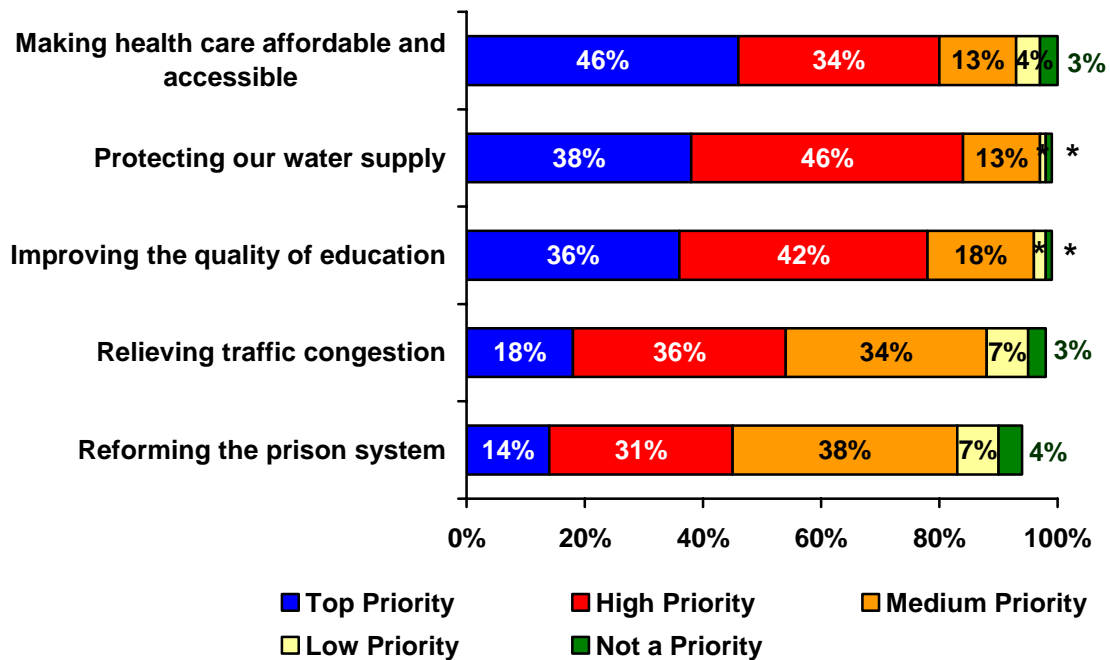
The poll clearly demonstrates strong support for immediate action on health care reform in the state. Two-thirds of AARP members believe it is important that the Governor and State Legislature pass a health care reform bill this year, and many will be closely monitoring the vote on health care reform. In fact, many members show a strong correlation between this issue and how they will view their respective legislators--six in ten are unlikely to re-elect legislators who do not pass a health care reform bill this year. In addition, a significant number of members are unlikely to vote for an extension of term limits for legislators if a health care reform bill is not enacted.

The majority of AARP members in California have problems affording their health care expenses and many are concerned about being able to get access to quality, affordable health care for themselves and their family. Considering that four in five AARP members believe that making health care affordable and accessible should be a top or high priority, the survey indicates that now is the time for California Legislators to pass a health care reform bill that ensures all Californians have affordable, quality health care.

Key Findings

The number one legislative priority for California's AARP members is making health care more affordable and accessible. About half of AARP members in the state say that it is their top legislative priority and another one in three say it is a high priority for them.

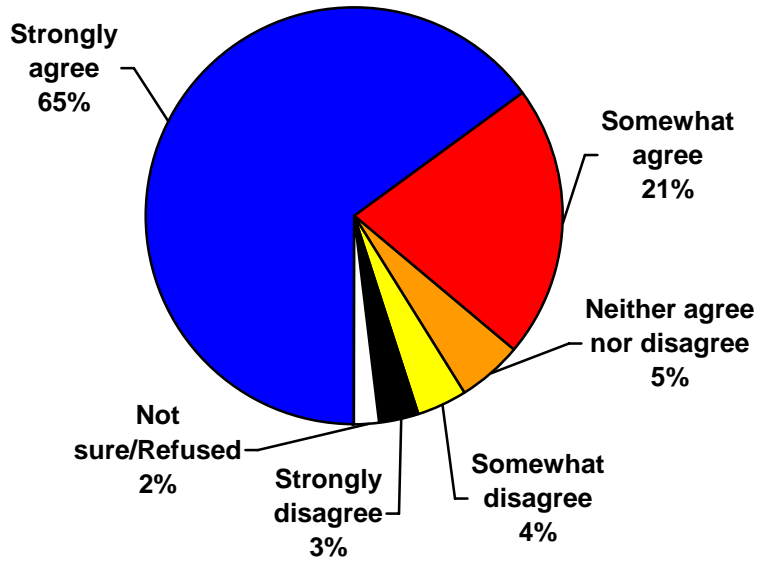
**California AARP Members' Legislative Priorities
(N=802)**



* Represents 2% or less

Two-thirds of AARP members in the state of California strongly agree that all Californians should have access to quality, affordable health care.

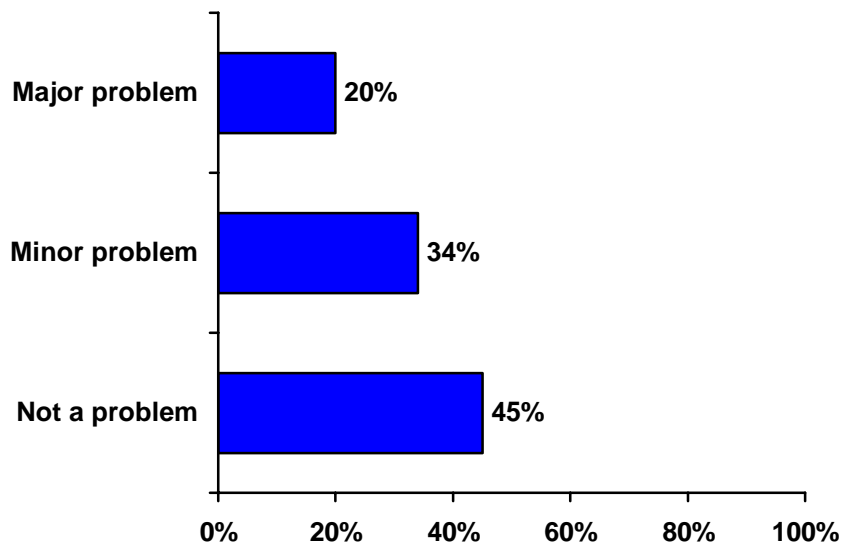
All Californians Should Have Access to Quality, Affordable Health Care (N=802)



Over half of AARP members in California say affording their health care expenses can be a problem, with 20 percent citing it as a major problem.

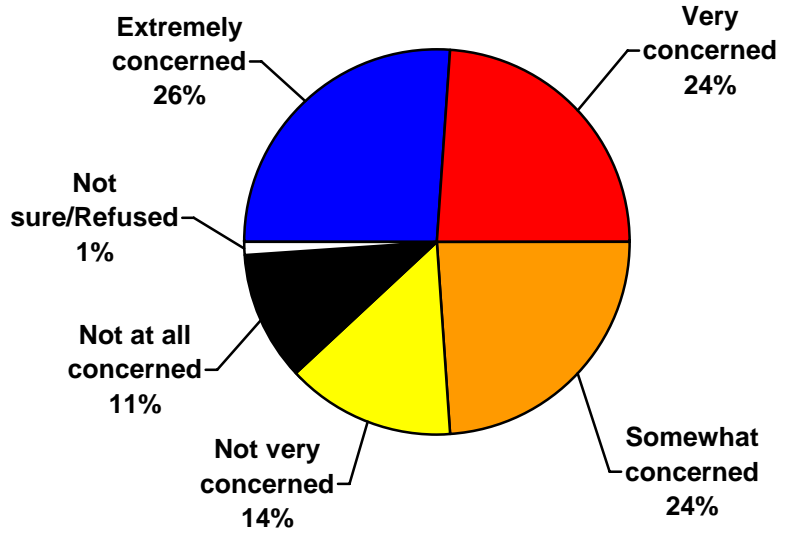
Although affording health care expenses is not a problem for almost half of survey respondents, this could be explained by the fact that most people age 65 and older have Medicare coverage.

Being Able to Afford Health Care Expenses (N=802)



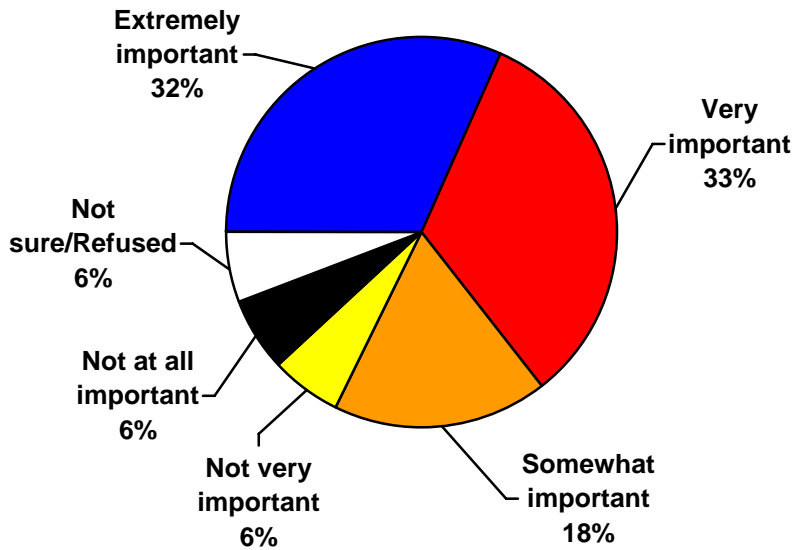
Fully half of AARP members in California are either extremely or very concerned about being able to get access to quality, affordable health care in the future for themselves and their family.

**Concern About Access to Quality, Affordable Health Care in the Future
(N = 802)**



Two-thirds of AARP members in California say that it is important for the Governor and the State Legislature to pass a health care reform this year.

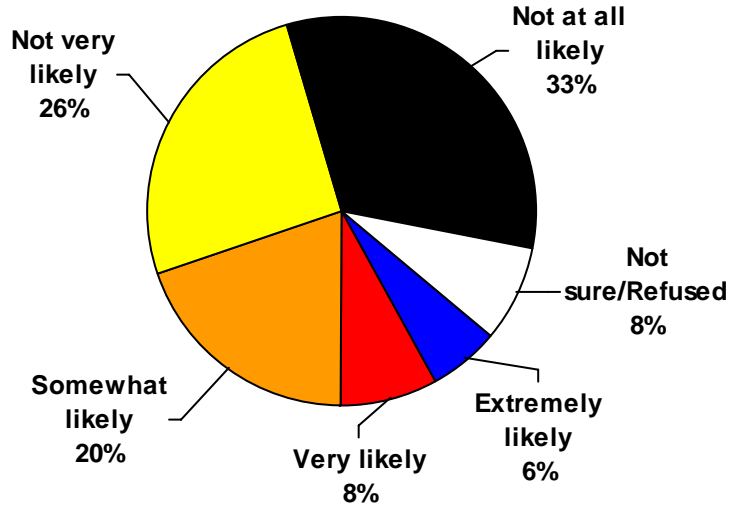
**Importance of Passing a Health Care Reform Bill
This Year*
(N=802)**



*Percentages may not add up to 100 due to rounding.

Fully six in ten AARP members in California say they would *not* be likely to re-elect a legislator who voted to adjourn this year's session before passing health care reform legislation.

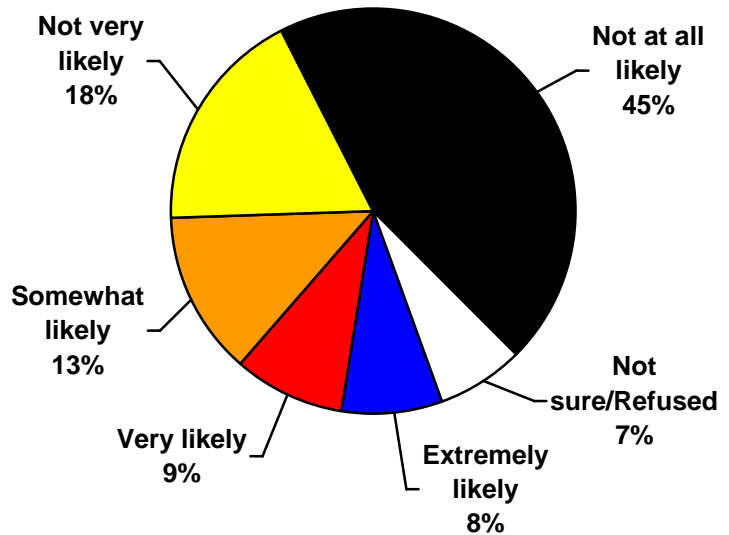
Likelihood of Voting to Re-elect a Legislator Who Voted to Adjourn Before Passing Health Care Reform Legislation* (N=802)



*Percentages may not add up to 100 due to rounding.

More than six in ten AARP members in California say they would *not* be likely to vote for a ballot measure to extend term limits for legislators if they were unable to pass health care reform this year.

Likelihood of Voting for Extending the Amount of Time a Legislator Can Serve if Health Care Reform Fails to Pass (N=802)



Methodology

AARP commissioned Alan Newman Research, Inc. to conduct a telephone survey of AARP members age 50+ in the State of California. The survey was conducted between August 19 and 23, 2007, and total of 802 interviews were completed.¹ A sample of this size has a sampling error of plus or minus 3.5 percent.²

Interviews took place between 5:30 p.m. and 9:00 p.m., with some additional calling done between 10:00 a.m. and 4:00 p.m. If necessary, up to 10 call attempts per telephone number were made to reach an eligible respondent. All numbers were called at multiple times of the day as well as days of the week to maximize each resident's opportunity for inclusion in the study.

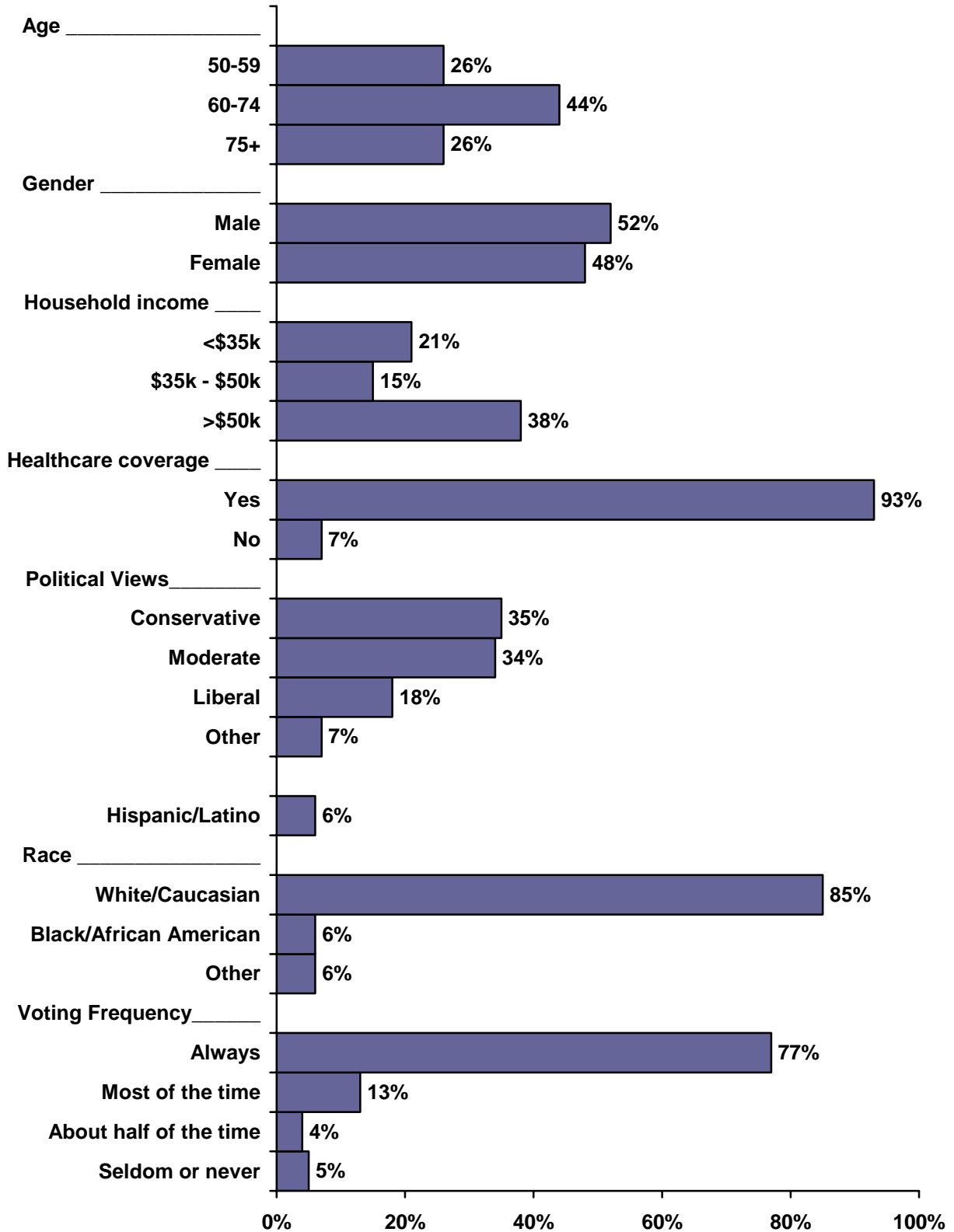
Survey responses were weighted to reflect the actual distribution of age and gender for AARP members in California. The number of AARP members in California as of July 31, 2007 was 3,283,624. Weighted responses to all survey questions are in the attached annotated questionnaire.

¹ The response rate is 20 percent and the cooperation rate is 50 percent. The response rate is Response Rate 3 and the cooperation rate is Cooperation Rate 3 (AAPOR, 2007).

² This means that in 95 out of 100 samples of this size, the results obtained in the sample would be within ± 3.5 percentage points of the results obtained had everyone in the population been interviewed.

Demographics

(N=802 AARP Members in California Age 50+)



APPENDIX
ANNOTATED QUESTIONNAIRE

FIELD USE ONLY	
Date:	Supervisor:
Interviewer:	Editor:
Start Time:	Completed:
End Time:	Terminated:
# Minutes:	Validated:
Telephone #: () -	

Q#: _____
AARP – California Health Care Survey August 2007

QUOTAS	
802 Completes Among California Members	List Assisted

INTRODUCTION/SCREENER

Introduction

Hello, may I please speak with
 { WHEN RESPONDENT OR SPOUSE IS ON THE PHONE, CONTINUE WITH: }
 { NOTE: IF SPOUSE, THEY MUST CONSIDER THEMSELVES A MEMBER OF AARP }

Hello, this is _____ from Alan Newman Research, a national research firm. This is not a sales call and you will not be asked to buy anything now or later. We would really like to include your opinions on an important issue facing California residents. [USE AS NECESSARY: "I assure you that all of your answers will remain completely confidential. The survey should take about 10 minutes to complete."]

{ IF ASKED, "Where did you get my name?" SAY "A-A-R-P provided a list of members for us to call." }

[INTERVIEWERS -- IF NECESSARY USE ANY OF THE FOLLOWING:

My name is _____. I'm calling from Alan Newman Research, a national opinion research firm located in Richmond, Virginia. If you would like more information about who we are and what we do, you are welcome to check out our website at www.anr.com.

Let me assure you, this is NOT a sales call and you will NOT be asked to buy anything either now or later. We are NOT telemarketers.

You will not be asked to buy anything either now or later.

All of your responses are kept entirely confidential.

Your views are important and we would greatly appreciate your participation.

Main Questionnaire

1. I'm going to read you a list of issues. For each issue please tell me how much of a priority you think it should be for the Governor and State Legislature to work on right now? Should [INSERT ISSUE AND ROTATE ISSUES] be a top priority, a high priority, a medium priority, a low priority, or not a priority for the Governor and State Legislature to work on right now?

	Top Priority	High Priority	Medium Priority	Low Priority	Not a Priority	Not sure/Refused
	%	%	%	%	%	%
a. Making health care affordable & accessible....	46	34	13	4	3	1
b. Reforming the prison system.....	14	31	38	7	4	7
c. Improving the quality of education.....	36	42	18	2	1	2
d. Relieving traffic congestion.....	18	36	34	7	3	2
e. Protecting our water supply	38	46	13	1	1	1

2. Do you have any kind of health care coverage, including private health insurance or government plans such as Medicare or Medi-Cal, or Healthy Families?

%	
93	Yes
7	No [SKIP TO Q4]
0	Not sure [SKIP TO Q4] [DO NOT READ]
<.5	Refused [SKIP TO Q4] [DO NOT READ]

3. [ASK IF Q2=YES] How are you covered? Are you covered....? (n=758)

[READ EACH ANSWER CATEGORY AND RECORD A YES, NO, OR NOT SURE ANSWER FOR EACH ONE]

[INTERVIEWER NOTE: IF 65 OR OLDER, CONFIRM WHETHER THEY HAVE MEDICARE AND SOME OTHER COVERAGE SUCH AS AN INDIVIDUAL POLICY.]

[INTERVIEWER NOTE: IF RESPONDENT GIVES NAME OF INSURER OR SPECIFIC COMPANY NAME, ASK WHETHER THEY PAY FOR THE POLICY ON THEIR OWN OR IF IT IS PAID FOR BY AN EMPLOYER /PREVIOUS EMPLOYER AND RECORD APPROPRIATELY]

	Yes	No	Not sure	Not covered any other way	Refused
	%	%	%	%	%
a. Through current employer	23	77	0	0	<.5
b. Through your spouse's employer.....	13	82	0	4	<.5
c. On your own, through an individual insurance policy.....	37	62	<.5	1	<.5
d. Through a previous employer or spouse's employer [may be Retirement Benefit]	29	67	<.5	4	<.5
e. Through Veterans or military benefits	10	83	<.5	6	<.5
f. Through Medi-Cal.....	5	94	<.5	1	<.5
g. Through Medicare.....	52	47	<.5	1	<.5
h. Through Healthy Families	1	89	1	9	<.5
i. Through SCHIP (State Children's Health Insurance Program).....	<.5	99	<.5	<.5	<.5
j. Through some other way: [Please Specify: _____].....	2	97	0	1	<.5

4. How strongly do you agree or disagree with the statement that “All Californians should have access to quality, affordable health care? Do you....?”

<u>%</u>	
65	Strongly agree
21	Somewhat agree
5	Neither agree nor disagree
4	Somewhat disagree
3	Strongly disagree
2	Not sure [DO NOT READ]
<.5	Refused [DO NOT READ]

5. Considering what you currently pay in out-of-pocket medical expenses, including insurance premiums, prescription drug costs, and co-pays, how much of a problem is it for you and your family to afford health care costs? Is it....?”

<u>%</u>	
20	A major problem
34	A minor problem
45	Not a problem
1	Not sure [DO NOT READ]
<.5	Refused [DO NOT READ]

6. How concerned are you that you and your family will have access to quality, affordable health care services when you need them in the future? Are you....?”

<u>%</u>	
26	Extremely concerned
24	Very concerned
24	Somewhat concerned
14	Not very concerned
11	Not at all concerned
1	Not sure [DO NOT READ]
0	Refused [DO NOT READ]

7. The Governor and State Legislative Leaders have developed and promoted major health care reform proposals this year to fix health care in California. However, these proposals have still not passed through the State Legislature. How important is it to you that the Governor and the State Legislature pass a health care reform bill this year? Is it....?”

<u>%</u>	
32	Extremely important
33	Very important
18	Somewhat important
6	Not very important
6	Not at all important
6	Not sure [DO NOT READ]
<.5	Refused [DO NOT READ]

8. If health care reform does not pass this year, how likely would you be to vote for a ballot measure that would extend the number of years that legislators can serve? This ballot measure would extend the number of years legislators in the Assembly can serve, from the current 6 years to 12 years. It would also extend the number of years legislators in the State Senate can serve, from the current 8 years to 12 years. If health care reform does not pass this year, would you be extremely likely, very likely, somewhat likely, not very likely, or not at all likely to vote to extend the number of years legislators can serve?

<u>%</u>	
8	Extremely likely
9	Very likely
13	Somewhat likely
18	Not very likely
45	Not at all likely
6	Not sure [DO NOT READ]
<.5	Refused [DO NOT READ]

9. Earlier this year, the Governor and legislative leaders said they would pass legislation making adequate and affordable health care coverage available to all California residents. How likely would you be to re-elect a legislator who voted to adjourn this year’s legislative session without passing this health care reform?

<u>%</u>	
6	Extremely likely
8	Very likely
20	Somewhat likely
26	Not very likely
33	Not at all likely
7	Not sure [DO NOT READ]
1	Refused [DO NOT READ]

The following questions are for statistical classification purposes only and will be kept entirely confidential.

D1. RECORD RESPONDENT’S GENDER. ASK ONLY IF ABSOLUTELY NECESSARY: To ensure it is recorded accurately, could you please state your gender?

<u>%</u>	
52	Male
48	Female

D2. What is your age as of your last birthday? [IN YEARS] _____

<u>%</u>	
26	50-59
44	60-74
26	75+

D3. What is your current marital status? Are you....[READ OPTIONS]

<u>%</u>	
60	Married
2	Not married, living with your partner or significant other
1	Separated
11	Divorced
16	Widowed
9	Or are you currently single <u>and</u> never married
<.5	Not sure [DO NOT READ]
1	Refused [DO NOT READ]

D4. Do you own or rent your residence?

<u>%</u>	
85	Own
13	Rent
<.5	Not sure [DO NOT READ]
2	Refused [DO NOT READ]

D5. What is the highest level of education that you completed? [READ OPTIONS]

<u>%</u>	
4	0 to 12 th grade, but with no diploma
21	High school graduate or equivalent
14	Post high school education, but with no degree
18	2 year degree
17	4 year degree
9	Post graduate study, but with no degree
16	Graduate or professional degree
0	Not sure [DO NOT READ]
2	Refused [DO NOT READ]

D6. Which of the following best describes your current employment status? [READ OPTIONS]

<u>%</u>	
7	Self-employed full-time
3	Self-employed part-time
15	Employed full-time
6	Employed part-time
63	Retired and not working at all
1	Unemployed and looking for work
3	Or are you not in the labor force for other reasons
<.5	Not sure [DO NOT READ]
1	Refused [DO NOT READ]

D7. Are you of Hispanic, Spanish, or Latino origin or descent?

<u>%</u>	
6	Yes
91	No
1	Not sure [DO NOT READ]
2	Refused [DO NOT READ]

D8. What is your race?

<u>%</u>	
85	White or Caucasian
6	Black or African American
1	Native American or Alaskan Native
2	Asian
1	Native Hawaiian or other Pacific Islander
3	Or are you some other race? [Please Specify: _____]
<.5	Not sure [DO NOT READ]
3	Refused [DO NOT READ]

D9. Thinking about your state elections for California Governor and Legislators in the last ten years, which of the following best describes your voting behavior? Would you say you vote always, most of the time, about half of the time, seldom, or would you say you never vote?

<u>%</u>	
77	Always
13	Most of the time
4	About half of the time
2	Seldom
3	Never
<.5	Not sure [DO NOT READ]
1	Refused [DO NOT READ]

D10. What is your 5-digit zip code? ____ _

D11. In general, how often do you go online to access the Internet or World Wide Web or to send and receive email? Would you say several times a day, about once a day, 3-5 days a week, 1-2 days a week, once every few weeks, less often than every few weeks, or do you never go online to use the Internet or check email?

<u>%</u>	
28	Several times a day
20	About once a day
7	3-5 days a week
6	1-2 days a week
3	Once every few weeks
3	Once a month or less
30	Or do you never go online to use the Internet or World Wide Web?
<.5	Not sure [DO NOT READ]
1	Refused [DO NOT READ]

D12. Do you consider yourself to be a Democrat, a Republican, an Independent, or something else?

<u>%</u>	
38	Democrat
29	Republican
19	Independent
8	Other
2	Not sure [DO NOT READ]
4	Refused [DO NOT READ]

D13. How would you characterize your political views?

<u>%</u>	
35	Conservative
34	Moderate
18	Liberal
7	None of the above
3	Not sure [DO NOT READ]
3	Refused [DO NOT READ]

D14. Are you employed by or retired from.... [READ & RECORD ANSWER FOR EACH] [CREATE COLUMN THAT INDICATES EITHER DOES OR DOES NOT WORK IN HEALTH CARE INDUSTRY BASED ON THIS QUESTION]

	Yes	No	Not sure	Refused
	<u>%</u>	<u>%</u>	<u>%</u>	<u>%</u>
a. A health care insurance provider	6	92	0	2
b. A health care provider such as a hospital, pharmacy, or managed care facility	7	91	0	2
c. Some other aspect of the health care industry ...	2	96	0	2

D15. We realize income is a private matter and so rather than ask you anything specific about your income, I'd like to ask you to please stop me when I get to the category that includes your household's income before taxes in 2006. Was it....[READ OPTIONS]

<u>%</u>	
2	Less than \$10,000
7	\$10,000 but less than \$20,000
12	\$20,000 but less than \$35,000
15	\$35,000 but less than \$50,000
9	\$50,000 but less than \$60,000
7	\$60,000 but less than \$75,000
9	\$75,000 but less than \$100,000
14	\$100,000 or more
3	Not sure [DO NOT READ]
23	Refused [DO NOT READ]

That was our last question for tonight. Thanks you very much for taking the time to help us out. Have a great day/night!



AARP
Knowledge Management
For more information, contact Joanne Binette:
202.434.6303 or email jbinette@aarp.org