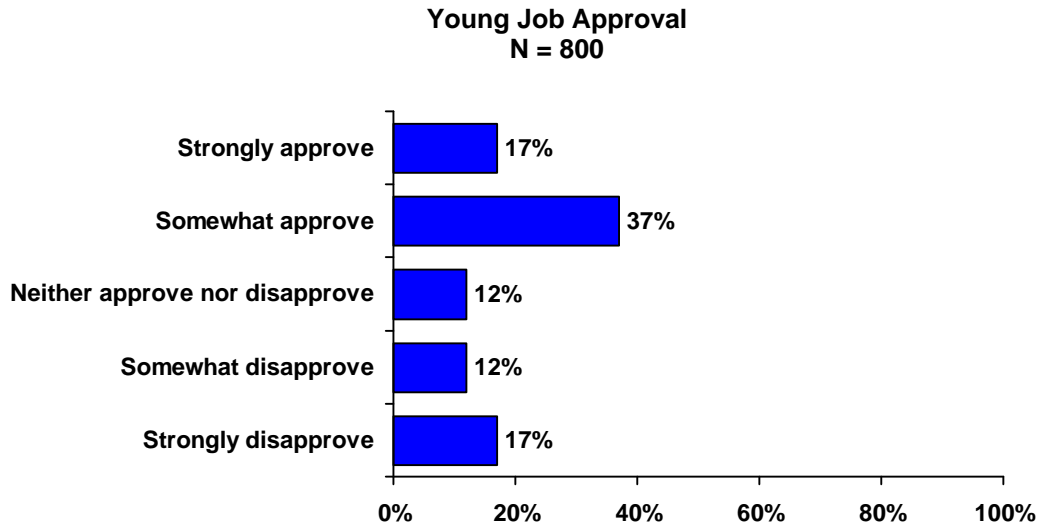


PREPARED ESPECIALLY FOR REPRESENTATIVE DON YOUNG
ALASKANS' GOVERNMENT SATISFACTION: A 2009 AARP Survey

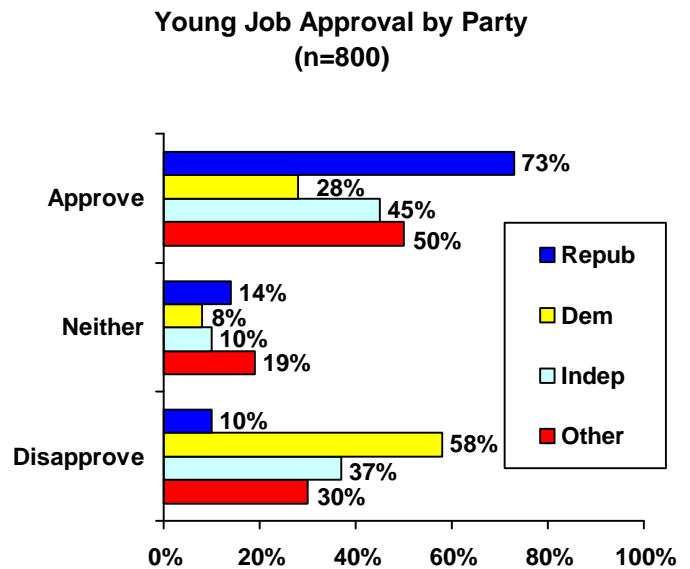
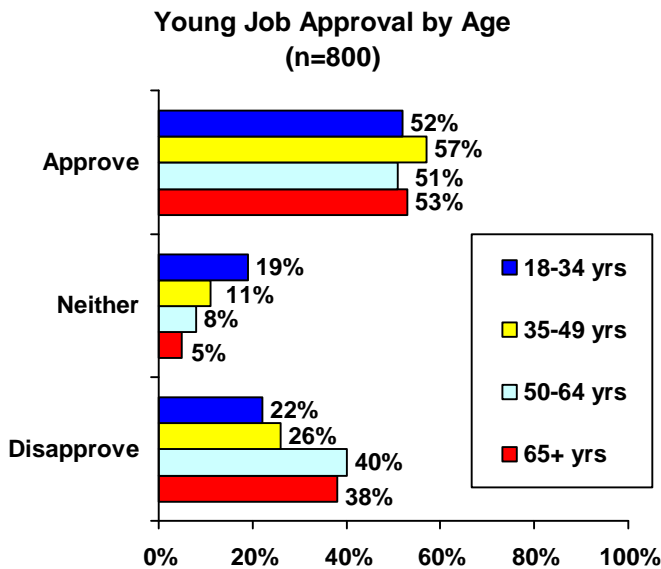
Opinion About Representative Don Young

➤ **Fifty-four percent of Alaskans approve of the job Representative Don Young is doing.**



Alaskans younger than 50 are significantly more likely to neither approve or disapprove of the job Rep. Young is doing than those over age 50. Alaskans 50 and older are significantly more likely to disapprove of the job Rep. Young is doing than those under age 50.

Alaska Republicans, Independents, and Others are significantly more likely to approve of the job Rep. Young is doing than Democrats. Democrats, Independents, and Other are significantly more likely to disapprove of the job Rep. Young is doing than Republicans.

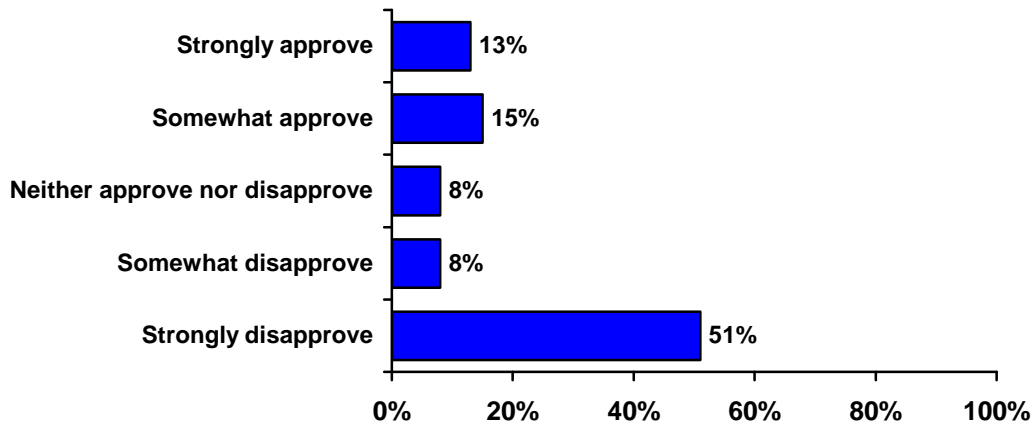


PREPARED ESPECIALLY FOR REPRESENTATIVE DON YOUNG
ALASKANS' GOVERNMENT SATISFACTION: A 2009 AARP Survey

Opinion About Health Care Reform

- Six in ten Alaskans disapprove of the current health care reform legislation being considered in Congress.

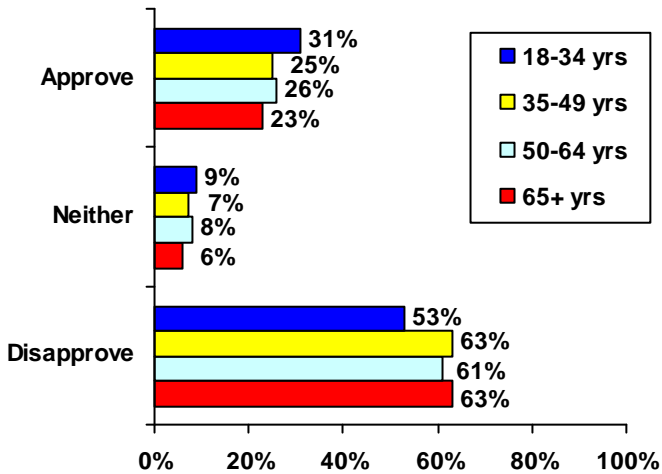
Health Care Reform Legislation Approval
N = 800



There are no significant age differences among Alaskans regarding approval or disapproval of Congressional health care reform legislation.

Alaska Democrats are significantly more likely to approve of current Congressional health care reform legislation than Republicans, Independents, or Others. Republicans are significantly more likely to disapprove of current Congressional health care reform legislation than Democrats, Independents, or Others.

Health Care Reform Approval by Age
(n=800)



Health Care Reform Approval by Party
(n=800)

