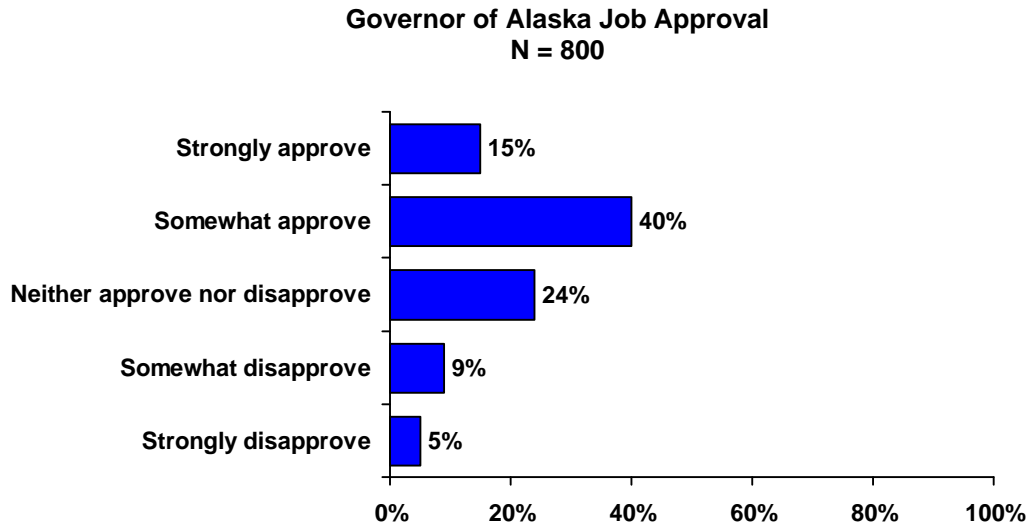


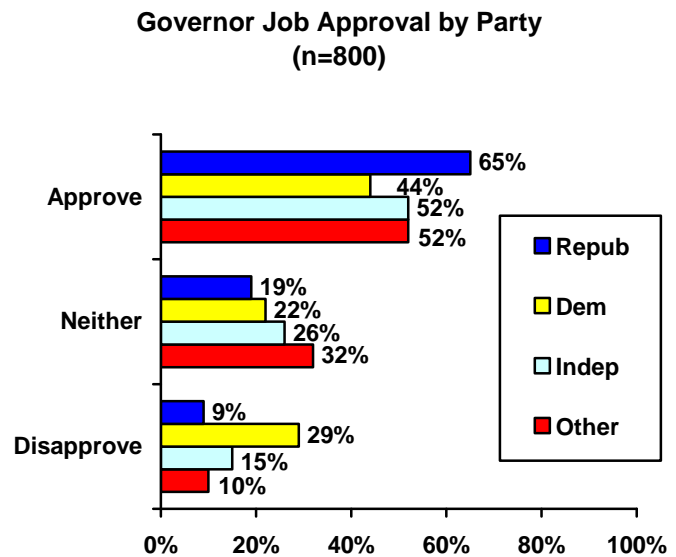
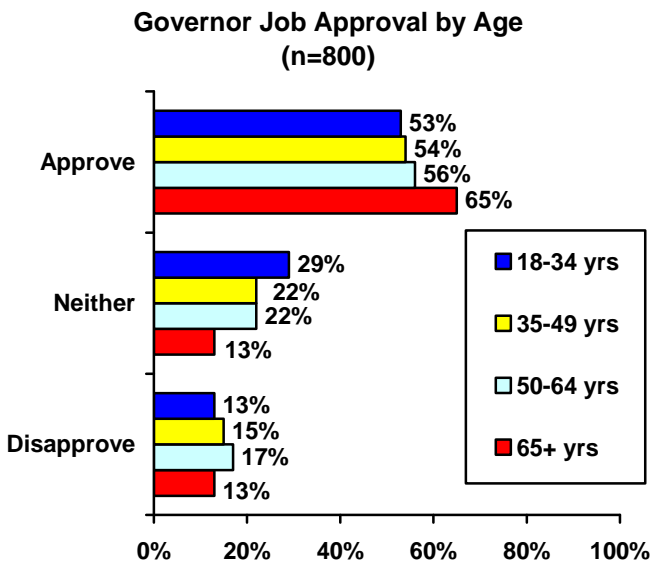
**Opinion About the Governor of Alaska**

➤ Fifty-five percent of Alaskans approve of the job the Governor is doing.



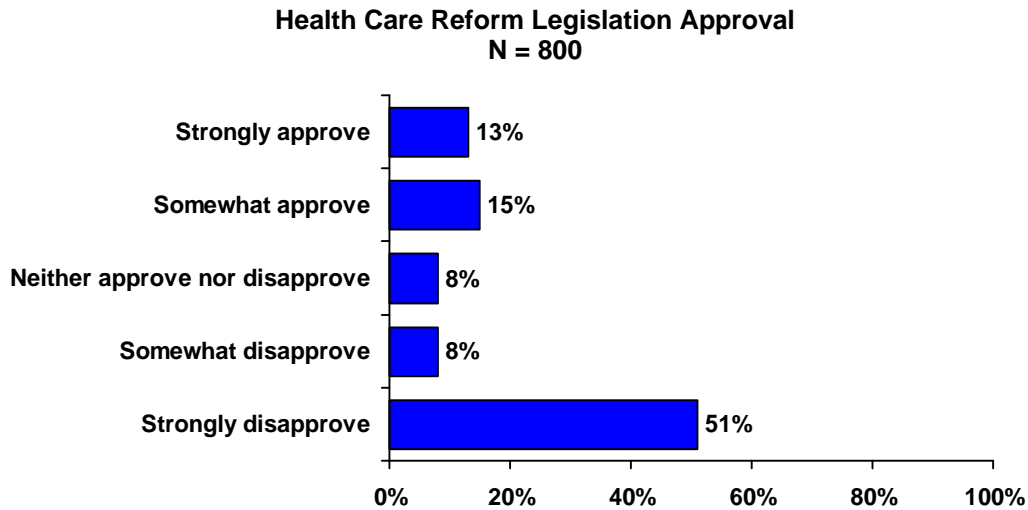
Alaskans age 65 and older are significantly more likely to approve of the job the Governor is doing than those younger than 65. Alaskans younger than 65 are significantly more likely to neither approve nor disapprove of the job the Governor is doing than those 65 and older.

Alaska Republicans are significantly more likely to approve of the job the Governor is doing than Democrats or Independents. Democrats are significantly more likely to disapprove of the job the Governor is doing than Republicans, Independents, or Others.



**Opinion About Health Care Reform**

- Six in ten Alaskans disapprove of the current health care reform legislation being considered in Congress.



There are no significant age differences among Alaskans regarding approval or disapproval of Congressional health care reform legislation.

Alaska Democrats are significantly more likely to approve of current Congressional health care reform legislation than Republicans, Independents, or Others. Republicans are significantly more likely to disapprove of current Congressional health care reform legislation than Democrats, Independents, or Others.

