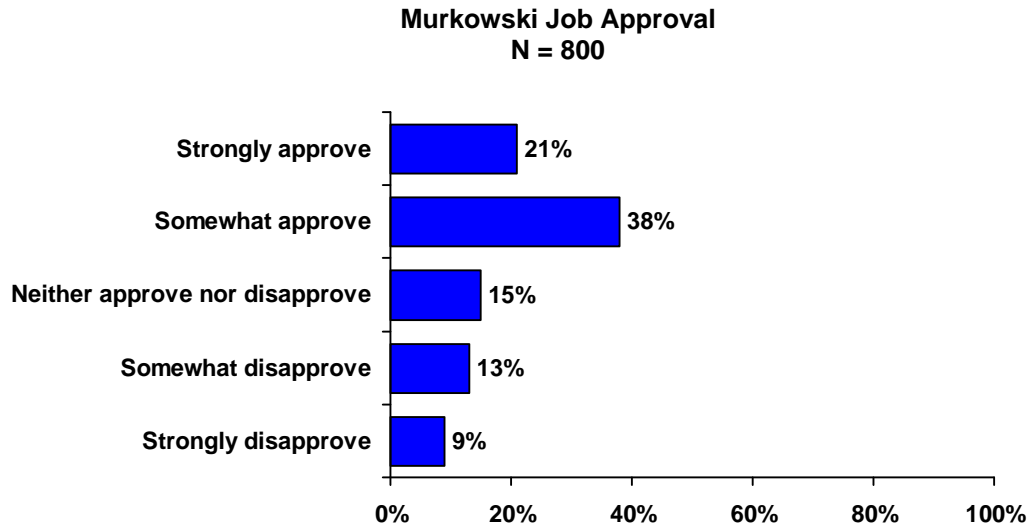


PREPARED ESPECIALLY FOR SENATOR LISA MURKOWSKI
ALASKANS' GOVERNMENT SATISFACTION: A 2009 AARP Survey

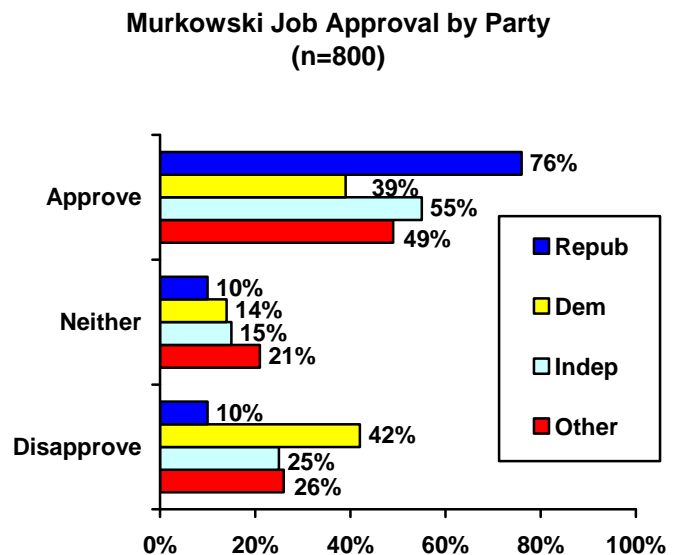
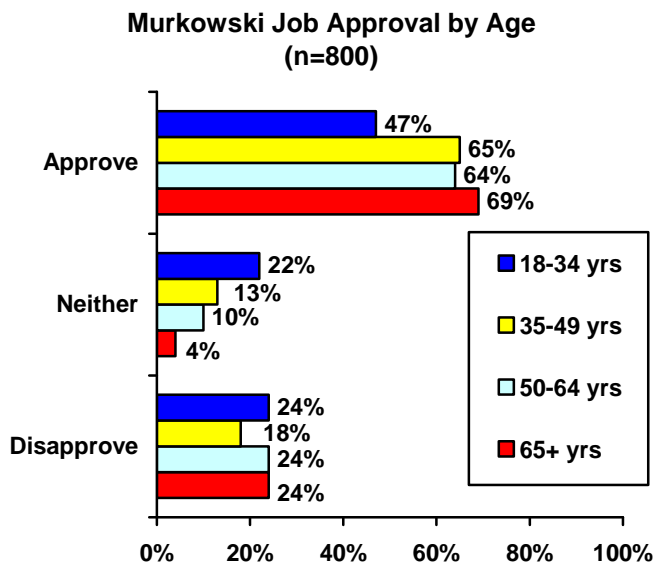
Opinion About Senator Lisa Murkowski

➤ **Fifty-nine percent of Alaskans approve of the job Senator Lisa Murkowski is doing.**



Alaskans age 35 and older are significantly more likely to approve of the job Sen. Murkowski is doing than those 18-34. Alaskans younger than 65 are significantly more likely to neither approve nor disapprove of the job Sen. Murkowski is doing than those 65 and older.

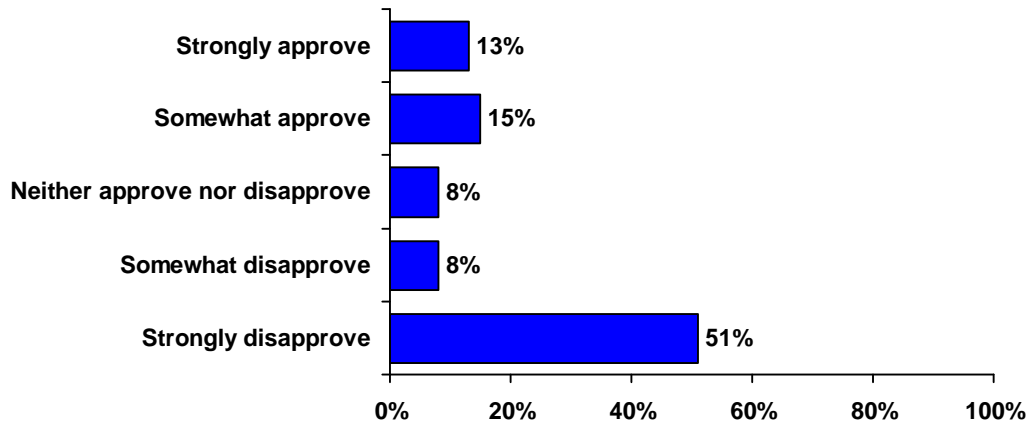
Alaska Republicans and Independents are significantly more likely to approve of the job Sen. Murkowski is doing than Democrats or Others. Democrats, Independents, and Others are significantly more likely to disapprove of the job Sen. Murkowski is doing than Republicans.



Opinion About Health Care Reform

- Six in ten Alaskans disapprove of the current health care reform legislation being considered in Congress.

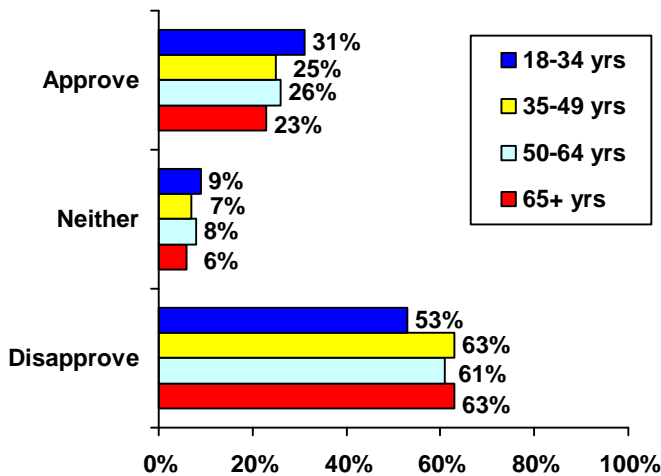
Health Care Reform Legislation Approval
N = 800



There are no significant age differences among Alaskans regarding approval or disapproval of Congressional health care reform legislation.

Alaska Democrats are significantly more likely to approve of current Congressional health care reform legislation than Republicans, Independents, or Others. Republicans are significantly more likely to disapprove of current Congressional health care reform legislation than Democrats, Independents, or Others.

Health Care Reform Approval by Age
(n=800)



Health Care Reform Approval by Party
(n=800)

