

A solid green rectangular bar is positioned in the top left corner of the page. A small yellow square is located at the bottom right corner of this green bar. A thin grey line extends horizontally from the right side of the yellow square.

# **Legislative Issues in Maryland: A Survey of Self-Identified Registered Voters Age 50 Plus**

A thin grey line extends vertically from the bottom right corner of the page, passing through a small yellow square. A thin grey line also extends horizontally from the left side of the page, passing through the yellow square. The text "October 2006" is positioned to the left of the yellow square.

October 2006



# **Legislative Issues in Maryland: A Survey of Self-Identified Registered Voters Age 50 Plus**

**Data collected by Alan Newman Research, Inc.  
Report Prepared by Erica L. Dinger, J.D.**

**Copyright © 2006  
AARP  
Knowledge Management  
601 E Street NW  
Washington, DC 20049  
[www.aarp.org/research](http://www.aarp.org/research)  
Reprinting with Permission**

AARP is a nonprofit, nonpartisan membership organization that helps people 50+ have independence, choice and control in ways that are beneficial and affordable to them and society as a whole. We produce *AARP The Magazine*, published bimonthly; *AARP Bulletin*, our monthly newspaper; *AARP Segunda Juventud*, our bimonthly magazine in Spanish and English; *NRTA Live & Learn*, our quarterly newsletter for 50+ educators; and our website, [www.aarp.org](http://www.aarp.org). AARP Foundation is our affiliated charity that provides security, protection, and empowerment to older persons in need with support from thousands of volunteers, donors, and sponsors. We have staffed offices in all 50 states, the District of Columbia, Puerto Rico, and the U.S. Virgin Islands.

## **Acknowledgements**

AARP staff from the Maryland State Office, State Affairs, and Knowledge Management contributed to the design of the study. Special thanks go to AARP staff including Joe DeMattos and Darrin Brown, Maryland State Office; Coralette Hannon, Edward Dale, Adam Goldberg, and Clare Hushbeck, State Affairs; and Rachelle Cummins and Cheryl Barnes, Knowledge Management. Alan Newman Research, Inc. prepared the data. For more information, contact Erica Dinger at (202) 434-6176.

## **Background**

This survey was commissioned by AARP Maryland to explore how self-identified registered voters age 50 and older feel about legislative issues in the state. Respondents were asked their views on crime, health care coverage, prescription drugs, and home- and community-based care.

The issues covered in this survey affect all Maryland residents, including AARP members. AARP Maryland is committed to advocating on these important issues to insure that residents receive the care and resources they need to age with dignity.

## **Methodology**

The present report is based on data from a telephone survey of 802 Maryland self-identified registered voters age 50 and over. It was conducted by Alan Newman Research, Inc. for AARP from October 3<sup>rd</sup> through the 16<sup>th</sup>, 2006. The survey has a sampling error of plus or minus 3.5 percent, and the sample was weighted by age and gender to represent the population of Maryland registered voters age 50 plus.<sup>1</sup> The full annotated questionnaire is contained in the appendix of this report. Percents may not add to 100 percent due to rounding.

---

<sup>1</sup> The cooperation rate for this study is 15.33% and the response rate is 12.95%. Both are calculated using the formulas for COOP3 and RR3 as issued by the American Association of Public Opinion Research.

## Highlights

### Crime

- Almost nine in ten (89%) respondents say that it is extremely or very important that the State of Maryland work on making communities safer by reducing crime.
- More than two-thirds (67%) of respondents say they would be more likely to vote for a candidate who supported initiatives to reduce crime.

### Economic Security

- More than eight in ten (83%) respondents say their energy costs have increased over the past three years.
- Almost three-fourths (74%) say it is extremely or very important for the State of Maryland to regulate energy costs and production so that dramatic price increases do not occur.
- Three-fourths (75%) of respondents strongly or somewhat support a state retirement savings plan.

### Health and Supportive Services

- Seven in ten (70%) respondents say that it is extremely or very important that the State of Maryland expand health care coverage for the uninsured.
- Over six in ten (63%) say that they would be more likely to vote for a candidate who supported initiatives to expand health care coverage for the uninsured, while over two-thirds (67%) say it is extremely or very important for the candidate to have a specific plan to expand coverage.
- Eight in ten (82%) respondents say that it is extremely or very important that the State of Maryland develop a plan to make prescription drugs more affordable; more than seven in ten (73%) would be more likely to vote for a candidate who supported such a plan.
- Nearly eight in ten (79%) respondents say that it is extremely or very important that the State of Maryland develop a plan to make health care affordable and accessible to all Maryland residents, and more than seven in ten (72%) say they are more likely to vote for a candidate who supported such a plan.
- Over seven in ten (73%) respondents say it is extremely or very important that the State of Maryland increase funding to home- and community-based services to help people stay in their own homes and communities as they age.
- Two-thirds (66%) of respondents say they are more likely to vote for a candidate who supported additional funding for home- and community-based services.

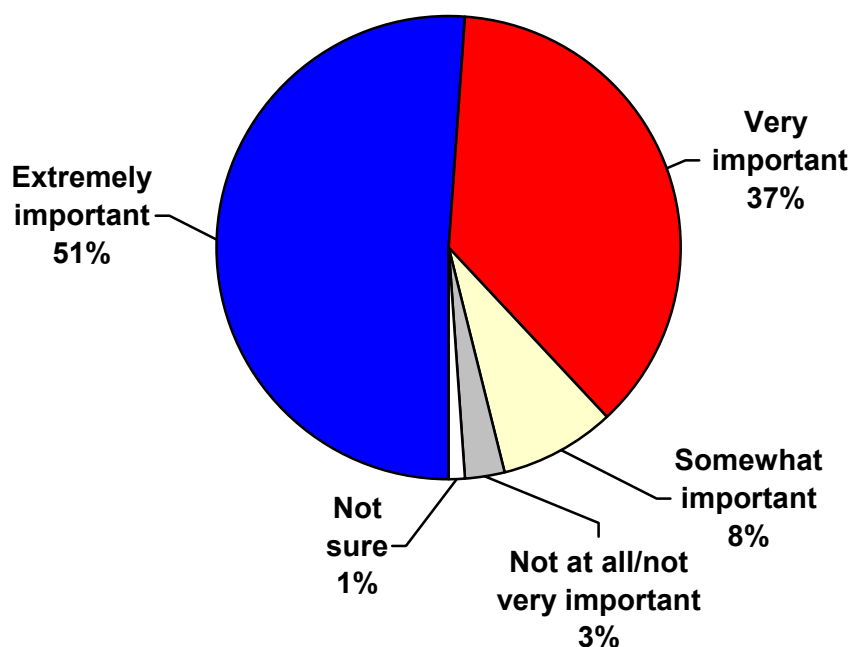
## Findings

### Crime

**Almost nine in ten respondents say it is important for the State of Maryland to work on making communities safer by reducing crime.**

Almost nine in ten (89%) self-identified registered voters age 50 and over say it is extremely or very important for the State of Maryland to work on making communities safer by reducing crime. Female respondents are more likely than male respondents to say reducing crime is extremely or very important.

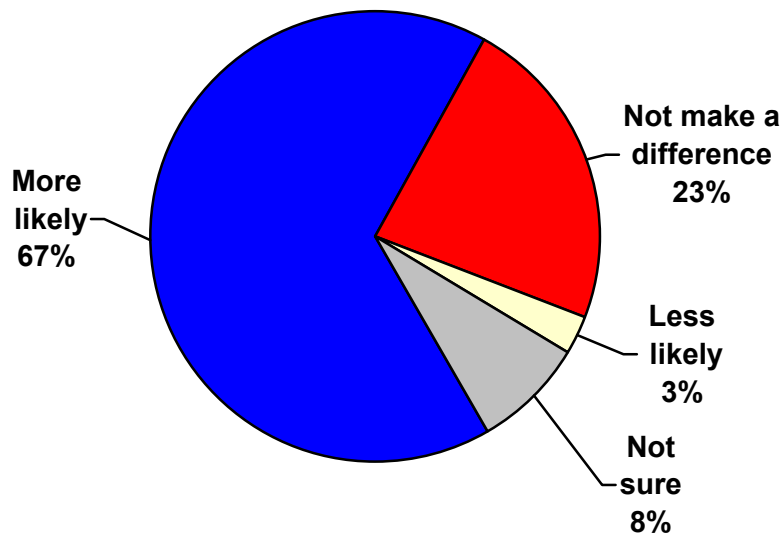
**Importance of Making Communities Safer by Reducing Crime  
(Weighted N=802)**



**Two-thirds of respondents say they would be more likely to vote for a candidate who supported initiatives to reduce crime.**

Two-thirds of respondents say they would be more likely to vote for a candidate who supported initiatives to reduce crime, while about a quarter say it would not make a difference in their voting behavior.

**Likelihood of Voting for a Candidate who Supported Initiative to Reduce Crime  
(Weighted N=802)**



**About half of respondents say that state officials are doing a fair job of dealing with crime in Maryland.**

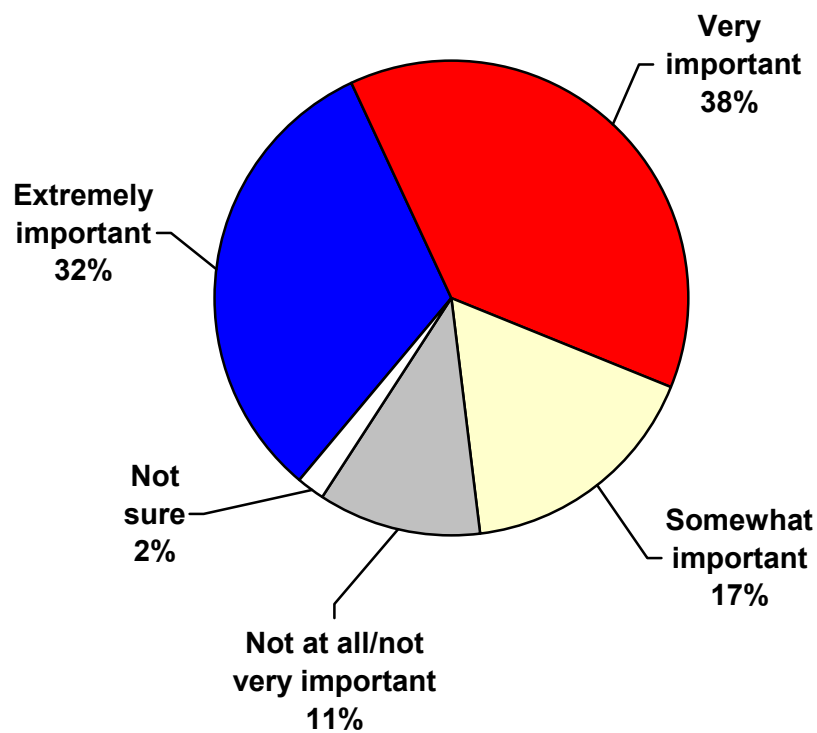
About half (51%) of those who responded say that state officials are doing a fair job of dealing with crime in Maryland. Twenty-two percent say that state officials are doing a good job, while the same percent (22%) say that officials are not doing a good job. Five percent are unsure.

## Health and Supportive Services

### **Seven in ten respondents say it is important for the State of Maryland to expand health care coverage for the uninsured.**

Seven in ten (70%) respondents say it is extremely or very important for the State of Maryland to expand health care coverage for the uninsured. Female respondents are more likely than male respondents to say that health care coverage for the uninsured is extremely or very important.

**Importance of Expanding Health Care Coverage for the Uninsured  
(Weighted N=802)**



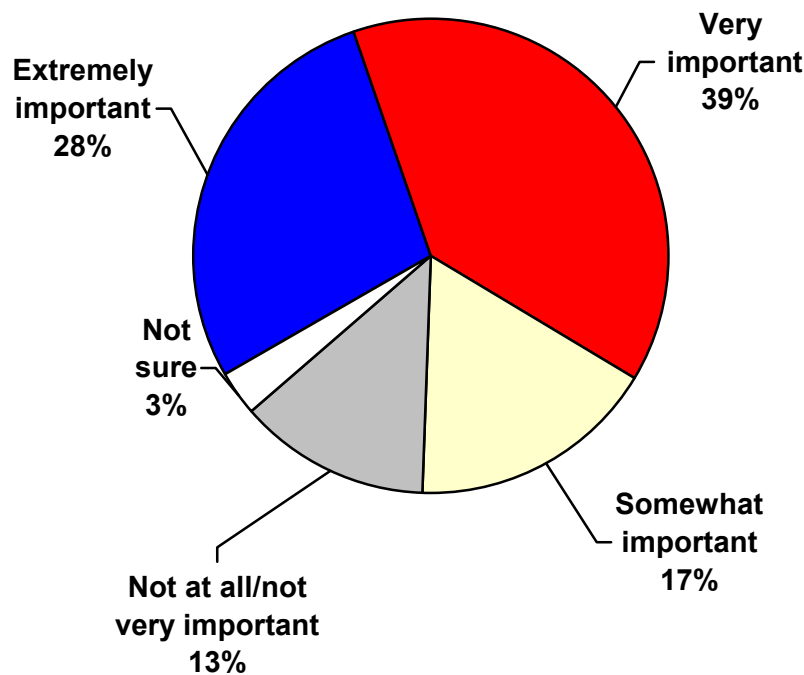


**Over six in ten respondents say they would be more likely to vote for a candidate who supported expanding health coverage, but two-thirds say it is important for the candidate to have a specific plan.**

More than six in ten (63%) respondents say they would be more likely to vote for a candidate for office who supported initiatives to expand health care coverage for the uninsured. About a quarter (24%) say it would not make a difference in their voting behavior, while nine percent are less likely to vote for such a candidate. Five percent are unsure.

However, two-thirds (67%) say that it is extremely or very important for a candidate for state office to have a specific plan to expand health care coverage for the uninsured.

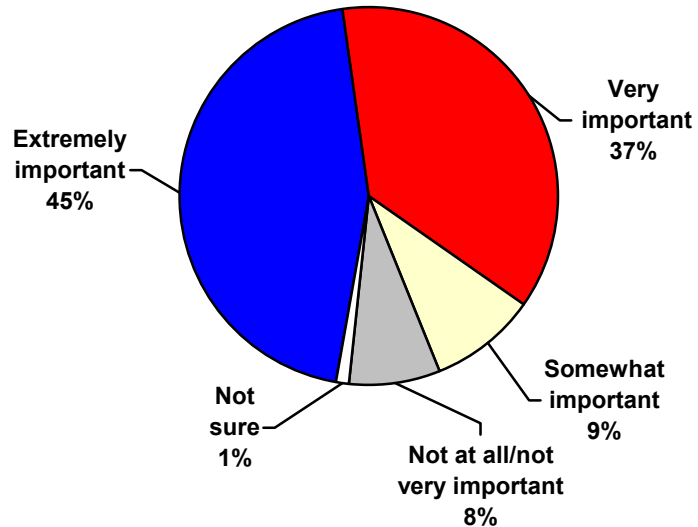
**Importance of Candidate Having a Plan to Expand Health Care Coverage for the Uninsured  
(Weighted N=802)**



## More than eight in ten respondents say it is important for the State of Maryland to develop a plan to make prescription drugs more affordable.

Over eight in ten (82%) respondents say it is extremely or very important for the State of Maryland to develop a plan to make prescription drugs more affordable. Female respondents are more likely than male respondents to say that this is important.

### Importance of Making Prescription Drugs More Affordable (Weighted N=802)

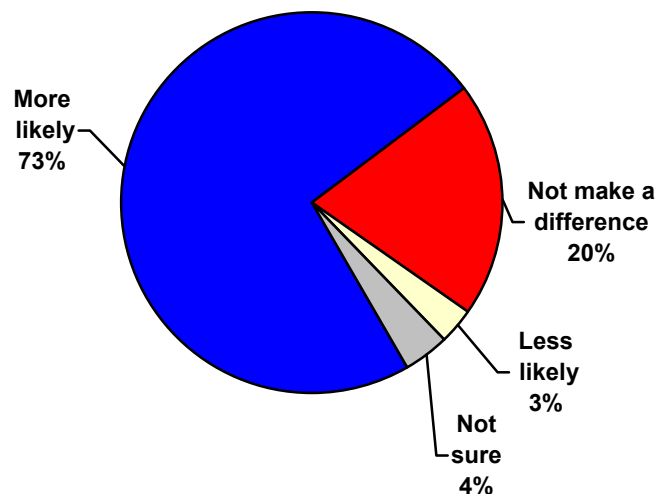


\*Percentages may not add up to 100 due to rounding.

## More than seven in ten respondents say they would be more likely to vote for a candidate who supported a plan to make prescription drugs more affordable.

More than seven in ten respondents say they would be more likely to vote for a candidate who supported a plan to make prescription drugs more affordable.

### Likelihood of Voting for a Candidate who Supported Making Prescription Drugs More Affordable (Weighted N=802)

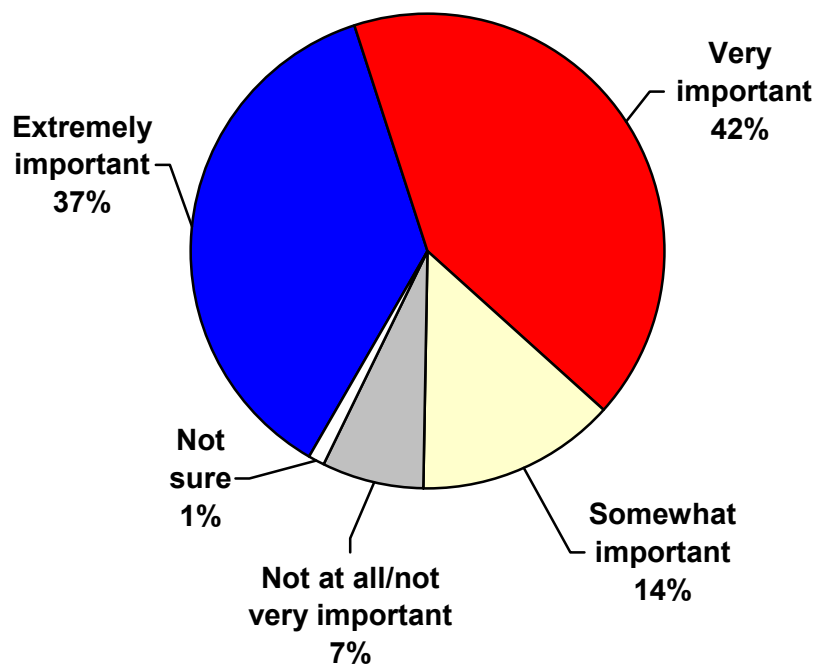


\*Percentages may not add up to 100 due to rounding.

**Almost eight in ten respondents say it is important that the State of Maryland develop a plan to make health care affordable and accessible to all Maryland residents.**

Almost eight in ten (79%) respondents say that it is important for the State of Maryland to develop a plan to make health care affordable and accessible to all Maryland residents. Female respondents are more likely than male respondents to say this is an important issue.

**Importance of Making Health Care Affordable and Accessible to All Residents  
(Weighted N=802)**



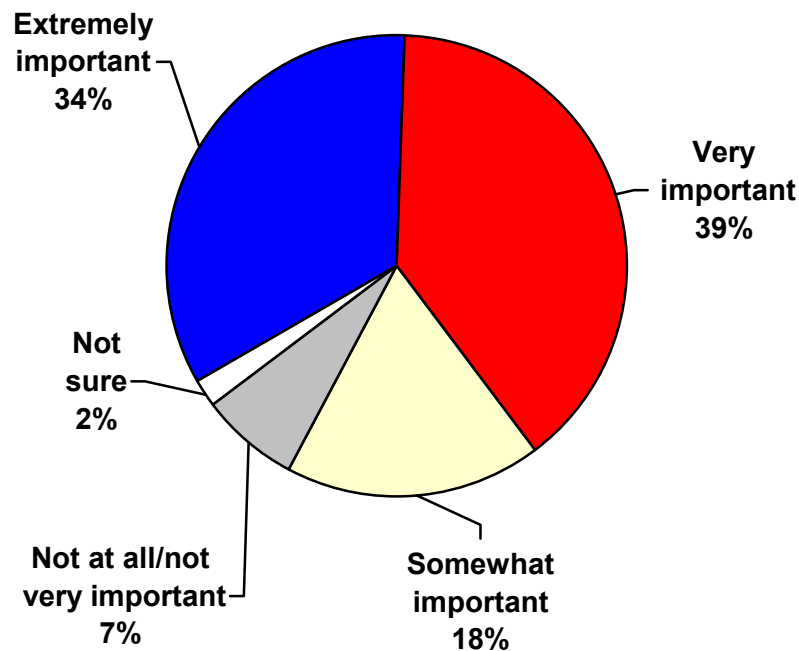
**Over seven in ten respondents say they are more likely to vote for a candidate who supported a plan to make health care affordable and accessible.**

Over seven in ten (72%) respondents say that they would be more likely to vote for a candidate for state office who supported a plan to make health care affordable and accessible to all Maryland residents. Two in ten (20%) say that it would not make a difference to their voting behavior, while five percent would be less likely to vote for such a candidate. Four percent are not sure.

**More than seven in ten respondents say it is important for the State of Maryland to increase funding for home- and community-based services.**

Home- and community-based services allow people to remain in their own homes longer by providing services such as home delivered meals and in-home health care. More than seven in ten (73%) respondents say that it is extremely or very important for the state to increase funding for these types of services. Female respondents are more likely than male respondents to say that this issue is important.

**Importance of Increasing Funding for Home- and Community-Based Services  
(Weighted N=802)**



**Two-thirds of respondents say they would be more likely to vote for a candidate who supported increasing funding for home- and community-based services.**

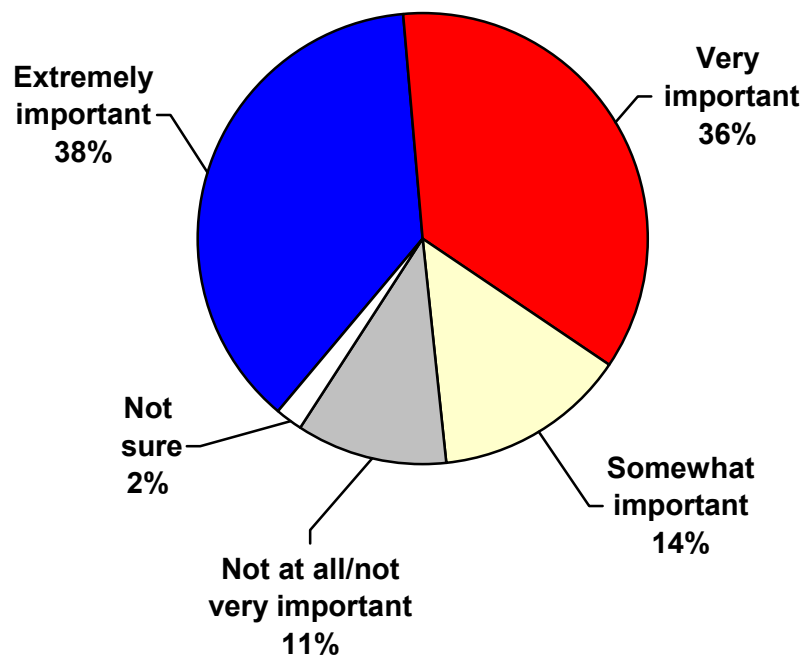
Two-thirds (66%) of respondents say they would be more likely to vote for a candidate who supported increasing funding for home- and community-based services. About a quarter (24%) say it would not make a difference in their voting behavior, and six percent would be less likely to vote for such a candidate. Four percent are not sure how it would affect their voting behavior.

## Economic Security

### **Almost three-fourths of respondents say it is important for the State to regulate energy costs and production.**

More than eight in ten (83%) respondents say that their energy costs have increased over the past three years. Almost three-fourths (74%) say that it is extremely or very important for the State of Maryland to regulate energy costs and production so that dramatic price increases do not occur. Female respondents are more likely than males to say that this is an important issue.

#### **Importance of the State Regulating Energy Costs and Production (Weighted N=802)**



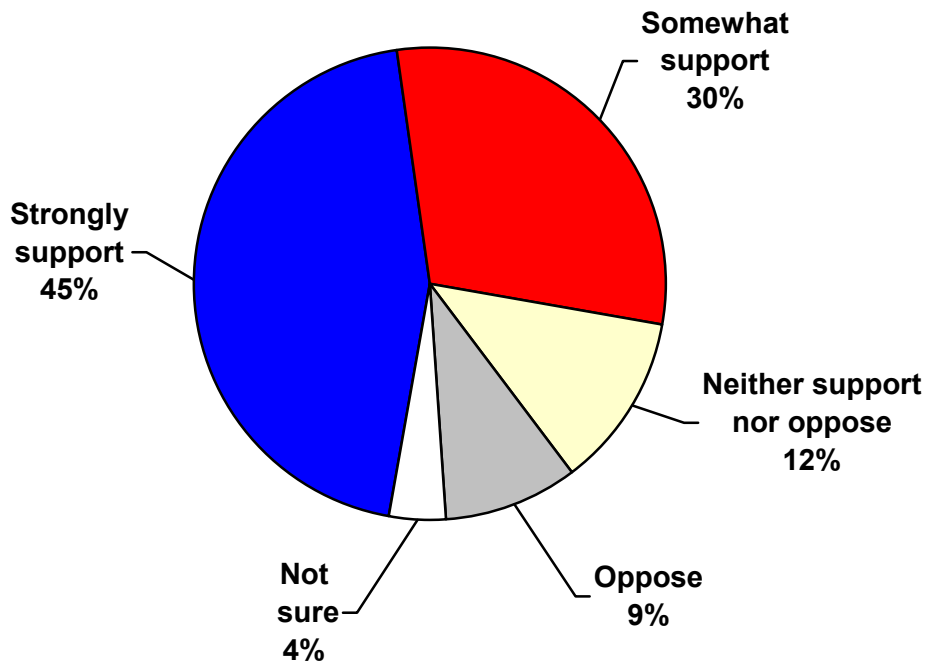
### **Two-thirds of respondents say they would be more likely to vote for a candidate who supported a plan to regulate energy costs and production.**

Two-thirds (67%) of respondents say they would be more likely to vote for a candidate who supported a plan to regulate energy costs and production. Two in ten (20%) say it would not make a difference in their voting behavior, while eight percent would be less likely to vote for such a candidate. Five percent are not sure how this would affect their voting behavior.

## Three-fourths of respondents support a state retirement savings plan.

State retirement savings plans are one idea to help make saving for retirement easier for workers whose employers do not offer a retirement plan, such as a 401(k). Offering such a plan, and enrollment in the plan, would be voluntary for employers and workers, respectively. Payroll deductions would be automatic, and a portion of the amount saved would receive a tax break. Three-fourths (75%) of respondents say they strongly or somewhat support such a plan.

**Support for a State Retirement Savings Plan  
(Weighted N=802)**



## More than eight in ten respondents say it is important that the State protect workers 55 and older from workplace discrimination.

Over eight in ten respondents say that it is extremely (46%) or very (36%) important for the State of Maryland to protect workers 55 and older from workplace discrimination. Female respondents are more likely than male respondents to say this is an important issue. Twelve percent of respondents say this is somewhat important, while six percent say it is not important. About one percent are not sure.

## Respondent Profile

Over six in ten (63%) respondents say they are members of AARP. More than seven in ten (73%) say they always vote, while 13 percent vote most of the time. Nine percent sometimes miss a vote, and four percent say they rarely or never vote.

A quarter (26%) consider themselves to be Republican, while almost half (48%) self-identify as Democrat. Seventeen percent say they are Independent, and three percent say they are something else. About a third say they are conservative (32%), and another third say they are moderate (34%). About two in ten (19%) say they are liberal, and eight percent identify as something else.

## Conclusion

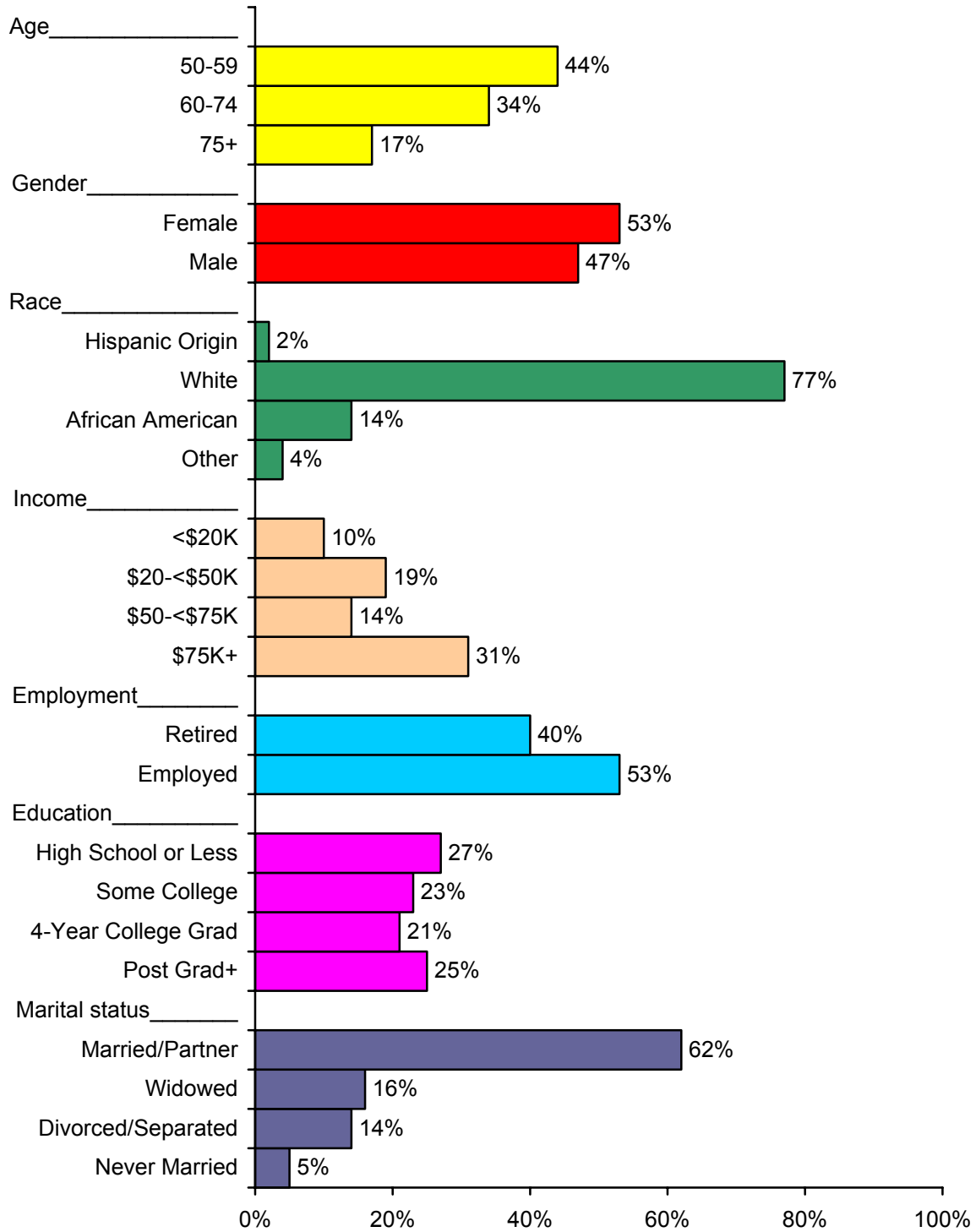
Maryland self-identified registered voters age 50 and over are concerned about a number of crucial issues in Maryland, including crime, health care, and economic issues. Their concern about these issues translates into action. At least six in ten respondents said that they would be more likely to vote for a candidate for office who supported initiatives on these issues.

Nearly all respondents say it is important for the state to work on making communities safer by reducing crime, and more than two-thirds say they would be more likely to vote for a candidate who supported such an initiative.

Access to affordable health care and prescription drugs is also of importance to respondents. At least seven in ten respondents say it is important for the state to expand health care coverage for the uninsured, develop a plan to make prescription drugs more affordable, develop a plan to make health care affordable and accessible to all, and increase funding to home- and community-based services. Moreover, at least six in ten respondents say they are more likely to vote for a candidate who supports initiatives in these areas.

Economic security is another important issue to self-identified registered voters age 50 and over in Maryland. More than eight in ten say their energy costs have increased in the past three years, and three-fourths say it is important for the state to regulate energy costs and production so that dramatic price increases do not occur. In addition, three-fourths of respondents support a state retirement savings plan for workers without access to an employer retirement plan.

## Demographic Profile of Respondents (Weighted N=802)





**APPENDIX A**  
**Annotated Questionnaire**

# MARYLAND ELECTION ISSUES SURVEY

## ***Introduction***

Hello, this is \_\_\_\_\_ from Alan Newman Research, a national opinion research firm calling on behalf of AARP. We are not telemarketers and are not trying to sell you anything. We would like to find out your opinions on important issues in Maryland. [USE IF NECESSARY: “Your views are important and we would greatly appreciate your participation. All of your responses are kept entirely confidential. The survey should take less than 10 minutes of your time.”] In order to make our study representative of the entire State, I need to randomly select someone to speak with. Is there a [RANDOMLY SELECT: “man” OR “woman”] age 50 or older at home right now that I could speak with?

[INTERVIEWERS – USE ANY AND ALL OF THE FOLLOWING AS NECESSARY:

My name is \_\_\_\_\_.

I’m calling from Alan Newman Research, a national opinion research firm located in Richmond, Virginia.

Let me assure you, this is NOT a sales call and you will NOT be asked to buy anything either now or later. We are NOT telemarketers.

All of your responses are kept entirely confidential.

The interview should take less than 10 minutes of your time depending on your answers.

Your views are important and we would greatly appreciate your participation.

We randomly select someone to speak with in order to make our survey more representative of the Maryland population. Because of patterns in how people answer the phone, it is important that we randomly pick someone in each household to interview.

The national do-not-call (DNC) registry gives consumers the right to opt-out of receiving telemarketing calls at home. The registry took effect in October 2003 but does not apply to survey research. The 10th Circuit Court of Appeals in Denver, Colorado, has ruled that the do-not-call list restricts only core commercial speech and that survey research is not included in the do-not-call list regulations either by definition, intent, or interpretation.]

- 1) Person on phone is man/woman 50 or older
- 2) Other person is man/woman 50 or older and is coming to phone
- 3) Man/woman 50 or older is never available
- 4) Man/woman 50 or older is not available right now
- 5) DON’T KNOW / NOT SURE
- 6) REFUSED

S1. RECORD GENDER OF PERSON WHO ANSWERED PHONE:

- 1) Male
- 2) Female

S2. [IF INTRODUCTION = 1, SKIP TO S4; IF INTRODUCTION = 2, SKIP TO S3; IF INTRODUCTION = 6, TERMINATE AS REFUSAL] Then may I speak to a [SELECT OPTION NOT SELECTED IN INTRODUCTION: “man” OR “woman”] age 50 or older who is at home right now?

- 1) Person on phone is man/woman 50 or older →[SKIP TO S4]
- 2) Other person is man/woman 50 or older and is coming to phone →[SKIP TO S3]
- 3) Man/woman 50 or older is never available →[TERMINATE AS SCREENED OUT]
- 4) Man/woman 50 or older is not available right now →[ARRANGE CALLBACK]
- 5) DON'T KNOW / NOT SURE →[TERMINATE AS REFUSAL]
- 6) REFUSED →[TERMINATE AS REFUSAL]

S3. Hello, this is \_\_\_\_\_ from Alan Newman Research, a national opinion research firm calling on behalf of AARP. We are not telemarketers and are not trying to sell you anything. We would like to find out your opinions on legislative issues in Maryland. Your views are important and we would greatly appreciate your participation. All of your responses are kept entirely confidential. In order to make our study representative of the entire State, I need to speak with a [SELECT APPROPRIATE REFERENCE BASED ON SKIP PATTERN: “man” OR “woman”] who is at home right now and is at least 50 years old. Are you [SELECT APPROPRIATE REFERENCE BASED ON SKIP PATTERN: “him” OR “her”]?

- 1) Person on phone is man/woman 50 or older →[SKIP TO S5]
- 2) Other person is man/woman 50 or older and is coming to phone →[SKIP TO S3]
- 3) Man/woman 50 or older is never available →[TERMINATE AS SCREENED OUT]
- 4) Man/woman 50 or older is not available right now →[ARRANGE CALLBACK]
- 5) DON'T KNOW / NOT SURE →[TERMINATE AS REFUSAL]
- 6) REFUSED →[TERMINATE AS REFUSAL]

S4. I just need to confirm you are age 50 or older, is that correct?

- 1) Yes, Correct (Respondent is Age 50 or older)
- 2) No, NOT Correct (Respondent is Under 50) →[SKIP TO S6]
- 3) DON'T KNOW / NOT SURE →[TERMINATE AS SCREENED OUT]
- 4) REFUSED →[TERMINATE AS SCREENED OUT]

S5. And are you registered to vote in Maryland?

- 1) Yes →[SKIP TO Q1]
- 2) No
- 3) DON'T KNOW / NOT SURE →[TERMINATE AS SCREENED OUT]
- 4) REFUSED →[TERMINATE AS REFUSED AT SCREENER]

S6. I'm sorry, but tonight we need to speak with people who are age 50 or older and are registered to vote. Is there anyone in your household who is available right now and is age 50 and older and registered to vote?

- 1) Yes , Coming to Phone → [SKIP TO S3]
- 2) Yes, But Need to Call Back →[SCHEDULE CALLBACK]
- 3) No → [TERMINATE AS SCREENED OUT]
- 3) DON'T KNOW / NOT SURE →[TERMINATE AS SCREENED OUT]
- 4) REFUSED →[TERMINATE AS REFUSED AT SCREENER]

**2. How important is it to you that the State of Maryland work on making communities safer by reducing crime? [READ ALL ANSWER CATEGORIES]**

| <u>%</u> |                        |
|----------|------------------------|
| 51       | Extremely important    |
| 37       | Very important         |
| 8        | Somewhat important     |
| 2        | Not very important     |
| 2        | Not at all important   |
| 1        | Not sure [Volunteered] |

**3. If a candidate for state office supported initiatives to reduce crime, would you be more likely to vote for that candidate, less likely to vote for him or her, or would it not make a difference? [READ ALL ANSWER CATEGORIES]**

| <u>%</u> |                             |
|----------|-----------------------------|
| 67       | More likely                 |
| 3        | Less likely                 |
| 23       | Would not make a difference |
| 8        | Not sure [VOLUNTEERED]      |

**4. Currently, do you feel that state officials are doing a good job, a fair job, or not a good job of dealing with crime in Maryland? [READ ALL ANSWER CATEGORIES]**

| <u>%</u> |                        |
|----------|------------------------|
| 22       | Good job               |
| 51       | Fair job               |
| 22       | Not a good job         |
| 5        | Not sure [VOLUNTEERED] |

**Now, I'm going to ask you some questions about health care and prescription drugs and home- and community-based care.**

**5. How important is it to you that the state of Maryland expand health care coverage for the uninsured? [READ ALL ANSWER CATEGORIES]**

| <u>%</u> |                        |
|----------|------------------------|
| 32       | Extremely important    |
| 38       | Very important         |
| 17       | Somewhat important     |
| 5        | Not very important     |
| 5        | Not at all important   |
| 2        | Not sure [Volunteered] |

**6. If a candidate for office supported initiatives to expand health care coverage for the uninsured, would you be more likely to vote for that candidate, less likely to vote for him or her, or would it not make a difference? [READ ALL ANSWER CATEGORIES]**

| <u>%</u> |                             |
|----------|-----------------------------|
| 63       | More likely                 |
| 9        | Less likely                 |
| 24       | Would not make a difference |
| 5        | Not sure [VOLUNTEERED]      |

**7. A candidate for state office may support expanding health care coverage for the uninsured without having a specific plan to do so. How important is it to you that a candidate have a specific plan to expand health care coverage for the uninsured? [READ ALL ANSWER CATEGORIES]**

| <u>%</u> |                        |
|----------|------------------------|
| 28       | Extremely important    |
| 39       | Very important         |
| 17       | Somewhat important     |
| 6        | Not very important     |
| 7        | Not at all important   |
| 3        | Not sure [Volunteered] |

**8. How important is it to you that the state of Maryland develop a plan to make prescription drugs more affordable? [READ ALL ANSWER CATEGORIES]**

| <u>%</u> |                        |
|----------|------------------------|
| 45       | Extremely important    |
| 37       | Very important         |
| 9        | Somewhat important     |
| 4        | Not very important     |
| 4        | Not at all important   |
| 1        | Not sure [Volunteered] |

**9. If a candidate for state office supported a plan to make prescription drugs more affordable, would you be more likely to vote for that candidate, less likely to vote for him or her, or would it not make a difference? [READ ALL ANSWER CATEGORIES]**

| <u>%</u> |                             |
|----------|-----------------------------|
| 73       | More likely                 |
| 3        | Less likely                 |
| 20       | Would not make a difference |
| 4        | Not sure [VOLUNTEERED]      |

**10. How important is it to you that the state of Maryland develop a plan to make health care affordable and accessible to all Maryland residents? [READ ALL ANSWER CATEGORIES]**

| <u>%</u> |                        |
|----------|------------------------|
| 37       | Extremely important    |
| 42       | Very important         |
| 14       | Somewhat important     |
| 3        | Not very important     |
| 4        | Not at all important   |
| 1        | Not sure [Volunteered] |

**11. If a candidate for state office supported a plan to make health care affordable and accessible to all Maryland residents, would you be more likely to vote for that candidate, less likely to vote for him or her, or would it not make a difference? [READ ALL ANSWER CATEGORIES]**

| <u>%</u> |                             |
|----------|-----------------------------|
| 72       | More likely                 |
| 5        | Less likely                 |
| 20       | Would not make a difference |
| 4        | Not sure [VOLUNTEERED]      |

**12. How important is it to you that the state of Maryland increase funding for home and community based services to help people stay in their own homes and communities as they age? [READ ALL ANSWER CATEGORIES]**

| <u>%</u> |                        |
|----------|------------------------|
| 34       | Extremely important    |
| 39       | Very important         |
| 18       | Somewhat important     |
| 4        | Not very important     |
| 3        | Not at all important   |
| 2        | Not sure [Volunteered] |

**13. If a candidate for state office supported increasing funding for home and community based services, would you be more likely to vote for that candidate, less likely to vote for him or her, or would it not make a difference? [READ ALL ANSWER CATEGORIES]**

| <u>%</u> |                             |
|----------|-----------------------------|
| 66       | More likely                 |
| 6        | Less likely                 |
| 24       | Would not make a difference |
| 4        | Not sure [VOLUNTEERED]      |

**Next, I'd like to ask you some questions about energy costs.**

**14. In the past three years, have your energy costs increased, decreased, or stayed about the same? [READ ALL ANSWER CATEGORIES]**

| <u>%</u> |                        |
|----------|------------------------|
| 83       | Increased              |
| 2        | Decreased              |
| 13       | Stayed about the same  |
| 2        | Not sure [VOLUNTEERED] |

**15. How important is it to you that the state of Maryland regulate energy costs and production so that dramatic price increases do not occur? [READ ALL ANSWER CATEGORIES]**

| <u>%</u> |                        |
|----------|------------------------|
| 38       | Extremely important    |
| 36       | Very important         |
| 14       | Somewhat important     |
| 4        | Not very important     |
| 7        | Not at all important   |
| 2        | Not sure [Volunteered] |

**16. If a candidate for state office supported a plan to regulate energy costs and production, would you be more likely to vote for that candidate, less likely to vote for him or her, or would it not make a difference? [READ ALL ANSWER CATEGORIES]**

| <u>%</u> |                             |
|----------|-----------------------------|
| 67       | More likely                 |
| 8        | Less likely                 |
| 20       | Would not make a difference |
| 5        | Not sure [VOLUNTEERED]      |

Now, I'd like to ask you some questions about work and retirement.

**17. State-sponsored savings plans are one idea to help make saving for retirement easier for workers whose employers do not offer a retirement plans such as a 401(k). Enrollment in such a plan would be entirely voluntary, and the amount saved would receive a tax break. How strongly would you support or oppose Maryland instituting such a savings plan?**

| <u>%</u> |                            |
|----------|----------------------------|
| 45       | Strongly support           |
| 30       | Somewhat support           |
| 12       | Neither support nor oppose |
| 5        | Somewhat oppose            |
| 4        | Strongly oppose            |
| 4        | Not sure [Volunteered]     |

**18. How important is it to you that the state of Maryland protect workers 55 and older from workplace discrimination?**

| <u>%</u> |                        |
|----------|------------------------|
| 46       | Extremely important    |
| 36       | Very important         |
| 12       | Somewhat important     |
| 3        | Not very important     |
| 3        | Not at all important   |
| 1        | Not sure [Volunteered] |

**The following questions are for classification purposes only and will be kept entirely confidential.**



**D1. Record Gender [If not known]**

| <u>%</u> |        |
|----------|--------|
| 47       | Male   |
| 53       | Female |

**D2. What is your age as of your last birthday? \_\_\_\_\_**

| <u>%</u> |         |
|----------|---------|
| 44       | 50-59   |
| 26       | 60-69   |
| 25       | 70+     |
| 5        | Refused |

**D3. What is your current marital status?**

| <u>%</u> |                                  |
|----------|----------------------------------|
| 60       | Married                          |
| 2        | Not married, living with partner |
| 16       | Widowed                          |
| 12       | Divorced                         |
| 2        | Separated                        |
| 5        | Never married                    |
| 2        | Refused                          |

**D4. Are you [or your spouse IF MARRIED ON D3] a member of A-A-R-P?**

| <u>%</u> |            |
|----------|------------|
| 64       | Yes        |
| 34       | No         |
| 1        | Don't know |
| 1        | Refused    |

**D5. Thinking about your state elections for Maryland Governor and Legislators in the last ten years, how often would you say you vote?**

| <u>%</u> |                    |
|----------|--------------------|
| 73       | Always             |
| 13       | Most of the time   |
| 9        | Sometimes miss one |
| 2        | Rarely             |
| 2        | Never              |
| 2        | Not sure           |

**D6. Do you consider yourself to be a Democrat, Independent, Republican, or something else?**

| <u>%</u> |                |
|----------|----------------|
| 26       | Republican     |
| 48       | Democrat       |
| 17       | Independent    |
| 3        | Something else |
| 1        | Don't know     |
| 5        | Refused        |

**D7. Do you consider yourself to be a conservative, liberal, moderate, or something else?**

| <u>%</u> |                |
|----------|----------------|
| 32       | Conservative   |
| 19       | Liberal        |
| 34       | Moderate       |
| 8        | Something else |
| 4        | Don't know     |
| 3        | Refused        |

**D8. What is the highest level of education that you completed?**

| <u>%</u> |  |
|----------|--|
| 7        | 0-12 <sup>th</sup> grade (no diploma)  |
| 20       | High school graduate or equivalent     |
| 9        | Post high school education (no degree) |
| 14       | 2 year college degree                  |
| 21       | 4 year college degree                  |
| 7        | Post-graduate study (no degree)        |
| 18       | Graduate or professional degree        |
| <.5      | Don't know                             |
| 3        | Refused                                |

**D9. Which of the following best describes your employment status?**

| <u>%</u> |                                      |
|----------|--------------------------------------|
| 5        | Self employed part-time              |
| 7        | Self employed full-time              |
| 9        | Employed part-time                   |
| 29       | Employed full-time                   |
| 41       | Retired, not working at all          |
| 3        | Not in labor force for other reasons |
| 2        | Unemployed but looking for work      |
| <.5      | Don't know                           |
| 3        | Refused                              |

**D10. Are you of Hispanic, Spanish, or Latino origin or descent?**

| <u>%</u> |          |
|----------|----------|
| 2        | Yes      |
| 94       | No       |
| 4        | Not Sure |

**D11. What is your race?**

| <u>%</u> |                                     |
|----------|-------------------------------------|
| 77       | White or Caucasian                  |
| 14       | Black or African American           |
| 1        | American Indian or Alaskan Native   |
| 1        | Asian                               |
| 1        | Native Hawaiian or Pacific Islander |
| 2        | Other                               |
| <.5      | Don't know                          |
| 5        | Refused                             |

**D12. For statistical purposes only, please stop me when I get to your household income level, before taxes, for 2005:**

| <u>%</u> |                                |
|----------|--------------------------------|
| 3        | Less than \$10,000             |
| 7        | \$10,000 to less than \$20,000 |
| 11       | \$20,000 to less than \$35,000 |
| 9        | \$35,000 to less than \$50,000 |
| 7        | \$50,000 to less than \$60,000 |
| 7        | \$60,000 to less than \$75,000 |
| 8        | \$75,000 to less than \$90,000 |
| 22       | \$90,000 or more               |
| 27       | Refused                        |

**D13. Please tell me your 5-digit zip code: \_\_\_\_\_**

**AARP**  
**Knowledge Management**  
**For more information contact Erica Dinger at (202) 434-6176.**