

**Common Ground for
the Future: The Opinions
of AARP Members
in Arkansas on Election
Issues in 2006**

Published August 2006



Common Ground for the Future: The Opinions of AARP Members in Arkansas on Election Issues in 2006

**Data Collected by Woelfel Research, Inc.
Report Prepared by Terri Guengerich**

**Copyright © 2006
AARP
Knowledge Management
601 E Street NW
Washington, DC 20049
<http://www.aarp.org/research/>
Reprinting with Permission**

AARP is a nonprofit, nonpartisan membership organization that helps people 50+ have independence, choice and control in ways that are beneficial and affordable to them and society as a whole. We produce *AARP The Magazine*, published bimonthly; *AARP Bulletin*, our monthly newspaper; *AARP Segunda Juventud*, our bimonthly magazine in Spanish and English; *NRTA Live & Learn*, our quarterly newsletter for 50+ educators; and our website, www.aarp.org. AARP Foundation is an affiliated charity that provides security, protection, and empowerment to older persons in need with support from thousands of volunteers, donors, and sponsors. We have staffed offices in all 50 states, the District of Columbia, Puerto Rico, and the U.S. Virgin Islands.

Acknowledgements

AARP staff from the Arkansas State Office, Government Relations and Advocacy, and Knowledge Management contributed to the design and implementation of this study. Special thanks are extended to Maria Reynolds-Diaz, Mark Johnson, Pat Jones, Sam Sellers, and Mary Liz Knish of the Arkansas State Office; and John Killpack and Nancy George of Government Relations and Advocacy. Thanks also to Knowledge Management staff including Jeff Love, Gene Wright, and Curt Davies of Strategic Issues Research; and Rachelle Cummins, Susan Silberman, Cassandra Burton, and Jennifer Leslie of State Member Research. Thanks are also extended to Michael Schuster, Office of General Counsel, for his legal review of the report. John Woelfel of Woelfel Research, Inc. insured a timely and high quality survey. Curt Davies managed all aspects of the project, and Terri Guengerich wrote the report. For more information, contact Joanne Binette at (202) 434-6303.

Background

Every candidate for elected office in the United States knows that the older population is a powerful voting force. Older Americans are the group most likely to read newspapers, stay apprised of issues, register to vote, and actually turn out on Election Day.

Three in every ten of the 2.6 million people in Arkansas counted in the 2000 Census are 50 years of age and older.¹ In 2002, forty-five percent of Arkansans 18+ voted in the November election.² Nearly nine in ten AARP members say they vote all or most of the time in state elections for Governor or State Legislators.³

AARP members represent a sizable voting segment of more than 36 million members. In Arkansas, there are more than 351,000 AARP members. People 50 years and older have higher voter registration percentages and voter turnout than younger persons, and they are also the segment of the population most likely to turn out for a midterm election.

In June 2006, AARP commissioned a telephone survey of four hundred, randomly selected AARP members in Arkansas as an addition to a larger, national telephone survey of AARP members. This report is based on the responses of Arkansas members and describes their opinions about election issues.

The results of this survey demonstrate AARP members' level of concern about these upcoming election issues.

The survey methodology is described at the end of this report, along with annotated questionnaires of AARP members in Arkansas and AARP members nationally.

AARP is a non-partisan organization. It does not contribute to political campaigns nor does it endorse or oppose any candidates for public office.

¹U.S. Census Bureau, Census 2000 Summary File 1, Matrices P13 and PCT12.

²U.S. Census Bureau, Current Population Survey, November 2002. Internet Release date: July 28, 2004.

³Binette, Joanne (2005). Long-Term Care in Arkansas: A Survey of AARP Members. AARP Knowledge Management.

Highlights

- ▶ Majorities of AARP members in Arkansas across the political parties support the long-term care policy positions AARP considers important in the upcoming November election (see Table 1, below).
- ▶ AARP members in Arkansas overwhelmingly support the State of Arkansas allowing more of their long-term care funds, now used mostly for nursing home care, to be used for long-term care services that help people stay in their homes or communities.
- ▶ AARP members are more likely to vote for a candidate for Governor or the State Legislature that also supports allowing these long-term care funds to be used to help people stay in their homes and communities.
- ▶ Over eight in ten AARP members in Arkansas oppose granting additional legal protections to nursing homes.

Table 1: AARP Members in Arkansas: Support for AARP Long-Term Care Policy Positions

Policy Issues	Total	Republican	Democrat	Independent
AARP members who strongly or somewhat support Arkansas allowing more of their long-term care funds that are now used mostly for nursing home care to be used for long-term care services that help people stay in their own homes or communities	91%	94%	90%	90%
AARP members who are more likely to vote for a candidate for Governor or State Legislature who supports allowing more long-term care funds that are now used mostly for nursing home care to be used for long-term care services that help people stay in their own homes or communities	73%	67%	78%	72%
AARP members who strongly or somewhat oppose granting additional legal protections to nursing homes beyond those in the Civil Justice Reform Act of 2003	84%	91%	80%	87%

Findings

LONG-TERM CARE

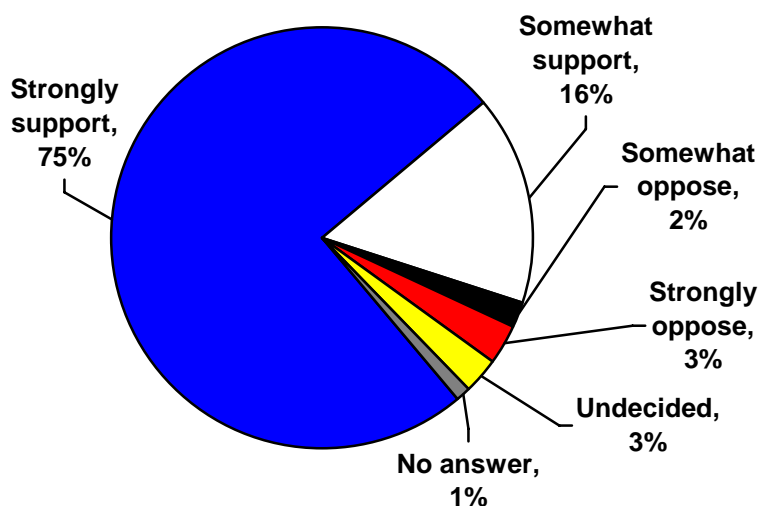
Many residents of Arkansas need help with activities of daily living, such as eating, bathing, and dressing for an extended period of time. Long-term care can be provided at home, or in a community setting, like an assisted-living facility, or in a nursing home.

AARP members overwhelmingly support the State of Arkansas allowing more of their long-term care funds, now used mostly for nursing home care, to be used for long-term care services that help people stay in their homes or communities.

Currently, the State of Arkansas and the federal government play a major role in paying for long-term care for older and poorer residents of Arkansas. About 70 percent of these long-term care funds are directed toward nursing homes.

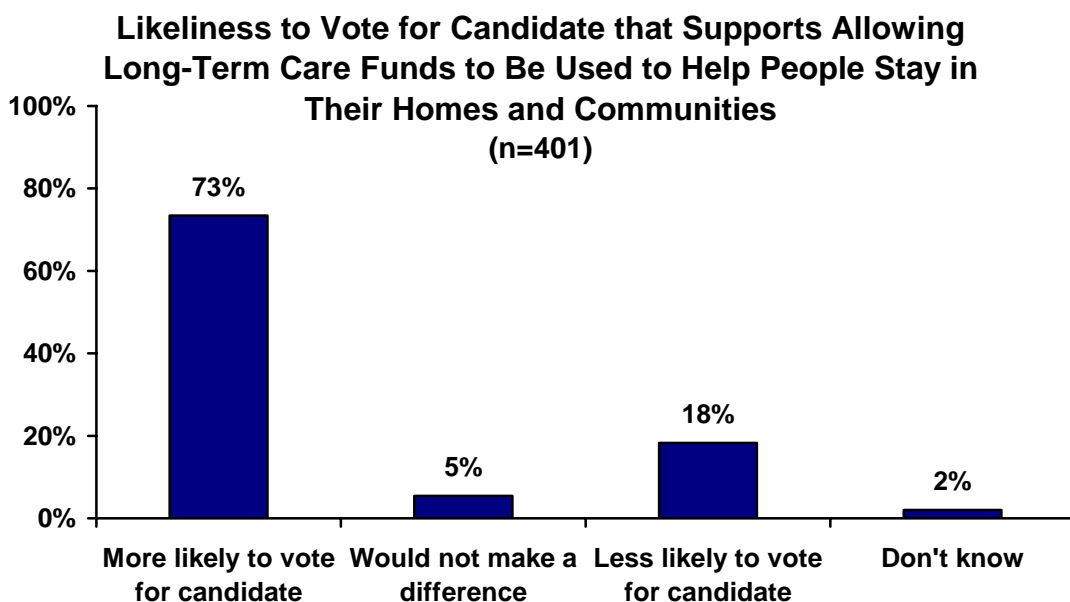
Nine in ten Republicans, Democrats, and Independents also support these long-term care funds to be used to keep people in their homes and communities (Republicans—94%, Democrats—90%, and Independents—90%).

Support for Allowing More Long-Term Care Funds to Be Used to Help People Stay in Their Homes and Communities
(n=401)



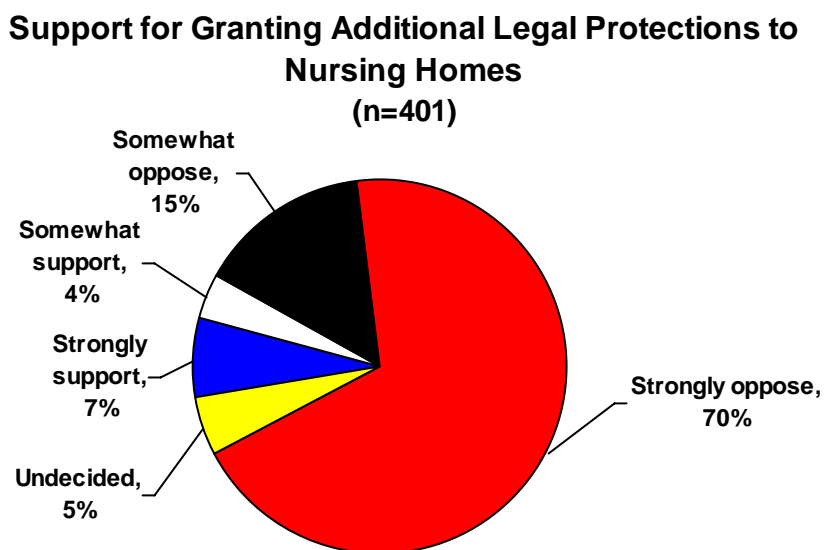
AARP members are more likely to vote for a candidate for Governor or the State Legislature that also supports allowing these long-term care funds to be used to help people stay in their homes and communities.

The majority of Republicans, Democrats, and Independents are all more likely to vote for a candidate that supports allowing nursing home funds to be used for long-term services provided at home or in the community (Republicans—67%, Democrats—78%, and Independents—72%).



Over eight in ten AARP members in Arkansas oppose granting additional legal protections to nursing homes.

In 2003, the Civil Justice Reform Act, sometimes called the “Tort Reform Law” provided individuals and businesses that injure others many protections from liability, including strict limits on punitive damages. Some nursing homes in Arkansas are asking for additional legal protections that would apply only to them and further shield them from liability when they have neglected or abused nursing home residents.



This opposition is shared universally by Republicans, Democrats, and Independents (Republicans—91%, Democrats—80%, and Independents—87%).

AARP members are worried about being able to afford long-term care services and would prefer to receive long-term care services at home or in a home-like setting. In addition, AARP members support giving Medicaid recipients a choice about where they can receive long-term care services.

In July 2005,⁴ AARP surveyed Arkansas members to gather their thoughts and opinions on long-term care issues. AARP members in Arkansas expressed the following opinions.

- Nearly three-quarters of AARP members are worried about being able to afford long-term care services for themselves and their family.
- More than three-quarters of AARP members would prefer to receive long-term care in their own homes or in home-like settings, like an assisted living facility. Only four percent want to go to nursing homes.
- Almost nine in ten AARP members support giving Arkansans a choice about where they can receive long-term care services and allowing their Medicaid benefits to pay for their choices.

⁴ Binette, Joanne (2005). Long-Term Care in Arkansas: A Survey of AARP Members. AARP Knowledge Management.

Conclusion

AARP members in Arkansas have strong opinions about issues facing the upcoming elections in November. In this survey, AARP members in Arkansas have shared their opinions on critical issues.

Currently, about 70 percent of long-term care funds in Arkansas are directed toward nursing homes. AARP members in Arkansas overwhelmingly support the State allowing more of these funds to be used to help people stay in their own homes and communities. AARP members are also more likely to vote for a candidate for Governor that also supports allowing these long-term care funds to be used to help people stay in their homes and communities. Over eight in ten AARP members oppose granting additional legal protections to nursing homes.

AARP members in Arkansas would prefer to receive long-term care in their own homes or in home-like settings, and they are worried about paying for this care. Only four percent say they would prefer to receive long-term care services in a nursing home.

In summary, AARP members in Arkansas across the political parties support the policy positions AARP considers important in the upcoming November election.

Methodology

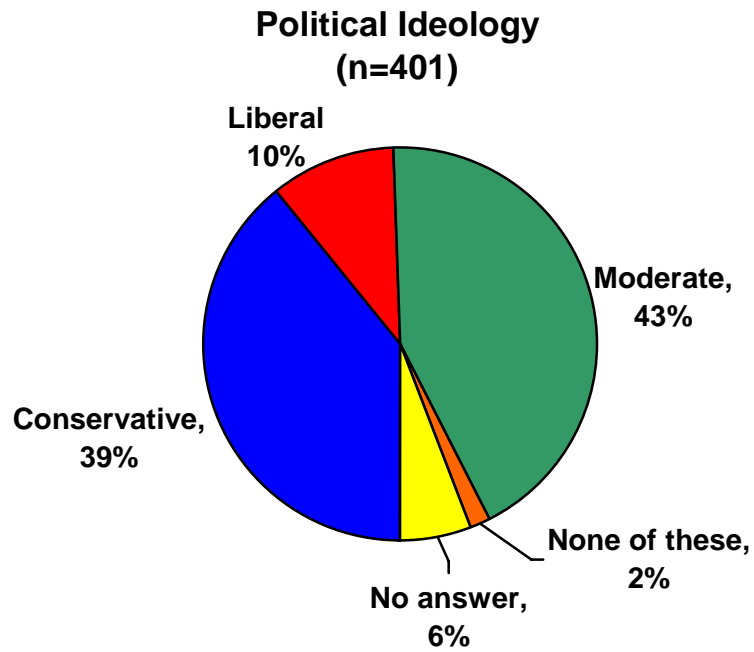
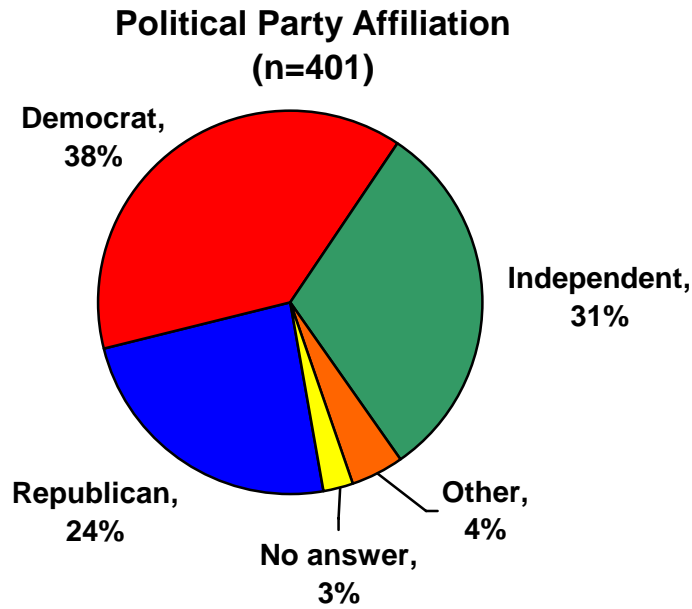
In June 2006, AARP commissioned Woelfel Research, Inc., a national survey research firm, to conduct a list-assisted, telephone survey of 1,000 randomly selected AARP members nationally and 401 randomly selected AARP members in Arkansas. The response rate for the national survey is 15 percent, and has a sampling error of ± 3 percent.⁵ The response rate for the Arkansas survey is 14 percent and has a sampling error of ± 4.9 percent.⁶ In the Arkansas data, survey responses were weighted to reflect the actual distribution of age for the population of AARP members in Arkansas.

For presentation purposes, percentage points have been rounded off to the nearest whole number. As a result, percentages may total slightly higher or lower than 100 percent. For questions that permit multiple responses, percentages may total to more than 100 percent, depending on the number of different responses offered by each respondent.

⁵National sample: The response rate is 15 percent, and the cooperation rate is 88 percent. The response rate is Response Rate 3, the cooperation rate is Cooperation Rate 3 (AAPOR, 2004).

⁶Arkansas sample: The response rate is 14 percent, and the cooperation rate is 86 percent. The response rate is Response Rate 3, and the cooperation rate is Cooperation Rate 3 (AAPOR, 2004).

Demographic Profile of AARP Members in Arkansas



Annotated Questionnaires

2006 ARKANSAS ELECTION SURVEY

Weighted n=401; Response Rate=14%; Sampling Error=±4.9%

Percentages may not add to 100% due to rounding or multiple responses

[ASK TO SPEAK TO NAME ON SAMPLE]

[MAY SPEAK TO SPOUSE IF THEY CONSIDER THEMSELVES A MEMBER OF AARP]

Hello, this is ____ calling from Woelfel Research, Inc., a national opinion research firm. I am calling on behalf of AARP (American Association of Retired Persons). We are not telemarketers and are not trying to sell you anything. We would like to find out your opinions on various topics of interest. Your views are important and we would greatly appreciate your participation. All your responses will be kept entirely confidential. This survey should take 5-10 minutes of your time.

{IF ASKED, "Where did you get my name?" SAY "AARP provided a list of members for us to call."}

1. Do you feel things in this country are going in the right direction today, or do you feel that things have pretty seriously gotten off on the wrong track?

	Base: Total Respondents	401 %
1.	Right direction	17
2.	Wrong track	75
3.	(DO NOT READ) Don't know	7
4.	(DO NOT READ) Refused	1

2. In your opinion, what is the most important problem facing the U.S. today?

Code List

	Base: Total Respondents	401 %
1.	War with Iraq (any mentions about Iraq)	26
2.	Terrorism/Terrorist attacks/Homeland Security	4
3.	National Security/Other foreign affairs issues	1
4.	Health Care	5
5.	Medicare	1
6.	Social Security	2
7.	Immigration	8
8.	Energy prices (electricity, home heating fuel, etc.)	1
9.	Gas prices	4
10.	The Federal Deficit	2
11.	Taxes/Tax Cuts	1
12.	Economy (unspecified)	6
13.	Unemployment/Jobs/Outsourcing	1
14.	Education	2
15.	Environment	<.05
16.	Crime/Drugs	3

	Base: Total Respondents	401 %
17.	Honesty/Corruption in Government/Morality	6
18.	Other domestic issues	1
19.	Other	20
20.	Nothing	<.05
21.	Not sure	5

3. I am going to read you a list of domestic issues that affect people ages 50 and older and for each I would like you to tell me how important that issue in your decision about which U.S. Congressional/Senate candidates to vote for this November. Let's start with (INSERT FIRST ITEM)...would you say it is 'Very Important', "Somewhat Important', 'Not Very Important' or 'Not At All Important' in your decision about which candidates to vote for? (INSERT NEXT ITEM)? (READ LIST, ENTER ONE ONLY, **ROTATE**)

Preventing Social Security funds being used to fund private accounts

	Base: Total Respondents	401 %
1	Very important	80
2	Somewhat important	9
3	Not very important	4
4	Not at all important	3
D	(DO NOT READ) Don't know	4
R	(DO NOT READ) Refused	0

Ensuring a balanced Social Security plan to provide guaranteed benefits for future generations

	Base: Total Respondents	401 %
1	Very important	83
2	Somewhat important	12
3	Not very important	3
4	Not at all important	1
D	(DO NOT READ) Don't know	1
R	(DO NOT READ) Refused	<.05

Making prescription drugs more affordable

	Base: Total Respondents	401 %
1	Very important	78
2	Somewhat important	19
3	Not very important	3
4	Not at all important	<.05
D	(DO NOT READ) Don't know	0
R	(DO NOT READ) Refused	0

Guaranteeing affordable health care coverage for all

	Base: Total Respondents	401 %
1	Very important	71
2	Somewhat important	20
3	Not very important	4
4	Not at all important	1
D	(DO NOT READ) Don't know	3
R	(DO NOT READ) Refused	0

Providing quality long-term care services to all who need them

	Base: Total Respondents	401 %
1	Very important	71
2	Somewhat important	23
3	Not very important	5
4	Not at all important	<.05
D	(DO NOT READ) Don't know	2
R	(DO NOT READ) Refused	0

Ensuring the long-term strength and availability of Medicare

	Base: Total Respondents	401 %
1	Very important	86
2	Somewhat important	12
3	Not very important	1
4	Not at all important	<.05
D	(DO NOT READ) Don't know	1
R	(DO NOT READ) Refused	0

Energy prices (electricity, home heating fuel, etc.)

	Base: Total Respondents	401 %
1	Very important	71
2	Somewhat important	24
3	Not very important	3
4	Not at all important	1
D	(DO NOT READ) Don't know	1
R	(DO NOT READ) Refused	0

Gas prices

	Base: Total Respondents	401 %
1	Very important	72
2	Somewhat important	21
3	Not very important	5
4	Not at all important	1
D	(DO NOT READ) Don't know	1
R	(DO NOT READ) Refused	<.05

The Federal Deficit

	Base: Total Respondents	401 %
1	Very important	70
2	Somewhat important	23
3	Not very important	4
4	Not at all important	1
D	(DO NOT READ) Don't know	2
R	(DO NOT READ) Refused	0

Taxes/Tax Cuts

	Base: Total Respondents	401 %
1	Very important	56
2	Somewhat important	31
3	Not very important	8
4	Not at all important	1
D	(DO NOT READ) Don't know	4
R	(DO NOT READ) Refused	0

Economy/Unemployment/Jobs/Outsourcing

	Base: Total Respondents	401 %
1	Very important	71
2	Somewhat important	25
3	Not very important	2
4	Not at all important	1
D	(DO NOT READ) Don't know	1
R	(DO NOT READ) Refused	<.05

Education

	Base: Total Respondents	401 %
1	Very important	83
2	Somewhat important	15
3	Not very important	1
4	Not at all important	1
D	(DO NOT READ) Don't know	0
R	(DO NOT READ) Refused	<.05

Environment

	Base: Total Respondents	401 %
1	Very important	58
2	Somewhat important	33
3	Not very important	5
4	Not at all important	2
D	(DO NOT READ) Don't know	2
R	(DO NOT READ) Refused	<.05

Crime/Drugs

	Base: Total Respondents	401 %
1	Very important	79
2	Somewhat important	18
3	Not very important	2
4	Not at all important	1
D	(DO NOT READ) Don't know	<.05
R	(DO NOT READ) Refused	<.05

Immigration

	Base: Total Respondents	401 %
1	Very important	62
2	Somewhat important	29
3	Not very important	5
4	Not at all important	2
D	(DO NOT READ) Don't know	3
R	(DO NOT READ) Refused	0

Honesty/Corruption in Government/Morality

	Base: Total Respondents	401 %
1	Very important	90
2	Somewhat important	8
3	Not very important	1
4	Not at all important	1
D	(DO NOT READ) Don't know	1
R	(DO NOT READ) Refused	0

NATIONAL ISSUES

4. Do you support or oppose using Social Security taxes to fund private accounts? Is that strongly or somewhat?

	Base: Total Respondents	401 %
1.	Strongly support	6
2.	Somewhat support	5
3.	Somewhat oppose	10
4.	Strongly oppose	74
5.	Undecided/don't know	5
6.	No answer/refused	<.05

5. Do you support or oppose a Social Security plan to provide guaranteed benefits for future generations by balancing additional contributions from higher income workers with modest reductions in future benefits? Is that strongly or somewhat?

	Base: Total Respondents	401 %
1.	Strongly support	47
2.	Somewhat support	24
3.	Somewhat oppose	10
4.	Strongly oppose	9
5.	Undecided/don't know	11
6.	No answer/refused	<.05

6. Do you support or oppose a shared approach whereby the federal government, employers, and individuals together pay for providing health care coverage for everyone? Is that strongly or somewhat?

	Base: Total Respondents	401 %
1.	Strongly support	42
2.	Somewhat support	29
3.	Somewhat oppose	9
4.	Strongly oppose	10
5.	Undecided/don't know	10
6.	No answer/refused	1

7. Do you support or oppose requiring individuals to purchase health insurance? Is that strongly or somewhat?

	Base: Total Respondents	401 %
1.	Strongly support	26
2.	Somewhat support	24
3.	Somewhat oppose	22
4.	Strongly oppose	20
5.	Undecided/don't know	8
6.	No answer/refused	1

8. Do you support or oppose allowing Medicare to use its bargaining power to negotiate lower prices for prescription drugs? Is that strongly or somewhat?

	Base: Total Respondents	401 %
1.	Strongly support	67
2.	Somewhat support	20
3.	Somewhat oppose	4
4.	Strongly oppose	5
5.	Undecided/don't know	4
6.	No answer/refused	0

9. There have never been limits placed on federal Medicare spending. Proposals have now been made in Congress to limit the amount of money the federal government spends on the Medicare program. Do you support or oppose changing the traditional Medicare program by imposing an annual limit on federal Medicare spending? Is that strongly or somewhat?

	Base: Total Respondents	401 %
1.	Strongly support	10
2.	Somewhat support	11
3.	Somewhat oppose	16
4.	Strongly oppose	50
5.	Undecided/don't know	12
6.	No answer/refused	1

10. Do you support or oppose a shared approach that involves both government and individuals paying for long-term care? Is that strongly or somewhat?

	Base: Total Respondents	401 %
1.	Strongly support	29
2.	Somewhat support	43
3.	Somewhat oppose	11
4.	Strongly oppose	9
5.	Undecided/don't know	8
6.	No answer/refused	<.05

11. Do you support or oppose requiring individuals to purchase long-term care insurance? Is that strongly or somewhat?

	Base: Total Respondents	401 %
1.	Strongly support	15
2.	Somewhat support	20
3.	Somewhat oppose	25
4.	Strongly oppose	34
5.	Undecided/don't know	6
6.	No answer/refused	1

12. Do you support or oppose requiring employers to provide workers with automatic payroll deductions so that they can open personal Individual Retirement Accounts (IRAs)? Is that strongly or somewhat?

	Base: Total Respondents	401 %
1.	Strongly support	38
2.	Somewhat support	24
3.	Somewhat oppose	12
4.	Strongly oppose	18
5.	Undecided/don't know	7
6.	No answer/refused	1

13. If a candidate for Congress or the U.S. Senate supported using Social Security taxes to fund private accounts, would that make you more likely or less likely to vote for that candidate, or wouldn't it make a difference in your vote?

	Base: Total Respondents	401 %
1.	More Likely	7
2.	Would Not Make a Difference	14
3.	Less Likely	75
4.	Don't know	4
5.	Refused	<.05

14. If a candidate for Congress or the U.S. Senate opposed allowing Medicare to use its bargaining power to negotiate lower prices for prescription drugs, would that make you more likely or less likely to vote for that candidate, or wouldn't it make a difference in your vote?

	Base: Total Respondents	401 %
1.	More Likely	34
2.	Would Not Make a Difference	18
3.	Less Likely	43
4.	Don't know	4
5.	Refused	1

15. If a candidate for Congress or the U.S. Senate opposed a shared approach by the federal government, employers, and individuals, to provide health care coverage for everyone, would that make you more likely or less likely to vote for that candidate, or wouldn't it make a difference in your vote?

	Base: Total Respondents	401 %
1.	More Likely	35
2.	Would Not Make a Difference	27
3.	Less Likely	32
4.	Don't know	5
5.	Refused	1

STATE QUESTIONS

- 15a. While most nursing homes in Arkansas provide capable care to their residents, there are some that do not. In 2003, the Civil Justice Reform Act, sometimes called the "Tort Reform Law," provided individuals and businesses that injure others many protections from liability, including strict limits on punitive damages. Some nursing homes are asking for additional legal protections that would apply only to them and further shield them from liability when they have neglected or abused nursing home residents. Do you support or oppose granting additional legal protections to nursing homes beyond those in the Civil Justice Reform Act of 2003?

15 a. (continued) Is that strongly or somewhat?

	Base: Total Respondents	401 %
1.	Strongly support	7
2.	Somewhat support	4
3.	Somewhat oppose	15
4.	Strongly oppose	70
5.	Undecided/don't know	5
6.	No answer/refused	0

15b. Many residents of Arkansas need help with activities of daily living, such as eating, bathing, and dressing for an extended period of time. This long-term care can be provided in their homes, in a community setting, like an assisted-living facility, or in a nursing home. Currently Arkansas and the federal government play a major role in paying for long-term care for Arkansas' older and poorer residents. About 70 percent of these funds are directed toward nursing home care. Do you support or oppose Arkansas allowing more of these funds that are now used *mostly* for nursing home care to *be used* for long-term care services that help people stay in their own homes or communities? Is that strongly or somewhat?

	Base: Total Respondents	401 %
1.	Strongly support	75
2.	Somewhat support	16
3.	Somewhat oppose	2
4.	Strongly oppose	3
5.	Undecided/don't know	3
6.	No answer/refused	1

15c. Are you more or less likely to vote for a candidate for Governor or State Legislature who supports allowing more of these funds that are now used *mostly* for nursing home care to *be used* for long-term care services that help people stay in their own homes or communities or would it not make a difference in your voting behavior? Would you say you would be....

	Base: Total Respondents	401 %
1.	More likely to vote	73
2.	Less likely to vote	5
3.	Would not make a difference	18
4.[DON'T READ]	Don't Know	2
5.[DON'T READ]	Refused	1

16. Generally speaking, do you usually think of yourself as...?
(READ LIST. ENTER ONE ONLY)

Base: Total Respondents		401 %
1.	A Republican	24
2.	A Democrat	38
3.	An Independent	31
4. (DO NOT READ)	Other	4
5. (DO NOT READ)	Don't know	1
6. (DO NOT READ)	Refused	2

(SCRAMBLE CODES 1-3)

17. Generally speaking, would you characterize your political views as being...?
(READ LIST. ENTER ONE ONLY)

Base: Total Respondents		401 %
1.	Conservative	39
2.	Moderate	43
3.	Liberal	10
4. (DO NOT READ)	None of the Above	2
5. (DO NOT READ)	Don't know	5
6. (DO NOT READ)	Refused	1

Demographic questions:

- D1. What is your age as of your last birthday? [RECORD IN YEARS] _____

Base: Total Respondents		401 %
1	50-59	31
2	60-74	44
3	75+	24
4	Refused	1

- D2. What is your marital status? Are you currently....

Base: Total Respondents		401 %
1	Married,	67
2	Divorced,	9
3	Separated,	1
4	Widowed,	22
5	Or have you never been married?	2
6	Living with partner [DO NOT READ]	0
7	Don't know [DO NOT READ]	>.05
8	Refused [DO NOT READ]	0

D3. What is the highest level of education you have completed? [READ LIST]

	Base: Total Respondents	401 %
1	Less than high school	9
2	High school graduate or equivalent	28
3	Some college or technical training beyond high school	31
4	College graduate	16
5	Or, Post-graduate or professional degree	16
6	Don't know [DO NOT READ]	<.05
7	Refused [DO NOT READ]	0

D4. Which of the following best describes your current employment status? Are you currently....

	Base: Total Respondents [READ LIST]	401 %
1	Employed full-time	24
2	Employed part-time	8
3	Retired and not working	56
4	Unemployed and looking for work	1
5	Homemaker	3
6	Disabled	6
7	Student	0
8	Or something else [Specify: _____]	2
9	Don't Know [DO NOT READ]	0
10	Refused [DO NOT READ]	0

D5. Would you say that you always vote in presidential elections, usually vote, sometimes vote, rarely vote, or never vote)

	Base: Total Respondents	401 %
1.	Always	75
2.	Usually	15
3.	Sometimes	6
4.	Rarely	3
5.	Never	2
6.	Refused [DO NOT READ]	<.05

D6. For statistical purposes only, please stop me when I get to the category that includes your household's income before taxes in 2004. Was it... [READ LIST]

	Base: Total Respondents	401 %
1.	Less than \$10,000	4
2.	\$10,000 but less than \$20,000	14
3.	\$20,000 but less than \$30,000	16
4.	\$30,000 but less than \$40,000	13
5.	\$40,000 but less than \$50,000	11
6.	\$50,000 but less than \$75,000	15
7.	\$75,000 but less than \$100,000	6
8.	\$100,000 or more	8
9.	Don't know [DO NOT READ]	3
10.	Refused [DO NOT READ]	12

D7. Are you Spanish, Latino, or Hispanic?

	Base: Total Respondents	401 %
1.	Yes	1
2.	No	99
3.	Don't know	0
4.	Refused	<.05

D8. Which of the following groups best describes your race? [READ LIST]

	Base: Total Respondents	401 %
1.	White	91
2.	Black or African-American	4
3.	Asian	0
4.	Native Hawaiian or Pacific Islander	<.05
5.	American Indian or Alaska Native	2
6.	Other	2
7.	Don't know	0
8.	Refused	1

D9. [RECORD STATE] _____

D10. What is your gender?

	Base: Total Respondents	401 %
1.	Male	45
2.	Female	55

D11. Finally, what is your 5-digit zip code? _____

THANK YOU FOR PARTICIPATING! YOUR OPINION COUNTS!

AARP NATIONAL MEMBER SURVEY ABOUT 2006 ELECTION ISSUES

n=1,000; Response Rate=15%; Sampling Error=±3%
(Percentages may not add to 100% due to rounding or multiple responses)

[ASK TO SPEAK TO NAME ON SAMPLE]

[MAY SPEAK TO SPOUSE IF THEY CONSIDER THEMSELVES A MEMBER OF AARP]

Hello, this is ____ calling from Woelfel Research, Inc., a national opinion research firm. I am calling on behalf of AARP (American Association of Retired Persons). We are not telemarketers and are not trying to sell you anything. We would like to find out your opinions on various topics of interest. Your views are important and we would greatly appreciate your participation. All your responses will be kept entirely confidential. This survey should take 5-10 minutes of your time.

{IF ASKED, "Where did you get my name?" SAY "AARP provided a list of members for us to call."}

- 1. Do you feel things in this country are going in the right direction today, or do you feel that things have pretty seriously gotten off on the wrong track?**

	Base: Total Respondents	1000 %
1.	Right direction	17
2.	Wrong track	73
3.	(DO NOT READ) Don't know	10
4.	(DO NOT READ) Refused	1

- 2. In your opinion, what is the most important problem facing the U.S. today?**

Code List

	Base: Total Respondents	1000 %
1.	War with Iraq (any mentions about Iraq)	28
2.	Terrorism/Terrorist attacks/Homeland Security	6
3.	National Security/Other foreign affairs issues	1
4.	Health Care	10
5.	Medicare	1
6.	Social Security	1
7.	Immigration	7
8.	Energy prices (electricity, home heating fuel, etc.)	1
9.	Gas prices	3
10.	The Federal Deficit	2
11.	Taxes/Tax Cuts	1
12.	Economy (unspecified)	7
13.	Unemployment/Jobs/Outsourcing	2
14.	Education	1
15.	Environment	0
16.	Crime/Drugs	2
17.	Honesty/Corruption in Government/Morality	3

	Base: Total Respondents	1000 %
18.	Other domestic issues	1
19.	Other	20
20.	Nothing	0
21.	Not sure	5

3. I am going to read you a list of domestic issues that affect people ages 50 and older and for each I would like you to tell me how important that issue in your decision about which U.S. Congressional/Senate candidates to vote for this November. Let's start with (INSERT FIRST ITEM)...would you say it is 'Very Important', "Somewhat Important', 'Not Very Important' or 'Not At All Important' in your decision about which candidates to vote for? (INSERT NEXT ITEM)? (READ LIST. ENTER ONE ONLY)

(ROTATE ITEMS)

Preventing Social Security funds being used to fund private accounts

	Base: Total Respondents	1000 %
1	Very important	76
2	Somewhat important	11
3	Not very important	6
4	Not at all important	3
D	(DO NOT READ) Don't know	4
R	(DO NOT READ) Refused	0

Ensuring a balanced Social Security plan to provide guaranteed benefits for future generations

	Base: Total Respondents	1000 %
1	Very important	80
2	Somewhat important	17
3	Not very important	1
4	Not at all important	1
D	(DO NOT READ) Don't know	1
R	(DO NOT READ) Refused	0

Making prescription drugs more affordable

Base: Total Respondents		1000 %
1	Very important	79
2	Somewhat important	17
3	Not very important	3
4	Not at all important	1
D	(DO NOT READ) Don't know	1
R	(DO NOT READ) Refused	0

Guaranteeing affordable health care coverage for all

Base: Total Respondents		1000 %
1	Very important	76
2	Somewhat important	18
3	Not very important	3
4	Not at all important	1
D	(DO NOT READ) Don't know	1
R	(DO NOT READ) Refused	1

Providing quality long-term care services to all who need them

Base: Total Respondents		1000 %
1	Very important	68
2	Somewhat important	24
3	Not very important	5
4	Not at all important	1
D	(DO NOT READ) Don't know	2
R	(DO NOT READ) Refused	0

Ensuring the long-term strength and availability of Medicare

Base: Total Respondents		1000 %
1	Very important	84
2	Somewhat important	13
3	Not very important	1
4	Not at all important	1
D	(DO NOT READ) Don't know	1
R	(DO NOT READ) Refused	0

Energy prices (electricity, home heating fuel, etc.)

Base: Total Respondents		1000 %
1	Very important	68
2	Somewhat important	26
3	Not very important	5
4	Not at all important	1
D	(DO NOT READ) Don't know	1
R	(DO NOT READ) Refused	0

Gas prices

Base: Total Respondents		1000 %
1	Very important	65
2	Somewhat important	27
3	Not very important	5
4	Not at all important	1
D	(DO NOT READ) Don't know	1
R	(DO NOT READ) Refused	0

The Federal Deficit

Base: Total Respondents		1000 %
1	Very important	67
2	Somewhat important	25
3	Not very important	4
4	Not at all important	1
D	(DO NOT READ) Don't know	3
R	(DO NOT READ) Refused	0

Taxes/Tax Cuts

Base: Total Respondents		1000 %
1	Very important	56
2	Somewhat important	33
3	Not very important	8
4	Not at all important	2
D	(DO NOT READ) Don't know	2
R	(DO NOT READ) Refused	0

Economy/Unemployment/Jobs/Outsourcing

Base: Total Respondents		1000 %
1	Very important	72
2	Somewhat important	23
3	Not very important	3
4	Not at all important	1
D	(DO NOT READ) Don't know	1
R	(DO NOT READ) Refused	0

Education

Base: Total Respondents		1000 %
1	Very important	79
2	Somewhat important	17
3	Not very important	3
4	Not at all important	1
D	(DO NOT READ) Don't know	1
R	(DO NOT READ) Refused	0

Environment

Base: Total Respondents		1000 %
1	Very important	59
2	Somewhat important	34
3	Not very important	6
4	Not at all important	1
D	(DO NOT READ) Don't know	1
R	(DO NOT READ) Refused	0

Crime/Drugs

Base: Total Respondents		1000 %
1	Very important	75
2	Somewhat important	20
3	Not very important	3
4	Not at all important	1
D	(DO NOT READ) Don't know	1
R	(DO NOT READ) Refused	0

Immigration

	Base: Total Respondents	1000 %
1	Very important	57
2	Somewhat important	31
3	Not very important	7
4	Not at all important	2
D	(DO NOT READ) Don't know	3
R	(DO NOT READ) Refused	0

Honesty/Corruption in Government/Morality

	Base: Total Respondents	1000 %
1	Very important	89
2	Somewhat important	8
3	Not very important	2
4	Not at all important	1
D	(DO NOT READ) Don't know	1
R	(DO NOT READ) Refused	0

NATIONAL ISSUES

- 4. Do you support or oppose using Social Security taxes to fund private accounts? Is that strongly or somewhat?**

	Base: Total Respondents	1000 %
1.	Strongly support	6
2.	Somewhat support	5
3.	Somewhat oppose	15
4.	Strongly oppose	66
5.	Undecided/don't know	7
6.	No answer/refused	0

- 5. Do you support or oppose a Social Security plan to provide guaranteed benefits for future generations by balancing additional contributions from higher income workers with modest reductions in future benefits? Is that strongly or somewhat?**

	Base: Total Respondents	1000 %
1.	Strongly support	43
2.	Somewhat support	28
3.	Somewhat oppose	9
4.	Strongly oppose	8
5.	Undecided/don't know	11
6.	No answer/refused	1

- 6. Do you support or oppose a shared approach whereby the federal government, employers, and individuals together pay for providing health care coverage for everyone? Is that strongly or somewhat?**

	Base: Total Respondents	1000 %
1.	Strongly support	43
2.	Somewhat support	29
3.	Somewhat oppose	11
4.	Strongly oppose	9
5.	Undecided/don't know	7
6.	No answer/refused	1

- 7. Do you support or oppose requiring individuals to purchase health insurance? Is that strongly or somewhat?**

	Base: Total Respondents	1000 %
1.	Strongly support	26
2.	Somewhat support	28
3.	Somewhat oppose	20
4.	Strongly oppose	18
5.	Undecided/don't know	8
6.	No answer/refused	1

- 8. Do you support or oppose allowing Medicare to use its bargaining power to negotiate lower prices for prescription drugs? Is that strongly or somewhat?**

	Base: Total Respondents	1000 %
1.	Strongly support	73
2.	Somewhat support	17
3.	Somewhat oppose	5
4.	Strongly oppose	3
5.	Undecided/don't know	3
6.	No answer/refused	0

- 9. There have never been limits placed on federal Medicare spending. Proposals have now been made in Congress to limit the amount of money the federal government spends on the Medicare program. Do you support or oppose changing the traditional Medicare program by imposing an annual limit on federal Medicare spending?**

9. *(continued)* Is that strongly or somewhat?

	Base: Total Respondents	1000 %
1.	Strongly support	9
2.	Somewhat support	14
3.	Somewhat oppose	18
4.	Strongly oppose	47
5.	Undecided/don't know	11
6.	No answer/refused	1

10. Do you support or oppose a shared approach that involves both government and individuals paying for long-term care? Is that strongly or somewhat?

	Base: Total Respondents	1000 %
1.	Strongly support	30
2.	Somewhat support	39
3.	Somewhat oppose	10
4.	Strongly oppose	12
5.	Undecided/don't know	9
6.	No answer/refused	0

11. Do you support or oppose requiring individuals to purchase long-term care insurance? Is that strongly or somewhat?

	Base: Total Respondents	1000 %
1.	Strongly support	15
2.	Somewhat support	20
3.	Somewhat oppose	28
4.	Strongly oppose	30
5.	Undecided/don't know	7
6.	No answer/refused	0

12. Do you support or oppose requiring employers to provide workers with automatic payroll deductions so that they can open personal Individual Retirement Accounts (IRAs)? Is that strongly or somewhat?

	Base: Total Respondents	1000 %
1.	Strongly support	41
2.	Somewhat support	26
3.	Somewhat oppose	10
4.	Strongly oppose	15
5.	Undecided/don't know	8
6.	No answer/refused	1

13. If a candidate for Congress or the U.S. Senate supported using Social Security taxes to fund private accounts, would that make you more likely or less likely to vote for that candidate, or wouldn't it make a difference in your vote?

	Base: Total Respondents	1000 %
1.	More Likely	7
2.	Would Not Make a Difference	17
3.	Less Likely	71
4.	Don't know	4
5.	Refused	1

14. If a candidate for Congress or the U.S. Senate opposed allowing Medicare to use its bargaining power to negotiate lower prices for prescription drugs, would that make you more likely or less likely to vote for that candidate, or wouldn't it make a difference in your vote?

	Base: Total Respondents	1000 %
1.	More Likely	33
2.	Would Not Make a Difference	18
3.	Less Likely	45
4.	Don't know	4
5.	Refused	0

15. If a candidate for Congress or the U.S. Senate opposed a shared approach by the federal government, employers, and individuals, to provide health care coverage for everyone, would that make you more likely or less likely to vote for that candidate, or wouldn't it make a difference in your vote?

	Base: Total Respondents	1000 %
1.	More Likely	34
2.	Would Not Make a Difference	25
3.	Less Likely	33
4.	Don't know	7
5.	Refused	1

16. Generally speaking, do you usually think of yourself as...?
(READ LIST. ENTER ONE ONLY)

	Base: Total Respondents	1000 %
1.	A Republican	27
2.	A Democrat	35
3.	An Independent	32
4. (DO NOT READ)	Other	2
5. (DO NOT READ)	Don't know	2
6. (DO NOT READ)	Refused	2

(SCRAMBLE CODES 1-3)

17. Generally speaking, would you characterize your political views as being...?
(READ LIST. ENTER ONE ONLY)

Base: Total Respondents		1000 %
1.	Conservative	37
2.	Moderate	43
3.	Liberal	14
4. (DO NOT READ)	None of the Above	2
5. (DO NOT READ)	Don't know	3
6. (DO NOT READ)	Refused	1

Demographic Questions:

- D1. What is your age as of your last birthday? [RECORD IN YEARS]_____

Base: Total Respondents		1000 %
1.	50-59	25
2.	60-64	16
3.	65+	56
4.	Refused	2

- D2. What is your marital status? Are you currently....

Base: Total Respondents		1000 %
1	Married,	63
2	Divorced,	11
3	Separated,	1
4	Widowed,	20
5	Or have you never been married?	5
6	Living with partner [DO NOT READ]	0
7	Don't know [DO NOT READ]	0
8	Refused [DO NOT READ]	1

- D3. What is the highest level of education you have completed? [READ LIST]

Base: Total Respondents		1000 %
1	Less than high school	6
2	High school graduate or equivalent	31
3	Some college or technical training beyond high school	26
4	College graduate	20
5	Or, Post-graduate or professional degree	17
6	Don't know [DO NOT READ]	0
7	Refused [DO NOT READ]	1

**D4. Which of the following best describes your current employment status?
Are you currently....[READ LIST]**

	Base: Total Respondents	1000 %
1	Employed full-time	23
2	Employed part-time	9
3	Retired and not working	55
4	Unemployed and looking for work	2
5	Homemaker	4
6	Disabled	4
7	Student	0
8	Or something else [Specify: _____]	3
9	Don't Know [DO NOT READ]	0
10	Refused [DO NOT READ]	1

D5. Would you say that you always vote in presidential elections, usually vote, sometimes vote, rarely vote, or never vote)

	Base: Total Respondents	1000 %
1.	Always	81
2.	Usually	10
3.	Sometimes	5
4.	Rarely	2
5.	Never	2
6.	Refused [DO NOT READ]	1

**D6. For statistical purposes only, please stop me when I get to the category
That includes your household's income before taxes in 2004. Was it...**

	Base: Total Respondents [READ LIST]	1000 %
1.	Less than \$10,000	5
2.	\$10,000 but less than \$20,000	10
3.	\$20,000 but less than \$30,000	10
4.	\$30,000 but less than \$40,000	13
5.	\$40,000 but less than \$50,000	9
6.	\$50,000 but less than \$75,000	15
7.	\$75,000 but less than \$100,000	9
8.	\$100,000 or more	9
9.	Don't know [DO NOT READ]	3
10.	Refused [DO NOT READ]	17

D7. Are you Spanish, Latino, or Hispanic?

	Base: Total Respondents	1000 %
1.	Yes	1
2.	No	97
3.	Don't know	0
4.	Refused	2

D8. Which of the following groups best describes your race? [READ LIST]

	Base: Total Respondents	1000 %
1.	White	86
2.	Black or African-American	7
3.	Asian	0
4.	Native Hawaiian or Pacific Islander	0
5.	American Indian or Alaska Native	1
6.	Other	3
7.	Don't know	0
8.	Refused	2

D9. [RECORD STATE]

D10. What is your gender?

Base: Total Respondents	1000 %
1. Male	45
2. Female	55

D11. Finally, what is your 5-digit zip code? _____

THANK YOU FOR PARTICIPATING! YOUR OPINION COUNTS!

AARP
Knowledge Management
For more information contact Joanne Binette at
(202) 434-6303 or email jbinette@aar.org