

# Multicultural Engagement Illinois Fact Sheet



## Multicultural Population and Growth

2011 Total Population	Illinois State	Chicago DMA
<b>Total</b>	12,858,455	9,742,200
<b>African-American/Black</b>	1,878,847	1,690,195
<b>Hispanic/Latino</b>	1,999,681	1,939,707
<b>Asian</b>	560,958	512,769
2011 50+ Population	Illinois State	Chicago DMA
<b>Total</b>	4,015,642	2,917,643
<b>African-American/Black</b>	458,102	430,463
<b>Hispanic/Latino</b>	307,864	306,893
<b>Asian</b>	147,822	140,637

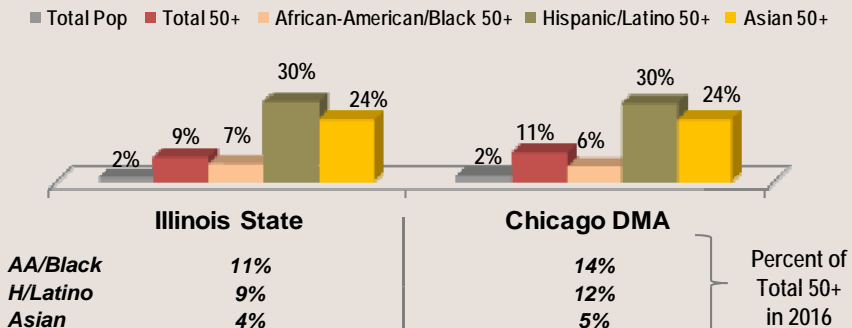
There are nearly 2 million Hispanic/Latino residents (H/L) in Illinois – a number surpassing the size of the African American/Black (AA/B) population.

There are over 500,000 Asians in the state and their 50+ demographic will see notable growth in the coming years, approaching the level of the fastest growing H/L 50+.

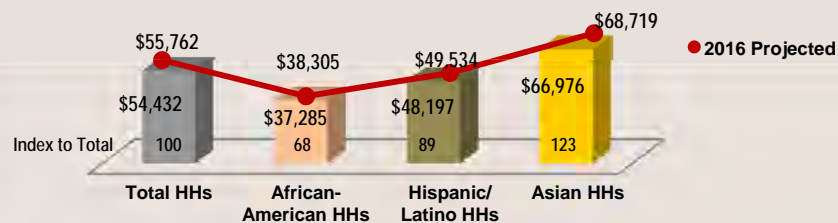
By 2016, multicultural residents together will represent about one-fourth of the 50+ population in Illinois and reach almost one-third in Chicago.

*In the coming decade, the growth rate of the 50+ Latino and Asian segments will outpace the total 'boomer' age demographic.*

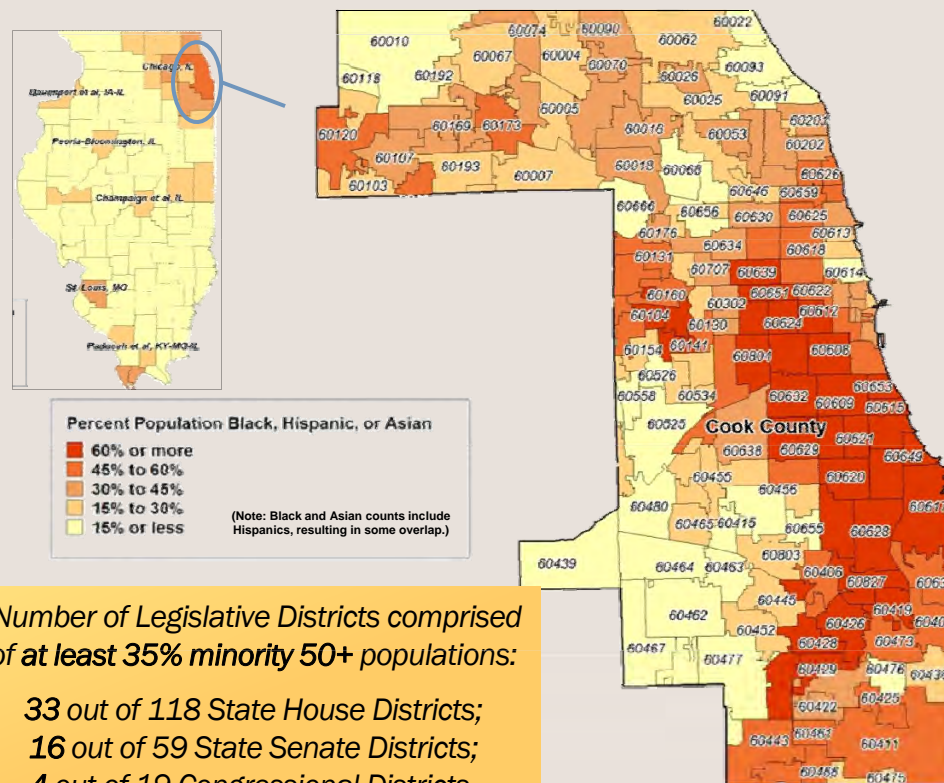
### Projected 50+ Population Growth 2011 to 2016



### 2011 Total Median Household Income – Illinois State



### Zip Code Map of Multicultural Population for Cook County, IL



## Priorities

### Needs Among 50+ Hispanic/Latino Constituents in Illinois<sup>1</sup>

- **Financial Security** – 61% of Hispanics age 50+ in Illinois are “extremely” or “very worried” about public assistance benefits being available if needed.
- **Long Term Care** – A large majority (76%) are in support of allowing “nursing home only” funds to also be used for long term care services that permit aging in place.
- **Healthcare** – Only one-fourth believe they have everything needed for adequate healthcare coverage. More than one-third (37%) have either personally gone without health care coverage in the past 12 months or knows someone who has.
- **Utility Costs** – 45% of 50+ Hispanics in Illinois say paying monthly household utility costs is a “major problem” for them.
- **Food Assistance** – The average number of persons receiving SNAP benefits each month in Illinois has risen by over 40% since 2007.<sup>2</sup> Participation among eligible Hispanics is comparatively lower in part due to lack of awareness and language barriers.

## AARP Presence

AARP Illinois’ presence in our communities reflects the richness of Illinois diversity, enables engagement and channels value for people 50+ where they live.



### **Financial Security**

AARP-IL’s bilingual Tele Town Hall on Financial Security engaged 1400 bilingual individuals in a conversation on budgeting with Anna Cabral, AARP’s Family Finance Ambassador & former U.S. Treasurer.



### **Community Presence**

AARP-IL’s Spanish community conversation series, *Café con Leche*, engages 50+ H/L audiences in education, outreach, advocacy and volunteer projects in a culturally relevant context.



### **Drive to End Hunger**

AARP-IL works with nonprofit organizations like Mujeres Latinas en Acción, Age Options and the Greater Chicago Food Depository (GCFD), to educate and enroll older Hispanic/ Latino residents in SNAP (Supplemental Nutrition Assistance Program). AARP volunteers have been specially trained by the GCFD to visit senior centers that serve predominately Hispanic/Latino neighborhoods throughout the Chicago area.



### **Minority Community Organizing**

As part of the Atlantic Philanthropies Community Organizing Pilot, AARP-IL has partnered with five organizations serving Hispanic/Latino communities. Working together we have lobbied against utility rate increases; won victories around public transit accessibility in Mexican American communities; and formed key educational partnerships in support of multicultural students.



### **Local Discounts**

AARP-IL partners with Latino Arts & Culture organizations to provide discounts to AARP members, including the National Museum of Mexican Art and the Puerto Rican Arts Alliance. In 2012 the program will be extended to the International Latino Cultural Center and the Northeastern Illinois University Performing Arts program.

**“Our community is the place where we can be most effective.”**

—Dr. Ethel Percy Andrus, AARP Founder

# Multicultural Engagement Hispanic/Latino Focus Illinois

## AARP-IL’s 2012 Legislative Priorities

- **Financial Security** (Asset Protection, Retirement Tools, Financial Exploitation of the Elderly, Social Security Offset, Foreclosure)
- **Long Term Care; Home and Community Services**
- **Health Care Reform Implementation**
- **Protect Seniors** (Social Security, Medicare)
- **State Health Care Exchange**
- **Fair & Stable Utility Rates**
- **Hunger & SNAP Enrollment**

<sup>1</sup> Source: Voices of 50+ Hispanic/Latinos in Illinois, AARP, February 2011

<sup>2</sup> Source: U.S. Department of Agriculture, Food and Nutrition Service. SNAP Average Monthly Participation. Data as of January 5, 2012. <http://www.fns.usda.gov/pd/15SNAPpartpp>

For more information, contact:

Bob Gallo, Illinois State Director. [BGallo@aarp.org](mailto:BGallo@aarp.org) (312) 458-3604