

Multicultural Engagement Illinois Fact Sheet



Multicultural Population and Growth

2011 Total Population	Illinois State	Chicago DMA
Total	12,858,455	9,742,200
African-American/Black	1,878,847	1,690,195
Hispanic/Latino	1,999,681	1,939,707
Asian	560,958	512,769
2011 50+ Population	Illinois State	Chicago DMA
Total	4,015,642	2,917,643
African-American/Black	458,102	430,463
Hispanic/Latino	307,864	306,893
Asian	147,822	140,637

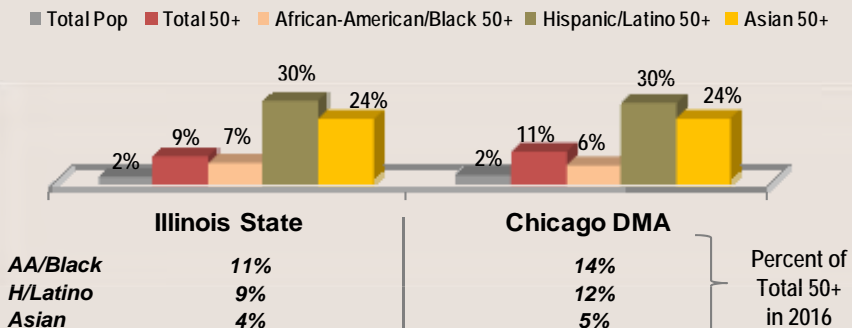
There are nearly 2 million Hispanic/Latino residents (H/L) in Illinois – a number surpassing the size of the African American/Black (AA/B) population.

There are over 500,000 Asians in the state and their 50+ demographic will see notable growth in the coming years, approaching the level of the fastest growing H/L 50+.

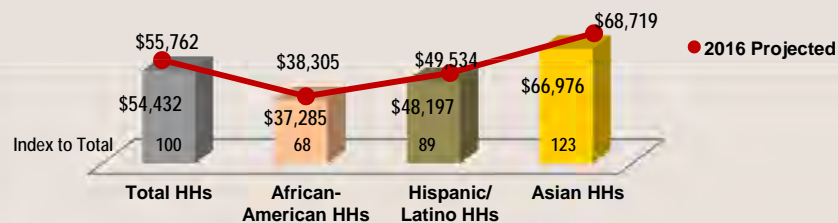
By 2016, multicultural residents together will represent about one-fourth of the 50+ population in Illinois and reach almost one-third in Chicago.

In the coming decade, the growth rate of the 50+ Latino and Asian segments will outpace the total 'boomer' age demographic.

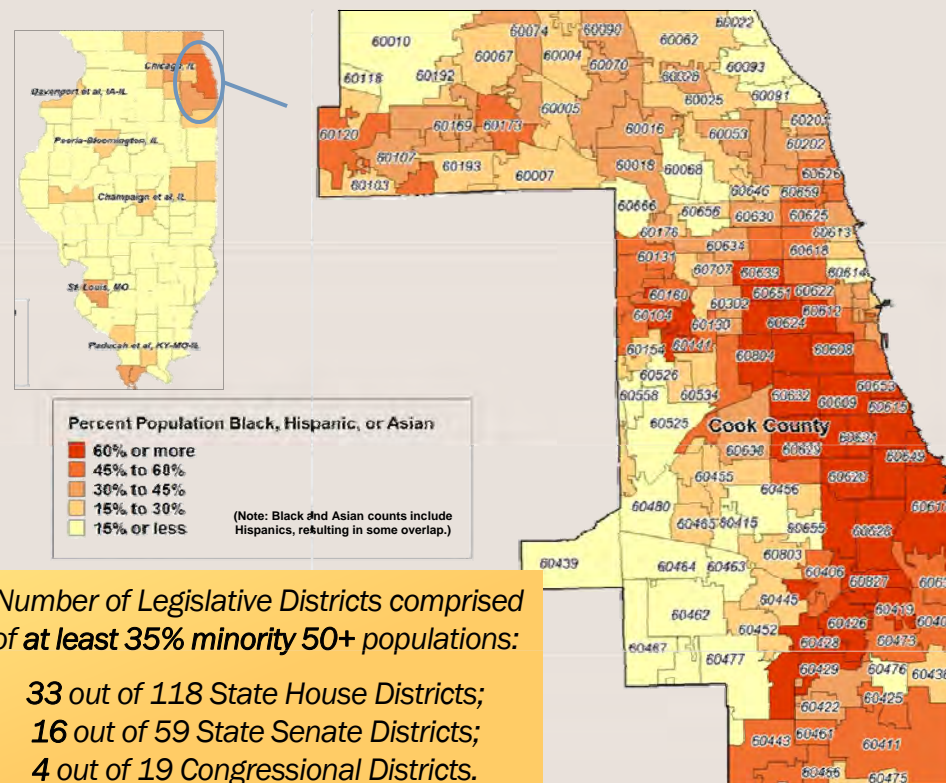
Projected 50+ Population Growth 2011 to 2016



2011 Total Median Household Income – Illinois State



Zip Code Map of Multicultural Population for Cook County, IL



Number of Legislative Districts comprised of at least 35% minority 50+ populations:

- 33 out of 118 State House Districts;
- 16 out of 59 State Senate Districts;
- 4 out of 19 Congressional Districts.

Source: Claritas, Inc., 2011. Prepared by AARP Research & Strategic Analysis.

Priorities

Needs Among 50+ African American/Black Constituents in Illinois ¹

- **Financial Security** – 34% of African-Americans age 50+ in Illinois are “extremely” or “very worried” about public assistance benefits being available if needed.
- **Long Term Care** – A large majority (82%) are in support of allowing “nursing home only” funds to also be used for long term care services that permit aging in place.
- **Healthcare** – Only one-fifth believe they have everything needed for adequate healthcare coverage. Nearly half (47%) have either personally gone without health care coverage in the past 12 months or knows someone who has.
- **Utility Costs** –34% say paying monthly household utility costs is a “major problem”.
- **Food Assistance** ² – by 2009 there were nearly 450,000 African American/Black residents receiving SNAP benefits in Cook County, IL and case loads have steadily increased.

AARP Presence

AARP Illinois’ presence in our communities reflects the richness of Illinois diversity, enables engagement and channels value for people 50+ where they live.



Financial Security

AARP-IL’s Tele Town Hall session with Lee Baker, CFP for Apex Financial Services engaged over 1400 African American/Black residents in a conversation about budgeting, saving and investing.



Community Presence

AARP-IL is actively involved in community renovation projects to benefit Austin and surrounding areas. In collaboration with Westside Health Authority, our volunteers have fully restructured a community computer lab and renovated a community kitchen.



Drive to End Hunger

AARP-IL works with nonprofit organizations like Age Options and the Greater Chicago Food Depository (GCFD) to educate and enroll older African American/Black residents in SNAP (Supplemental Nutrition Assistance Program). AARP volunteers have been specially trained by the GCFD to visit senior centers that serve predominately African American/Black neighborhoods throughout the Chicago area.



Minority Community Organizing

As part of the Atlantic Philanthropies Community Organizing Pilot, AARP-IL has partnered with five organizations serving African American/Black communities. Working together we have lobbied against utility rate increases; won victories around public transit accessibility; worked for nursing home reform; and formed key educational partnerships in support of multicultural students.



Health and Wellness

Chi Town Line Dancers provide instructional classes in Chicago's Bronzeville neighborhood. This class provides an opportunity for socializing, dancing and more importantly raising awareness of AARP Foundation’s hunger campaign. Class participants provide one canned food item for entrance into each class which is then donated to the local food pantry that feeds 50+ residents.

“Our community is the place where we can be most effective.”

—Dr. Ethel Percy Andrus, AARP Founder

Multicultural Engagement African American/Black Focus Illinois

AARP-IL’s 2012 Legislative Priorities

- **Financial Security** (Asset Protection, Retirement Tools, Financial Exploitation of the Elderly, Social Security Offset, Foreclosure)
- **Long Term Care; Home and Community Services**
- **Health Care Reform Implementation**
- **Protect Seniors** (Social Security, Medicare)
- **State Health Care Exchange**
- **Fair & Stable Utility Rates**
- **Hunger & SNAP Enrollment**

¹ Source: Voices of 50+ African American/Blacks in Illinois, AARP, February 2011

² Source: Food Stamp Usage Across the Country, The New York Times, November 28, 2009. <http://www.nytimes.com/interactive/2009/11/28/us/20091128-foodstamps.html>