

A decorative graphic is present on the page. It features a large, thin, light-brown arc that starts near the top right and curves down towards the bottom right. A horizontal line and a vertical line intersect at the end of this arc in the bottom right quadrant. A small yellow square is placed at the intersection of these lines. In the top left corner, there is a solid green rectangle. A small yellow square is also located at the bottom right corner of this green rectangle, with a thin grey line extending from it towards the center of the page.

# **2005 Virginia Elections: An AARP Issues Survey**

July 2005



## **2005 Virginia Elections: An AARP Issues Survey**

**Report Prepared by Brittne M. Nelson and Rachelle Cummins**

**Copyright © 2005  
AARP  
Knowledge Management  
601 E Street NW  
Washington, DC 20049  
<http://www.aarp.org/research/>  
Reprinting with Permission**

AARP is a nonprofit, nonpartisan membership organization that helps people 50+ have independence, choice and control in ways that are beneficial and affordable to them and society as a whole. We produce *AARP The Magazine*, published bimonthly; *AARP Bulletin*, our monthly newspaper; *AARP Segunda Juventud*, our bimonthly magazine in Spanish and English; *NRTA Live & Learn*, our quarterly newsletter for 50+ educators; and our website, [www.aarp.org](http://www.aarp.org). AARP Foundation is an affiliated charity that provides security, protection, and empowerment to older persons in need with support from thousands of volunteers, donors, and sponsors. We have staffed offices in all 50 states, the District of Columbia, Puerto Rico, and the U.S. Virgin Islands.

## **Acknowledgements**

AARP staff from the Virginia State Office, Grass Roots and Elections, State Affairs, Public Policy Institute, and Knowledge Management contributed significantly to the design and implementation of this study. Special thanks go to AARP staff including Bill Kallio, Madge Bush, and Tony Hylton, Virginia State Office; Nancy George, Amber Nightingale (now with State Communications) and Lauren Luchi, Grass Roots and Elections; Ilene Henshaw, Mary Wallace, and Clare Hushbeck, State Affairs; Sharon Hermanson, Public Policy Institute; and Anita Stowell-Ritter, Gretchen Straw, Joanne Binette, Brittne Nelson, Darlene Mathews, and Cheryl Barnes, Knowledge Management. FGI, Inc. completed the data entry and tabulation for the survey. Rachelle Cummins managed all aspects of the survey design and fielding. Brittne Nelson and Rachelle Cummins co-wrote this report. For more information, contact Rachelle Cummins at (202) 434-6297.

## Background

Virginians will vote for a new governor, other state-wide officials, and state legislators in 2005. There will be many important issues for voters to consider when going to the polls. Together, all Virginians, residents and lawmakers alike, should address several important issues in the 2005 elections such as long-term care, community transportation, consumer protections in payday lending, and taxes.

Long-term care refers to an array of medical and social services that are provided over a prolonged period of time to people with disabilities, people with chronic illnesses, and frail elderly people (National Conference of State Legislatures, 2005). In Virginia, the cost of long-term care in a nursing home is approximately \$64,000 per year, the cost of care in assisted living is approximately \$35,000 per year, and the cost of home and community-based services is approximately \$16 per hour (Metlife Mature Market Institute, September and October 2004). These are private pay rates. There is also Medicaid, the public program that pays for health and long-term care services for low-income children, elderly, and those with disabilities. Virginia allocates 70 percent of its Medicaid long-term care spending to nursing homes, while only 30 percent goes to home and community-based services (Gibson, et al., 2004).

In spite of the range of programs aimed at supporting the long-term care needs of older adults, older persons and their families in Virginia seeking long-term care services face a confusing array of public and private services and providers. This confusion will only grow as the number of individuals in need of long-term care increases. Between 2002 and 2020, there will be an 82 percent increase in the number of Virginians aged 85 and older, the population most likely to need long-term care services (Gibson, et al., 2004). Recently, the Virginia General Assembly passed House Bill 2036 that requires the Commonwealth to ensure that a “balanced range” of services are delivered to older Virginians “consistent with their needs and preferences.” These services should be provided “in the most independent, least restrictive and most appropriate living situation possible (HB2036, 2005).”

In addition to long-term care issues, community transportation, especially for older persons, is an important issue. Older Americans use transportation the same way younger Americans do--for work-related uses, to attend medical appointments, and for social and recreational reasons. By age 75, however, the number of older Americans who drive declines significantly (Kochera, et al., 2005). The ability to get around a person’s community is crucial to his or her happiness and health. Accessible community transportation can enhance or impede successful aging by

encouraging community engagement or facilitating isolation. It is critical that policymakers begin to address the transportation needs of the elderly and persons with disabilities now by offering choices beyond driving that allow people to travel independently in their communities.

Concern for Virginia's payday loan consumers is growing. Payday loans are short-term, high interest loans often used by people who need money before payday. In 2004, Virginia consumers borrowed \$988 million in payday loans. These loans issued by check-cashing outlets in Virginia have an average annual percent rate of 373 percent (Hazard, 2005). Payday loan legislation in Virginia prohibits payday lenders from renewing, refinancing, or extending payday loans or making more than one loan at a time to a borrower. However, many borrowers still renew their loans and are getting more than one loan at a time. The average payday loan borrower in Virginia obtains 12 loans a year (Speer, 2005). Recently Virginia lawmakers added changes to protect military personnel; however, stronger protections for the general public are necessary.

Given the 2004 legislative battle over taxes, tax issues should continue to have a powerful influence over Virginia's politics including the 2005 elections. Taxes, in particular property taxes, are important. Property taxes are collected by the local government and can vary significantly by county and city. In 2004, Virginia housing prices increased by 14.8 percent (Knapp, May 2005). According to the U.S. Census Bureau (2003), 69 percent of Virginians live in homes they own. As Virginia housing values increase, so does the potential for increases in property tax rates and bills. While rising property taxes in Virginia are a concern to many homeowners, the elderly and those on a fixed income may experience greater difficulty paying property tax increases.

AARP commissioned a survey to help voters and candidates to focus on issues important not just to older Virginians but also to all Virginians.<sup>1</sup> The survey examines members' opinion on long-term care, transportation, payday loans, and taxes issues. AARP Knowledge Management, State Member Research conducted a mail survey among 2,000 randomly sampled members statewide in Virginia between May and June 2005. The survey yielded 944 responses, a 47 percent response rate. A sample of this size has a margin of error of plus or minus 3.3 percent. In addition to the statewide sample, surveys were mailed to random samples of 1,000 members each in House Districts 8, 58, and 69, yielding 507, 509, and 442 responses respectively. The margin of error on these samples ranges from plus or minus 4.4 percent to plus or minus 4.8 percent.

---

<sup>1</sup> AARP is a non-partisan non-profit organization, which does not endorse public candidates or contribute money to either candidates or political parties.

## Report Organization

The highlights section provides a brief overview of the major survey results for the statewide sample. The findings section presents the major survey results in detail for the statewide sample. The results are reported as percentages. Percentages may not sum to 100 percent due to rounding or multiple response. The conclusion section follows a demographic profile of respondents for the statewide sample. The methodology section describes the survey's fielding procedures, response rate, and sampling error for all samples. An annotated questionnaire, appended to the report, discloses all survey responses for all samples.

## Highlights

AARP conducted a member mail survey on long-term care, transportation, payday lending, and state tax issues between May 2005 and June 2005. In a statewide random sample of 2,000 members, 944 responded by the survey due date. This sample has a margin of error of plus or minus 3.3 percent.

### Long-Term Care

- The Commonwealth should do more to ensure the quality of long-term care services and increase the availability of long-term care choices say at least three in four AARP members.
- Nearly nine in ten members support AARP Virginia advocating for long-term care services that help people remain in their own homes or communities.
- Staying at home as long as possible if they needed long-term care is extremely or very important to nearly nine in ten members.
- Three in four members say they would be more likely to vote for a candidate who supports making it easier for people to stay at home and in their communities when they need long-term care.
- Assisting able and willing nursing home residents to move back home or into other appropriate settings is extremely or very important to about eight in ten members.
- Three in four members say they would be more likely to vote for a candidate who supports improving consumer choice for long-term care services.
- Confidence in the ability to pay for even one year of long-term care is low: Just 20 percent of members say they are extremely or very confident they could pay long-term care costs for one year.

## **Transportation**

- Increasing funding for public transportation programs, particularly those serving the elderly and persons with disabilities, is extremely or very important to about seven in ten members.
- About seven in ten AARP members would be more likely to vote for a candidate who supports expanding funding for public transportation programs particularly those serving the elderly and persons with disabilities.
- Right now, almost nine in ten members are still driving.
- Three in four members are either extremely or very satisfied with how they get around in their community when they need or want to go someplace.
- If they were unable to drive, nearly nine in ten members say they would count on family and friends to get where they need and want to go.

## **Payday Loans**

- Just about eight in ten members believe strengthening laws and regulations that protect consumers from unfair and deceptive practices in check-cashing outlet payday loans is extremely or very important.
- Six in ten members would be more likely to vote for a candidate who supports protecting payday loan consumers.

## **State Taxes**

- Virginia AARP members are divided on whether property taxes are too high or just right for the services provided: Nearly half say property taxes are too high in their county while four in ten say they are just about right for the services provided.
- More than half of members oppose cuts in state spending on health and long-term care services (70%), public safety (62%), education (59%), or transportation (56%) to control the growth in property taxes.
- Increasing cigarette and alcohol taxes (74%), corporate taxes (69%), and income taxes on income greater than \$100,000 (64%) garner support among members to control property tax growth; however, increasing the state sales tax (38%) does not have much member support.
- About two in three AARP members would be more likely to vote for candidates who support giving additional state funds to local governments that cut property taxes while maintaining local services.

## Detailed Findings

### Important Issues

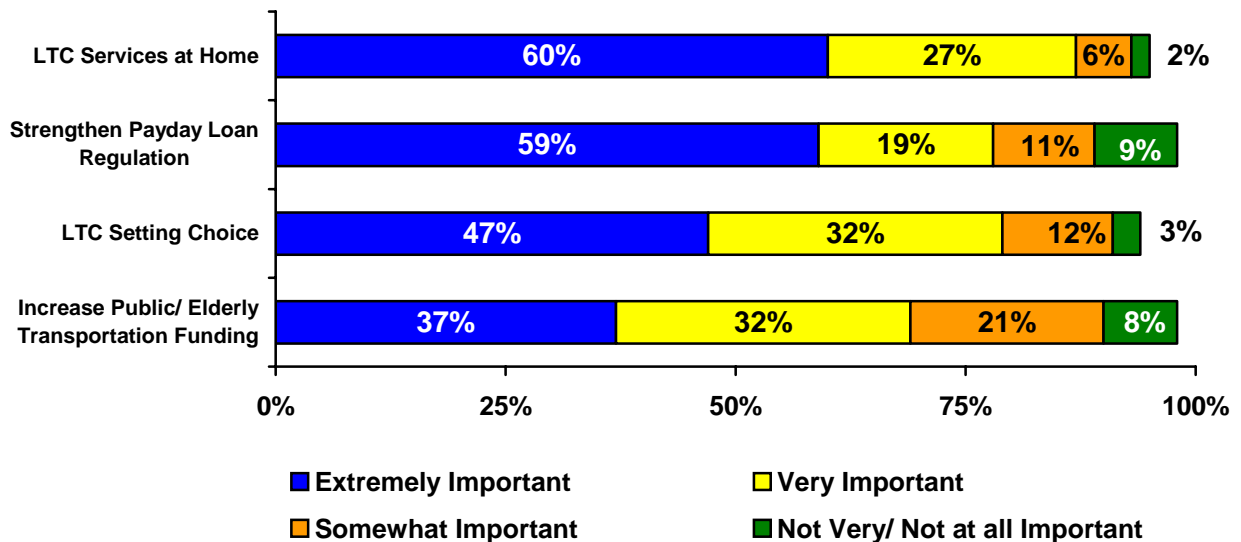
**Having long-term care services that would allow members to stay at home is important to Virginia members.**

In the context of each issue, members were asked how important the following issues are:

- Having services that would help them stay at home as long as possible if they needed long-term care
- Strengthening laws and regulations that protect consumers from unfair and deceptive practices in payday loan outlets
- Establishing a program to assist nursing home residents who are able and want to move back home or into other appropriate settings to do so
- Increasing funding for public transportation programs, particularly those serving the elderly and persons with disabilities

Almost nine in ten members say long-term care services at home is extremely or very important to them. Nearly eight in ten say strengthening payday loan consumer protections and assisting able and willing nursing home residents back into their homes or another setting are extremely or very important to them.

#### Important Issues (n = 944)





## Voting Influence

**Virginia members would be more likely to vote for a candidate who supports making at-home or community-based long-term care easier where consumers have a choice.**

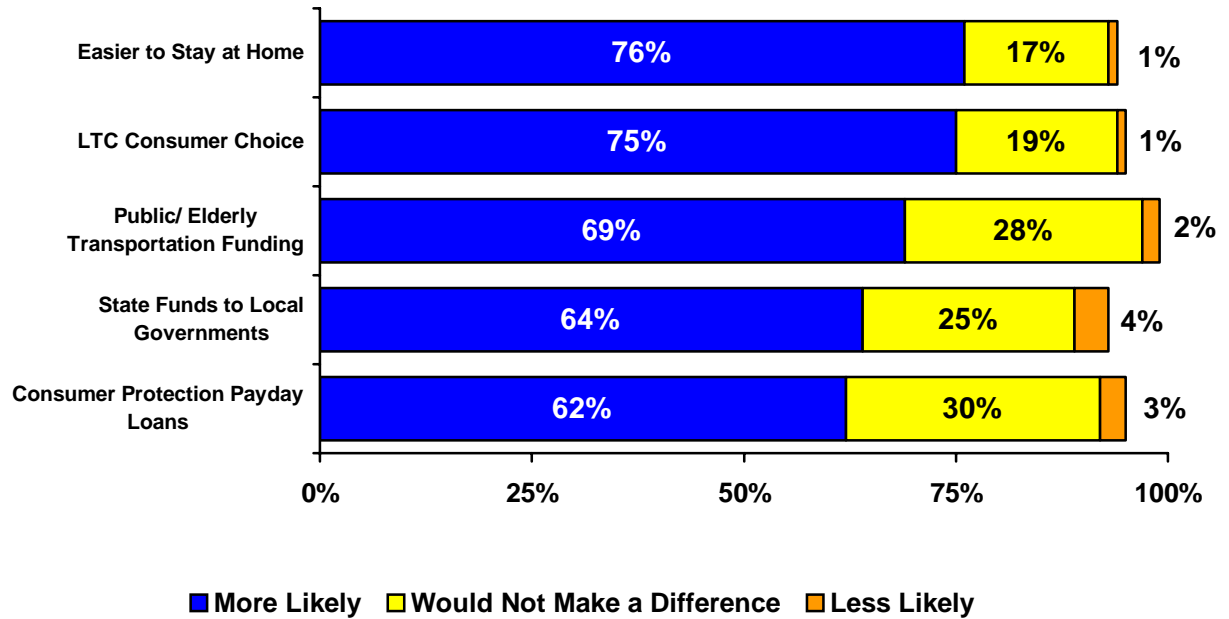
Nearly nine in ten AARP members report that in the last ten years they have always voted (71%) or sometimes missed one vote (16%) for Virginia governor and state legislators.

Virginia members were presented with five potential candidate positions in the context of each issue covered in the survey. Members were asked whether or not the candidate's support for an issue would make them more likely to vote for that candidate, less likely, or would not make a difference in their voting. The issues were:

- Making it easier for people to stay at home and in their communities if they chose to when they need long-term care
- Improving consumer choice for long-term care services
- Expanding funding for public transportation programs particularly those serving the elderly and persons with disabilities
- Giving additional state funds to local governments that cut property taxes while maintaining local services
- Protecting consumers of payday loans

Over six in ten members say they would be more likely to vote for a candidate who supports these issues.

### Likelihood of Voting For a Candidate Based on Issue Position (n=944)

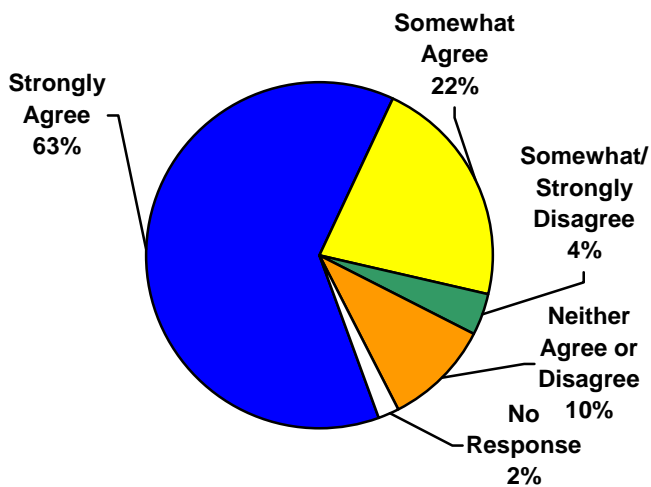


## Long-Term Care

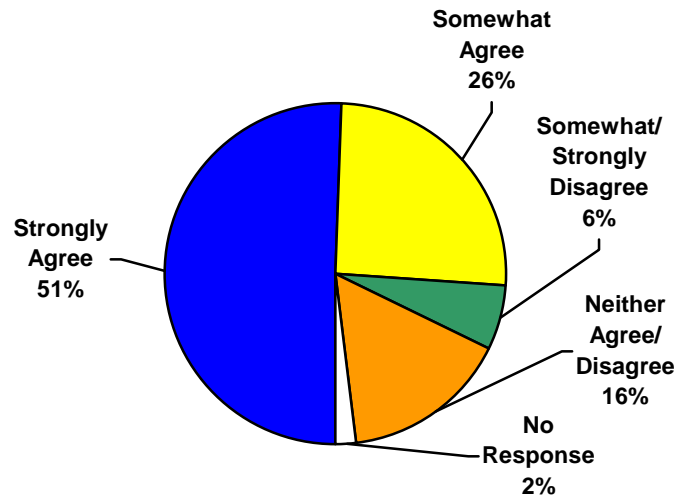
**Members believe the availability and the quality of long-term care choices and services should be a focus for the Commonwealth.**

Members believe long-term care quality and availability should be a focus for Virginia lawmakers. More than six in ten members strongly agree that Virginia should do more to *ensure the quality* of long-term care services, while half of members strongly agree Virginia should do more to *increase the availability* of long-term care choices.

**Ensure Quality of LTC Services  
(n=944)**



**Increase Availability of LTC Choices  
(n=944)**

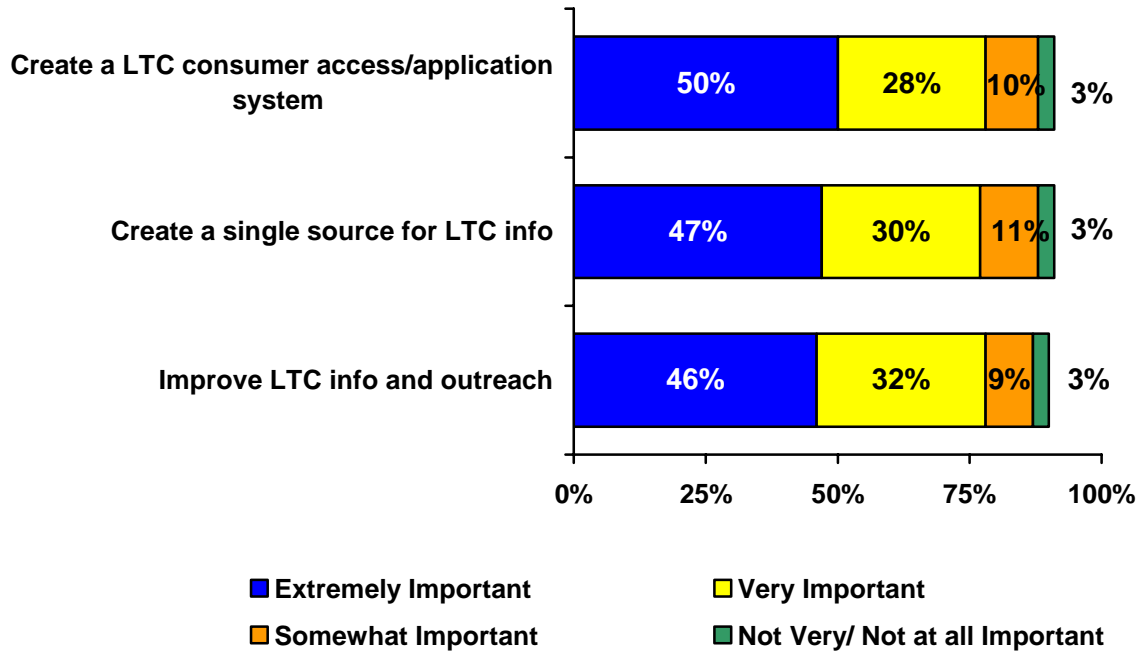


### **Improving access to long-term care is important to AARP Virginia members.**

Considering that many members or their family members needing long-term care in the past five years (n=260) needed to contact many different people (51%), had to make their decision in a crisis situation (43%), got complex, unclear information (41%), did not know whom to contact (36%), and did not have time to plan for services (35%), it is no surprise that nearly eight in ten of all members responding believe that there should be strategies to improve long-term care access in Virginia.

Extremely or very important long-term care access strategies to about eight in ten members include creating a system to help consumers access and apply for long-term care services, creating a single, easy-to-use place to find long-term care information, and improving information and outreach about available long-term care services.

### Strategies to Improve Long-Term Care Access (n=944)



### Few members are confident they could pay for long-term care for a year.

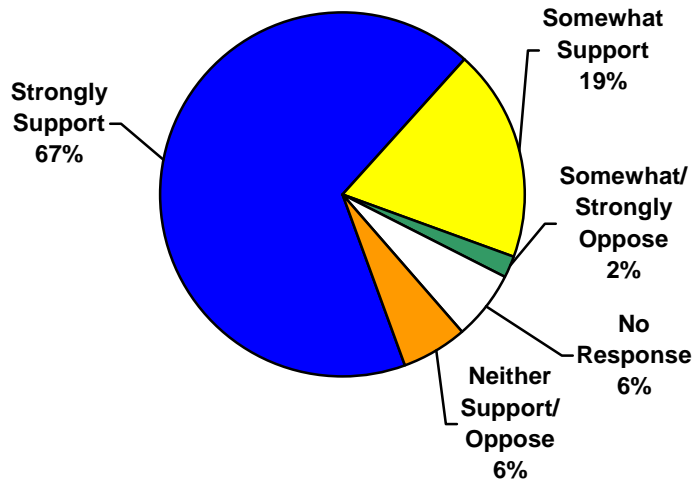
In Virginia, the cost of long-term care in a nursing home is approximately \$64,000 per year, the cost of care in assisted living is approximately \$35,000 per year, and the cost of home and community-based services is approximately \$16 per hour (Metlife Mature Market Institute, September and October 2004). Just 20 percent of members say they are extremely (11%) or very (9%) confident that they could pay for long-term care services for a year. Twenty-nine percent say they are not at all confident, and another 23 percent say they are not very confident they could pay for a year. Twenty-two percent are only somewhat confident.

**A majority of Virginia members support Medicaid-financed home and community-based long-term care settings.**

The Commonwealth of Virginia, along with the federal government, play a major role in financing long-term care services for older persons through the Medicaid program. Currently, most of these funds are directed toward nursing home care. Virginia members were asked, “Do you support or oppose allowing people who are eligible for nursing home care financed through Medicaid to receive their care at home or in community-based settings instead, as long as it was what they want and it did not cost more than care in a nursing home?”

Virginia members overwhelmingly support this idea. Eighty-seven percent of respondents either strongly or somewhat support it, while only two percent oppose.

**Support or Opposition to Medicaid Eligible People Receiving Care at Home or Community-Based Settings (n=944)**



**Virginia members support AARP Virginia advocacy for in-home or community-based long-term care services.**

Given the importance of staying at home as long as possible if they needed long-term care services, it is no surprise that members support AARP Virginia advocacy on this issues. Almost nine in ten members strongly (75%) or somewhat (14%) support AARP Virginia advocating for long-term care services that help people remain in their own homes or communities.

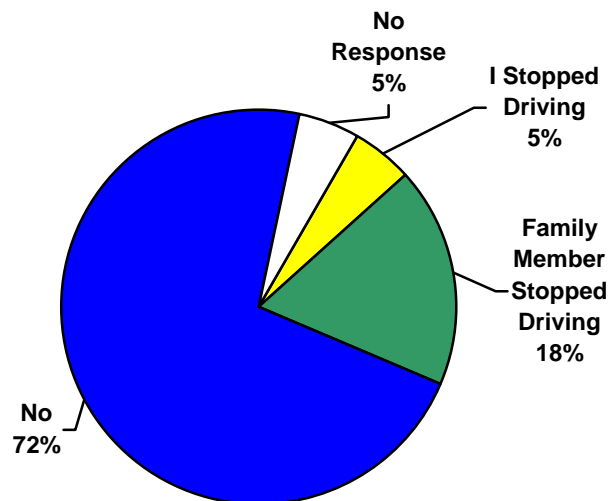
## Transportation

### Most members drive themselves to places they need to go.

The ability to get around a person's community is crucial to his or her quality of life. Most of the members who participated in the survey continue to drive. Eighty-eight percent of members have driven in the last month and most members (72%) report they (or someone in their family) have had no changes in their driving behavior.

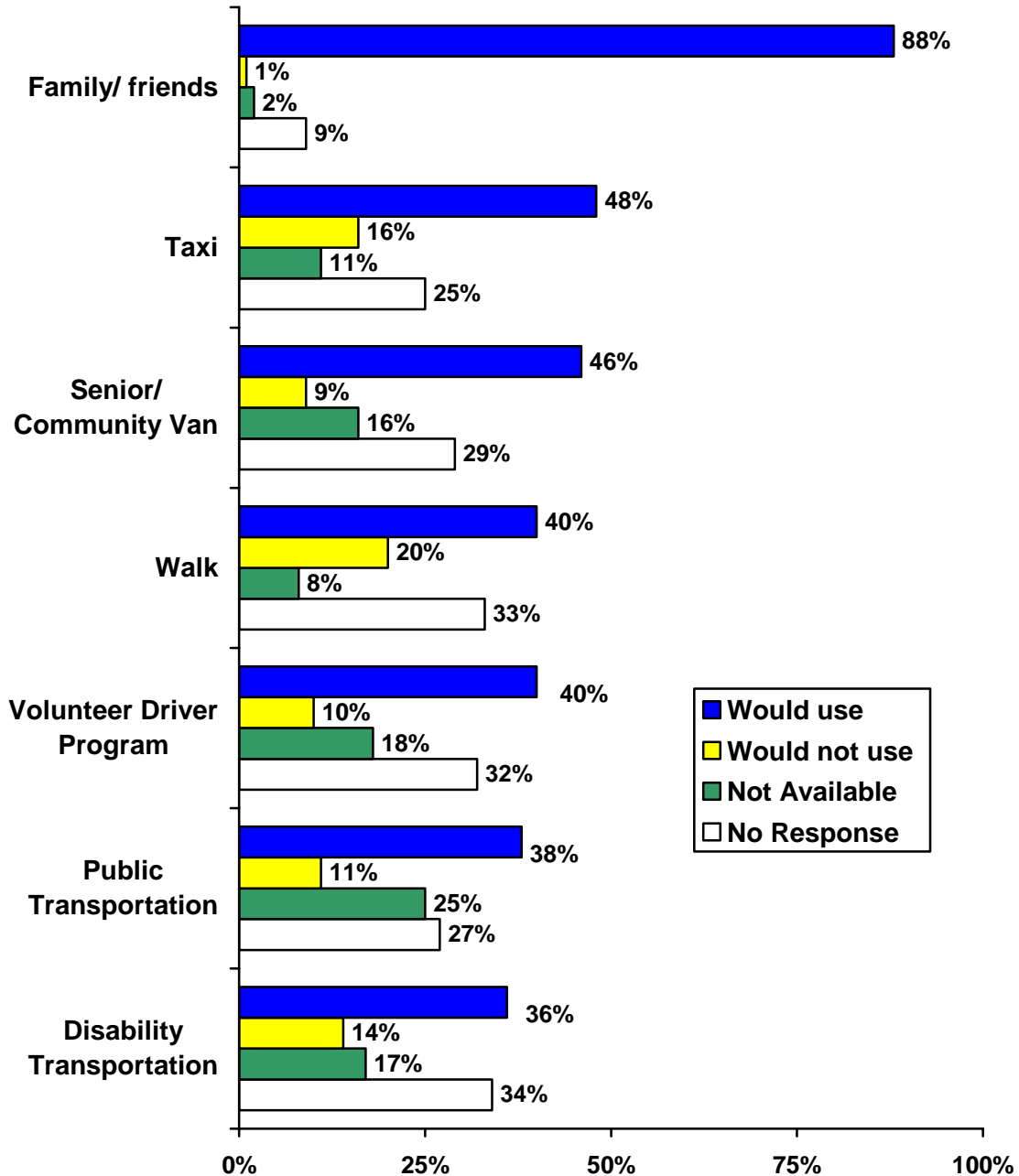
After age 75, people are less likely to drive due to health conditions or physical impairments. Although many members currently drive, about two in ten report they have someone in their family who stopped driving due to health conditions.

### Change in Driving Behavior Due to Health Conditions (n= 944)



While most members drive themselves when they need to get somewhere (86%), when considering what transportation they would use to get to places they need and want to go if they were unable to drive, nearly nine in ten members say they would ride with friends or family, while only about half say they would take a taxi or senior or community van, and four in ten say they would walk.

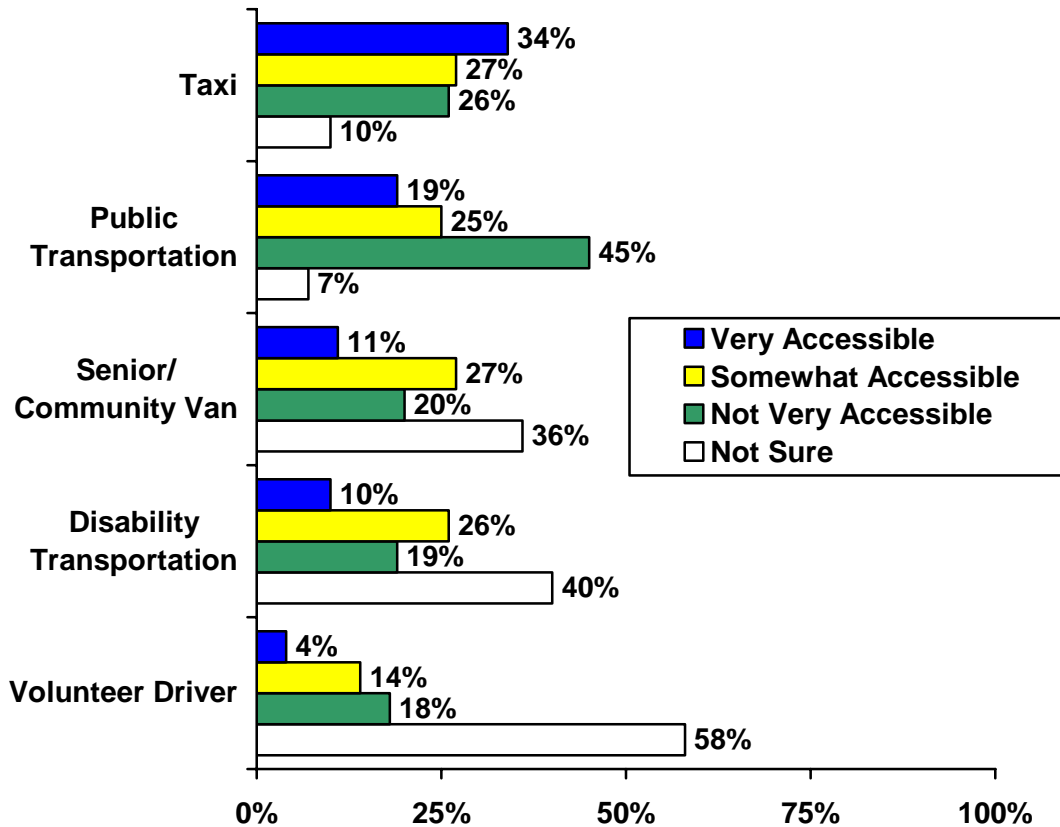
**Transportation Use If Unable to Drive  
(n=944)**



**Most members do not feel public transportation or other options are very accessible.**

The accessibility of community transportation is an important issue. As the ability to drive decreases, reliance on accessible community transportation increases. Presently, only two in ten members rate public transportation in the community as very accessible. Additionally, only one in ten members rate other forms of community transportation such as senior or community van or transportation for people with disabilities as very accessible. About half as many (4%) say that volunteer driver programs offered by local agencies that pair people who cannot drive with volunteer drivers are very accessible. A third or more members are not sure about the accessibility of alternatives other than taxis or public transportation.

**Transportation Accessibility**  
(n= 944)

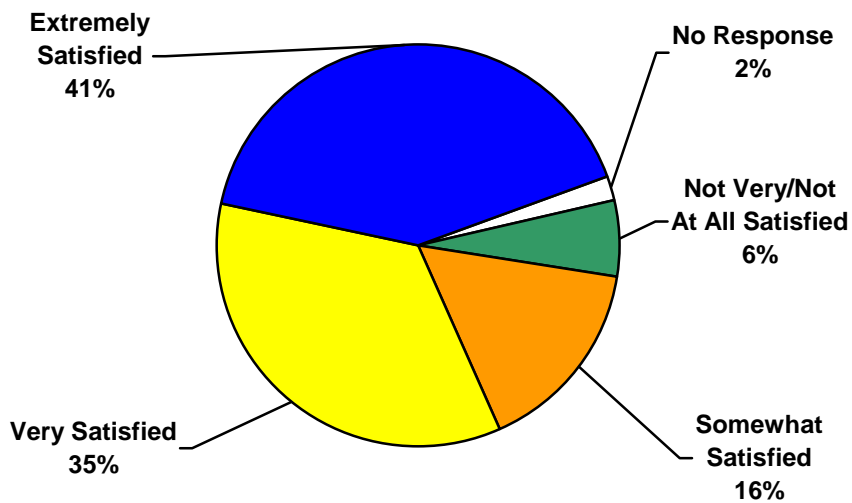




**Virginia members are satisfied with how they get around in their communities.**

Given how many AARP members are still driving (88%), it is not surprising that three in four members are extremely or very satisfied with how they get around in their community. Less than one in ten say they are not very (5%) or not at all (1%) satisfied with their ability to get around in their community.

**Satisfaction with Ability to Get Around in the Community  
(n=944)**

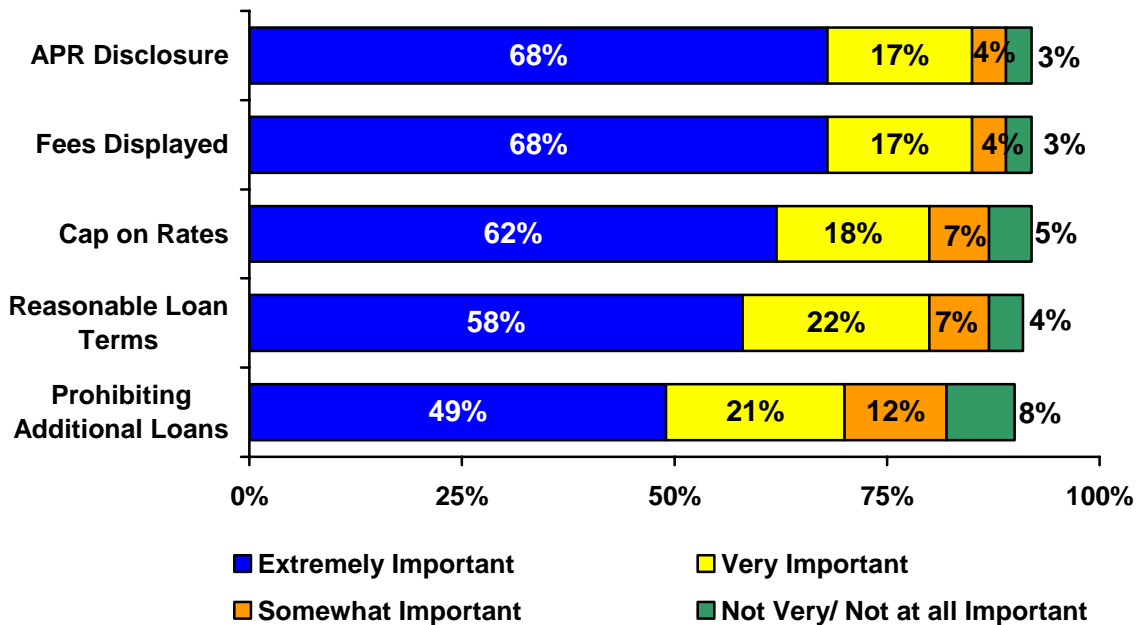


# Payday Loans

## Protections for payday loan consumers are important to Virginia members.

The use of payday loans is a growing concern for the state of Virginia. Many members recognize the importance of protection measures for payday loan consumers. More than eight in ten members think requiring disclosure of the annual percentage rate as well as prominently displaying all accompanying fees for consumers is an extremely or very important consumer protection for Virginia’s payday loan consumers. Additionally, eight in ten members believe that a cap on rates is an extremely or very important consumer protection for payday loan users.

**Importance of Protection Measures for Payday Loan Consumers (n=944)**

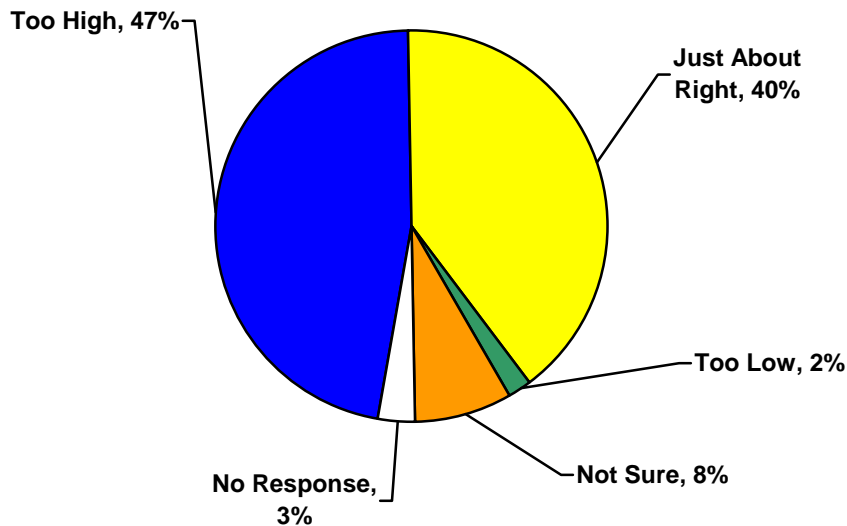


## State Taxes

### Virginia members are divided on whether property taxes are too high or just about right for the services provided.

Members were asked if property taxes in their county were too high, too low, or just about right for the services provided. Almost half of all members say that property taxes are too high while four in ten say they are just about right.

**County Property Taxes for Services Provided  
(n=944)**



### Virginia member opinion is mixed on how the state could pay to control property tax growth.

When asked how the state could control the growth of property taxes by giving additional state funds to local governments that cut property taxes while maintaining local services, about a third are not sure (35%) while roughly the same percentage (32%) say it should be through a combination of both cuts in other state spending and raising other tax revenues. Fewer say by only cuts in other state spending (21%) and still fewer say by only raising other tax revenues (7%).

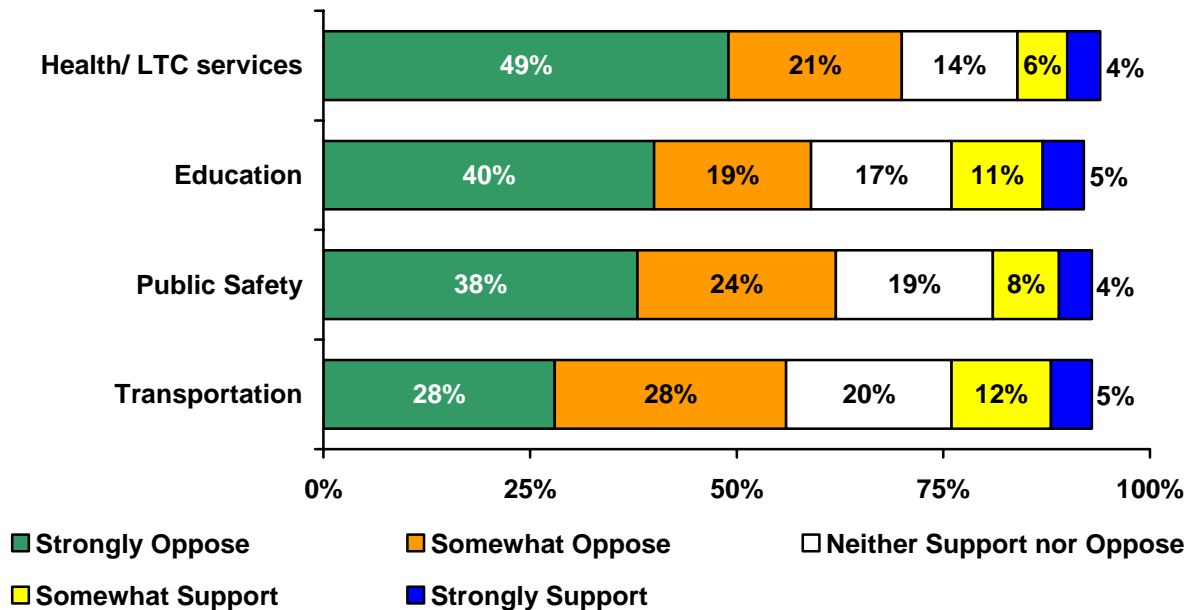
## Virginia members oppose cuts to health and long-term care and public safety as ways to control the growth in property taxes.

Members were presented with four different types of state-funded services: health and long-term care; education, including K-12 and higher education; transportation, highways, and roads; and public safety and corrections. Members were then asked to consider how strongly they would support or oppose cuts in state spending to control property tax growth.

Although many members believe their property taxes are too high, more than half oppose cuts in state spending on health and long-term care services, education, public safety, or transportation to control the growth in property taxes.

Nearly half *strongly oppose* cuts in health and long-term care service for children, older persons, and people with disabilities.

**Support or Opposition of Cuts in State Spending to Control Property Taxes**  
(n= 944)

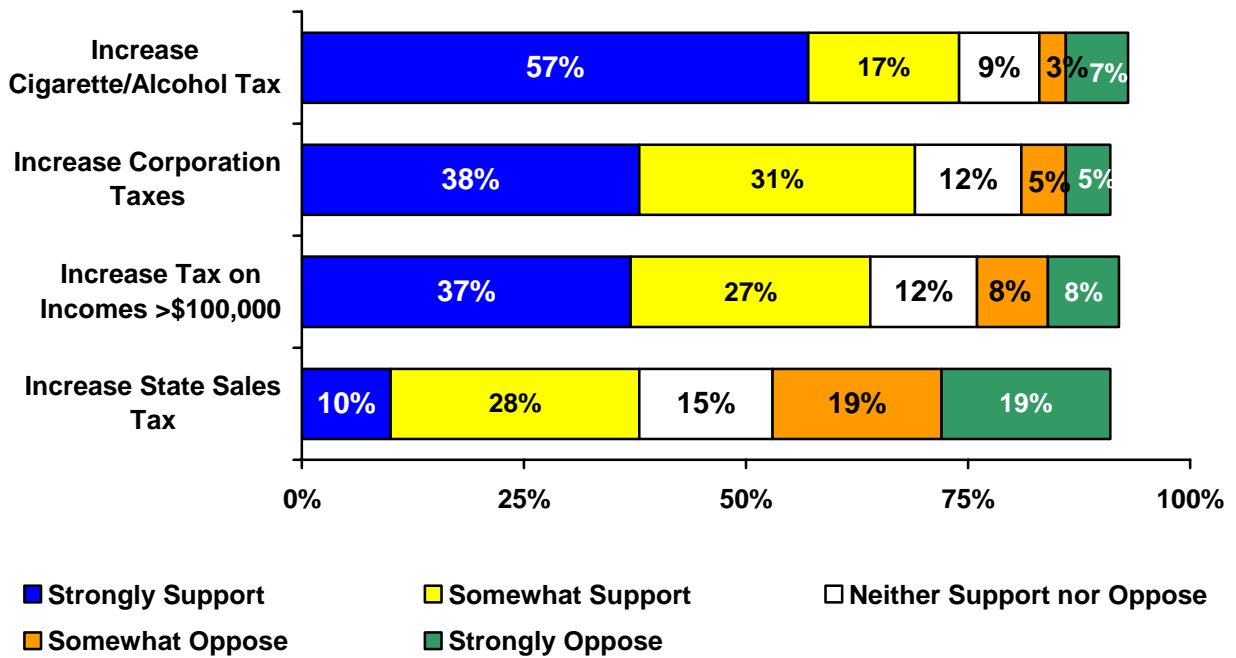


**Virginia members support increasing the cigarette and alcohol taxes as well as corporation taxes to control the growth in property taxes.**

In addition to cuts in state spending on services, members were presented with four different tax increases as ways to control the growth in property taxes. The proposed tax increases were: increasing corporate taxes, increasing the state sales tax, increasing the income tax for households with incomes above \$100,000, and increasing the current taxes on cigarettes and alcohol.

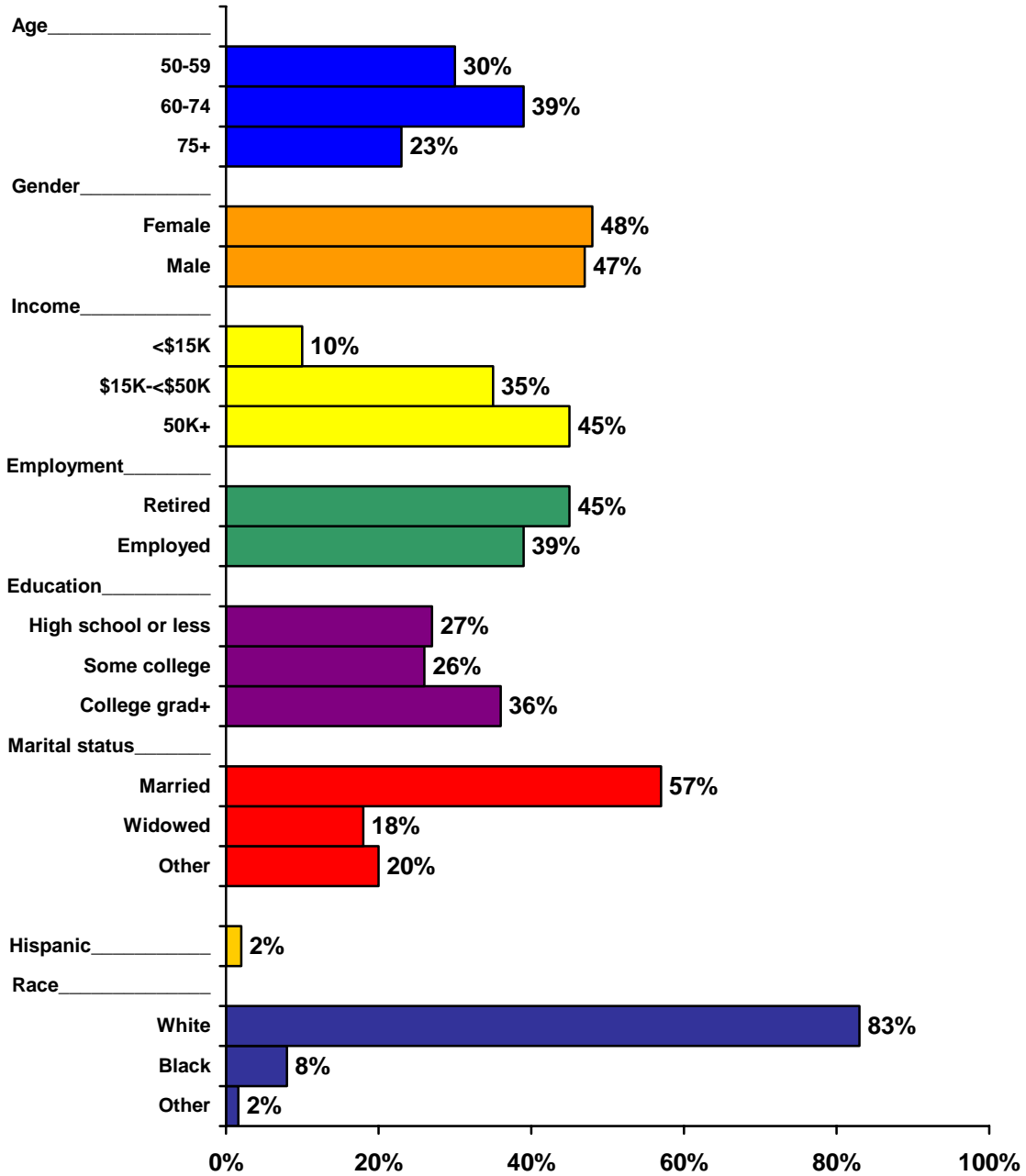
Increasing taxes on cigarettes and alcohol (74%) generate the most support while increasing corporate taxes (69%) and taxes on incomes above \$100,000 (64%) trail closely behind. Well under half of members support increasing the state sales tax (38%), while an equal percentage oppose it (38%).

**Support or Opposition of Tax Increases to Control Property Taxes  
(n= 944)**



# Sample Demographics

(n= 944)



## Conclusion

AARP knows that there are many issues that affect older voters not the least of which should be issues that have a great impact on them because of their age. This AARP member survey explores the importance of four issues and voting influence of five issues, specifically making it easier to stay at home or in the community as long as possible, giving consumers long-term care choices, increasing funding for public transportation for the elderly and disabled, protecting payday loan consumers, and controlling property tax growth. With at least seven in ten members saying the issues are extremely or very important and at least six in ten members saying they would be more likely to vote for a candidate who supports these issues, candidates running for state office in 2005 should consider AARP member opinions representing roughly 942,000 Virginians age 50 or older.

This survey offers further guidance to candidates, elected officials, and advocates alike on long-term care, transportation, payday loans, and state taxes. Changes in the long-term care system are supported by member opinion. Members agree that the Commonwealth should do more to ensure the quality of long-term care and increase the availability of long-term care choices. Virginia can improve access by creating a system to help consumers access and apply for long-term care services; creating a single, easy-to-use place to find long-term care information; and improving information and outreach about available long-term care services. Personal and public financing of long-term care services in Virginia needs to be addressed. Just 20 percent of members are extremely or very confident that they could pay for long-term care for one year. It is no surprise considering how important staying at home is to members that members support the idea that people eligible for nursing home care paid for by Medicaid should be able to receive their care at home or in community-based settings instead of nursing homes, as long as it was what they want and it did not cost more than care in a nursing home. AARP Virginia should continue to advocate for long-term care services that help people remain in their own homes or communities.

Right now, driving is the choice mode of transportation for AARP members, and a majority is satisfied with their independence to get around in their community. The fact is, however, driving declines with age. Most members would ride with family and friends if they were unable to drive. Transportation is the first and most frequent service provided by family caregivers (National Alliance for Caregiving and AARP, 2004). This informal assistance is critical, yet it can be burdensome for family and friends resulting in their lost work time and caregiver stress (Kochera, et al., 2005). For the non-driver, reliance on family and friends can work until their willing providers are not available or unable to drive themselves. Virginia members are open to other modes of transportation if they are unable to drive. Between roughly a third to half of Virginia members would

use any other mode of transportation including taxis, senior or community van, walking, a volunteer driver program, public transportation, or transportation for those with disabilities. With the exception of taxis and obviously walking, members think these types of transportation are not very accessible or they just are not sure about their accessibility. Virginia, both the public and private sectors, should provide a range of transportation options supplementing transportation from family and friends and educate people so they are aware of all available services. The most livable communities are those that provide a range of transportation services supporting the participation of all residents (Kochera, et al., 2005).

All Virginians deserve strong payday lending protections. Members believe that payday loan consumers should be protected. Virginia should strengthen its payday loan laws and regulations by requiring annual percentage rate (APR) disclosure, requiring fees to be displayed, capping rates, requiring reasonable loan terms, and prohibiting payday lenders from making a loan to a borrower who already has a loan. Enforcing existing laws should be a priority.

Member opinion about how the state could pay to give additional state funds to local governments that cut property taxes while maintaining local services is not decisive. Just about as many members say they are not sure how the state should do it as those who say it should be done through a combination of both cuts in other state spending and raising other tax revenues. Members oppose cuts in state services including health and long-term care, education, public safety, and transportation for controlling property tax growth. While there is more support for increasing taxes on cigarettes and alcohol for this purpose, these regressive taxes cannot sustain revenues indefinitely. There is some tolerance for increasing taxes on corporations and incomes above \$100,000 to control the growth in property taxes. These could generate sustainable revenues for the state to control property tax growth.



## Methodology

This mail survey explores the opinions of Virginia AARP members. The survey includes questions about long-term care, transportation, payday loans, and state taxes. AARP conducted the AARP Virginia Issues Survey between May and June 2005 to help voters and candidates to focus on issues important not just to older Virginians but to all Virginians. Researchers at AARP randomly selected 2,000 AARP members in Virginia making sure to select members proportionate to each of three age groups: 50-59, 60-74, and 75+. In addition to the statewide sample, three proportionate age-stratified samples from Virginia State House Districts 8, 58, and 69 each with 1,000 AARP members were drawn. Each selected member received a pre-notification postcard, the survey itself, a reminder postcard, and a second survey.

For the statewide sample, 944 members returned the survey, making the response rate 47 percent. The sampling error for this survey sample is  $\pm 3.3$  percent. This means that in 95 out of 100 samples of this size, the results obtained in the sample would fall in a range of about three percentage points of what would have been obtained if every eligible AARP member household in Virginia, approximately 500,000 households, had been surveyed. There are approximately 942,000 AARP members in Virginia. Researchers weighted the sample by age group to represent the AARP Virginia member population.

Members from the three sampled districts also responded to the survey. Response rates ranged from 44 percent to 51 percent. The sampling error for these survey samples ranged from  $\pm 4.4$  percent to  $\pm 4.8$  percent. Researchers weighted the samples by age group to represent the AARP Virginia member population for each district.

### 2005 AARP Virginia Issues Survey Response Rates and Sampling Errors

|                           | <b>Virginia<br/>Statewide<br/>n=944</b> | <b>House<br/>District 8<br/>n= 507</b> | <b>House<br/>District 58<br/>n= 509</b> | <b>House<br/>District 69<br/>n= 442</b> |
|---------------------------|---|--|---|---|
| <b>Response Rate</b>      | 47%                                     | 51%                                    | 51%                                     | 44%                                     |
| <b>Sampling<br/>Error</b> | $\pm 3.3\%$                             | $\pm 4.4\%$                            | $\pm 4.4\%$                             | $\pm 4.8\%$                             |

## References

Gibson, M, Gregory, R, Houser, A, Fox-Grage, W. (2004). *Across the States 2004: Profiles of Long-Term Care*. Retrieved July 6, 2005, from AARP Web site: [http://www.aarp.org/research/reference/statistics/Articles/across\\_the\\_states\\_profiles\\_of\\_longterm\\_care\\_2004.html](http://www.aarp.org/research/reference/statistics/Articles/across_the_states_profiles_of_longterm_care_2004.html)

Hazard, C. (2005, June 17). Getting Tough on Payday Lenders. Retrieved July 5, 2005, from *Richmond Times-Dispatch* Web site: [http://www.timesdispatch.com/servlet/Satellite?pagename=RTD/MGArticle/RTD\\_BasicArticle&c=MGArticle&cid=1031783341658](http://www.timesdispatch.com/servlet/Satellite?pagename=RTD/MGArticle/RTD_BasicArticle&c=MGArticle&cid=1031783341658)

HB2036. (2005). *HB 2036 Long-term care; to ensure coordinated, effective, and efficient services to older adults*. Retrieved July 5, 2005, from Virginia General Assembly Legislative Information System Web site: <http://leg1.state.va.us/cgi-bin/legp504.exe?ses=051&typ=bil&val=HB2036&Submit=Go>

Knapp, J. (2005). *Virginia's Real Property Tax*. Retrieved July 2, 2005, from Virginia Municipal League Web site: <http://www.vml.org/LEG/05PropTax/vacovmlmay2005knapp.pdf>

Kochera, A. Straight, A., and Guterbock, T. (2005). *Beyond 50.05: A Report to the Nation on Livable Communities. Creating Environments for Successful Aging*. Retrieved July 2, 2005, from AARP Web site: [http://www.aarp.org/research/housing-mobility/indliving/beyond\\_50\\_communities.html](http://www.aarp.org/research/housing-mobility/indliving/beyond_50_communities.html)

Metlife Mature Market Institute (September, 2004). *The Metlife Market Survey of Nursing Home and Home Care Costs*. Retrieved April 28, 2005, from Metlife Web site: <http://www.metlife.com/WPSAssets/51768985701096047148V1F2004%20NH%20and%20HC%20Market%20Survey.pdf>

Metlife Market Institute (October, 2004). *The Metlife Market Survey of Assisted Living Costs*. Retrieved April 28, 2005, from Metlife Web site: <http://www.metlife.com/WPSAssets/14190796021098449460V1F2004%20Assisted%20Living%20Survey.pdf>

National Alliance for Caregiving and AARP. (2004). *Caregiving in the U.S.* Washington, DC: AARP.

National Conference of State Legislatures. (2005). *Frequently Asked Questions: Long Term Care*. Retrieved on July 2, 2005, from National Conference of State Legislatures Web site:

<http://www.ncsl.org/programs/health/forum/faqltc.htm#lrcbot>

Speer, J. (2005). Calculation of Average Virginia Payday Loan Borrower. Personal communication received on April 28, 2005 from the Virginia Poverty Law Center.

U.S. Census Bureau. (2003). *Virginia Quickfacts*. Retrieved on July 2, 2005, from U.S. Census Bureau Web site: <http://quickfacts.census.gov/qfd/states/51000.html>

**Appendix**  
**Annotated Survey**

# 2005 AARP Virginia Issues Survey

## Weighted

(AARP Members Statewide = 944; Response Rate = 47%; Sampling Error =  $\pm$  3.3%)

(AARP Members District 8 = 507; Response Rate = 51%; Sampling Error =  $\pm$  4.4%)

(AARP Members District 58 = 509; Response Rate = 51%; Sampling Error =  $\pm$  4.4%)

(AARP Members District 69 = 442; Response Rate = 44%; Sampling Error =  $\pm$  4.8%)

(Percentages may not add to 100% due to rounding or multiple response.)

## Long Term Care

1. Long-term care refers to care provided over an extended period of time. People of all ages who are frail, ill, or disabled and need assistance with such activities as getting dressed, bathing, preparing meals, or eating receive long-term care. This care can be provided at home, in a community setting, or in a nursing home.

If you or any member of your family needed long-term care services, how important would it be to you to have services that would help you to stay at home as long as possible?

| Statewide<br>n=944 | District 8<br>n=507 | District 58<br>n=509 | District 69<br>n=442 |                      |
|--------------------|---------------------|----------------------|----------------------|----------------------|
| <u>%</u>           | <u>%</u>            | <u>%</u>             | <u>%</u>             |                      |
| 60                 | 55                  | 63                   | 59                   | Extremely Important  |
| 27                 | 33                  | 26                   | 29                   | Very Important       |
| 6                  | 6                   | 6                    | 5                    | Somewhat Important   |
| 1                  | <.5                 | 2                    | 1                    | Not Very Important   |
| 1                  | 1                   | <.5                  | <.5                  | Not at all Important |
| 5                  | 5                   | 4                    | 6                    | No Response          |

**2. How much do you agree or disagree with each of the following statements?**

a. My community has all of the services I will need as I get older

| Statewide<br>n=944 | District 8<br>n=507 | District 58<br>n=509 | District 69<br>n=442 |                            |
|--------------------|---------------------|----------------------|----------------------|----------------------------|
| <u>%</u>           | <u>%</u>            | <u>%</u>             | <u>%</u>             |                            |
| 11                 | 14                  | 14                   | 8                    | Strongly Agree             |
| 32                 | 43                  | 40                   | 27                   | Somewhat Agree             |
| 25                 | 21                  | 19                   | 33                   | Neither Agree Nor Disagree |
| 16                 | 13                  | 17                   | 16                   | Somewhat Disagree          |
| 14                 | 8                   | 10                   | 14                   | Strongly Disagree          |
| 3                  | 1                   | 1                    | 2                    | No Response                |

b. Members of my family will help take care of me as I get older

| Statewide<br>n=944 | District 8<br>n=507 | District 58<br>n=509 | District 69<br>n=442 |                            |
|--------------------|---------------------|----------------------|----------------------|----------------------------|
| <u>%</u>           | <u>%</u>            | <u>%</u>             | <u>%</u>             |                            |
| 18                 | 16                  | 18                   | 18                   | Strongly Agree             |
| 35                 | 38                  | 33                   | 38                   | Somewhat Agree             |
| 20                 | 19                  | 23                   | 19                   | Neither Agree Nor Disagree |
| 14                 | 15                  | 15                   | 11                   | Somewhat Disagree          |
| 11                 | 11                  | 10                   | 13                   | Strongly Disagree          |
| 2                  | 1                   | 1                    | 2                    | No Response                |

c. The Commonwealth of Virginia should do more to increase the availability of long-term care choices

| Statewide<br>n=944 | District 8<br>n=507 | District 58<br>n=509 | District 69<br>n=442 |                            |
|--------------------|---------------------|----------------------|----------------------|----------------------------|
| <u>%</u>           | <u>%</u>            | <u>%</u>             | <u>%</u>             |                            |
| 51                 | 49                  | 47                   | 64                   | Strongly Agree             |
| 26                 | 32                  | 27                   | 22                   | Somewhat Agree             |
| 16                 | 13                  | 17                   | 8                    | Neither Agree Nor Disagree |
| 2                  | 3                   | 5                    | 3                    | Somewhat Disagree          |
| 4                  | 3                   | 3                    | 2                    | Strongly Disagree          |
| 2                  | 1                   | 2                    | 2                    | No Response                |

- d. The Commonwealth of Virginia should do more to ensure the quality of long-term care services

| Statewide<br>n=944 | District 8<br>n=507 | District 58<br>n=509 | District 69<br>n=442 |                            |
|--------------------|---------------------|----------------------|----------------------|----------------------------|
| <u>%</u>           | <u>%</u>            | <u>%</u>             | <u>%</u>             |                            |
| 63                 | 63                  | 60                   | 74                   | Strongly Agree             |
| 22                 | 24                  | 26                   | 18                   | Somewhat Agree             |
| 10                 | 8                   | 10                   | 5                    | Neither Agree Nor Disagree |
| 1                  | 2                   | 2                    | 2                    | Somewhat Disagree          |
| 3                  | 2                   | 2                    | 1                    | Strongly Disagree          |
| 2                  | 1                   | 1                    | 1                    | No Response                |

- 3. In the past five years, have you or a member of your family, that is your spouse, parents, children, siblings, or grandparents, needed any long-term care services?**

| Statewide<br>n=944 | District 8<br>n=507 | District 58<br>n=509 | District 69<br>n=442 |                                    |
|--------------------|---------------------|----------------------|----------------------|------------------------------------|
| <u>%</u>           | <u>%</u>            | <u>%</u>             | <u>%</u>             |                                    |
| 28                 | 32                  | 28                   | 21                   | Yes                                |
| 64                 | 62                  | 66                   | 70                   | No ► <b>GO TO QUESTION 6</b>       |
| 1                  | 1                   | 1                    | <.5                  | Not Sure ► <b>GO TO QUESTION 6</b> |
| 8                  | 6                   | 5                    | 9                    | No Response                        |

- 4. When you or a family member needed long-term care services in Virginia, what problems did you face? (Base = Among members or family of members who needed long-term care services in the past five years)**

- a. Did not have time to plan for these services

| Statewide<br>n=260 | District 8<br>n=160 | District 58 n=144 | District 69<br>n=93 |             |
|--------------------|---------------------|-------------------|---------------------|-------------|
| <u>%</u>           | <u>%</u>            | <u>%</u>          | <u>%</u>            |             |
| 35                 | 37                  | 37                | 44                  | Yes         |
| 36                 | 39                  | 39                | 31                  | No          |
| 6                  | 5                   | 3                 | 5                   | Not Sure    |
| 23                 | 20                  | 21                | 21                  | No Response |

b. Made a decision in a crisis situation

| Statewide<br>n=260 | District 8<br>n=160 | District 58<br>n=144 | District 69<br>n=93 |             |
|--------------------|---------------------|----------------------|---------------------|-------------|
| <u>%</u>           | <u>%</u>            | <u>%</u>             | <u>%</u>            |             |
| 43                 | 56                  | 47                   | 57                  | Yes         |
| 29                 | 25                  | 29                   | 19                  | No          |
| 5                  | 4                   | 3                    | 3                   | Not Sure    |
| 22                 | 15                  | 20                   | 21                  | No Response |

c. Not knowing whom to contact

| Statewide<br>n=260 | District 8<br>n=160 | District 58<br>n=144 | District 69<br>n=93 |             |
|--------------------|---------------------|----------------------|---------------------|-------------|
| <u>%</u>           | <u>%</u>            | <u>%</u>             | <u>%</u>            |             |
| 36                 | 40                  | 34                   | 43                  | Yes         |
| 32                 | 34                  | 37                   | 24                  | No          |
| 7                  | 6                   | 5                    | 8                   | Not Sure    |
| 24                 | 21                  | 24                   | 25                  | No Response |

d. Needing to contact many different people

| Statewide<br>n=260 | District 8<br>n=160 | District 58<br>n=144 | District 69<br>n=93 |             |
|--------------------|---------------------|----------------------|---------------------|-------------|
| <u>%</u>           | <u>%</u>            | <u>%</u>             | <u>%</u>            |             |
| 51                 | 50                  | 51                   | 58                  | Yes         |
| 20                 | 27                  | 23                   | 13                  | No          |
| 5                  | 3                   | 7                    | 8                   | Not Sure    |
| 24                 | 20                  | 20                   | 20                  | No Response |

e. Getting complex, unclear information

| Statewide<br>n=260 | District 8<br>n=160 | District 58<br>n=144 | District 69<br>n=93 |             |
|--------------------|---------------------|----------------------|---------------------|-------------|
| <u>%</u>           | <u>%</u>            | <u>%</u>             | <u>%</u>            |             |
| 41                 | 40                  | 35                   | 52                  | Yes         |
| 28                 | 30                  | 32                   | 15                  | No          |
| 9                  | 8                   | 10                   | 11                  | Not Sure    |
| 23                 | 23                  | 23                   | 23                  | No Response |



**5. Which of the following long-term care services have you or a member of your family used in the past five years? (Base = Among members or family of members who needed long-term care services in the past five years)**

a. Nursing home

| Statewide<br>n=260 | District 8<br>n=160 | District 58<br>n=144 | District 69<br>n=93 |             |
|--------------------|---------------------|----------------------|---------------------|-------------|
| <u>%</u>           | <u>%</u>            | <u>%</u>             | <u>%</u>            |             |
| 64                 | 64                  | 70                   | 42                  | Yes         |
| 25                 | 29                  | 19                   | 36                  | No          |
| <.5                | 1                   | 0                    | 0                   | Not Sure    |
| 10                 | 7                   | 10                   | 22                  | No Response |

b. Assisted living facility or group home

| Statewide<br>n=260 | District 8<br>n=160 | District 58<br>n=144 | District 69<br>n=93 |             |
|--------------------|---------------------|----------------------|---------------------|-------------|
| <u>%</u>           | <u>%</u>            | <u>%</u>             | <u>%</u>            |             |
| 37                 | 32                  | 39                   | 33                  | Yes         |
| 43                 | 49                  | 48                   | 43                  | No          |
| 1                  | 1                   | 0                    | 0                   | Not Sure    |
| 19                 | 19                  | 13                   | 24                  | No Response |

c. Visits from skilled health professionals at home

| Statewide<br>n=260 | District 8<br>n=160 | District 58<br>n=144 | District 69<br>n=93 |             |
|--------------------|---------------------|----------------------|---------------------|-------------|
| <u>%</u>           | <u>%</u>            | <u>%</u>             | <u>%</u>            |             |
| 58                 | 50                  | 52                   | 66                  | Yes         |
| 25                 | 33                  | 33                   | 20                  | No          |
| <.5                | 0                   | 1                    | 0                   | Not Sure    |
| 17                 | 17                  | 15                   | 14                  | No Response |

d. Visits from a health aide at home

| Statewide<br>n=260 | District 8<br>n=160 | District 58<br>n=144 | District 69<br>n=93 |             |
|--------------------|---------------------|----------------------|---------------------|-------------|
| <u>%</u>           | <u>%</u>            | <u>%</u>             | <u>%</u>            |             |
| 60                 | 51                  | 47                   | 61                  | Yes         |
| 23                 | 33                  | 36                   | 21                  | No          |
| <.5                | 0                   | 1                    | 2                   | Not Sure    |
| 17                 | 16                  | 17                   | 16                  | No Response |

e. Help from family and friends while living at home

| Statewide<br>n=260 | District 8<br>n=160 | District 58<br>n=144 | District 69<br>n=93 |             |
|--------------------|---------------------|----------------------|---------------------|-------------|
| <u>%</u>           | <u>%</u>            | <u>%</u>             | <u>%</u>            |             |
| 72                 | 69                  | 62                   | 66                  | Yes         |
| 12                 | 17                  | 20                   | 15                  | No          |
| 1                  | 0                   | 1                    | 0                   | Not Sure    |
| 15                 | 14                  | 16                   | 19                  | No Response |

f. Adult day care

| Statewide<br>n=260 | District 8<br>n=160 | District 58<br>n=144 | District 69<br>n=93 |             |
|--------------------|---------------------|----------------------|---------------------|-------------|
| <u>%</u>           | <u>%</u>            | <u>%</u>             | <u>%</u>            |             |
| 14                 | 7                   | 12                   | 6                   | Yes         |
| 63                 | 72                  | 69                   | 61                  | No          |
| 1                  | 0                   | 1                    | 1                   | Not Sure    |
| 23                 | 21                  | 18                   | 31                  | No Response |

g. Respite care service provided by a paid caregiver for a short period of time giving the primary caregiver a break

| Statewide<br>n=260 | District 8<br>n=160 | District 58<br>n=144 | District 69<br>n=93 |             |
|--------------------|---------------------|----------------------|---------------------|-------------|
| <u>%</u>           | <u>%</u>            | <u>%</u>             | <u>%</u>            |             |
| 22                 | 18                  | 26                   | 15                  | Yes         |
| 54                 | 63                  | 58                   | 56                  | No          |
| 2                  | 1                   | 1                    | 3                   | Not Sure    |
| 21                 | 19                  | 15                   | 26                  | No Response |

**6. In Virginia, the cost of long-term care in a nursing home is approximately \$64,000 per year, the cost of care in assisted living is approximately \$35,000 per year, and the cost of home and community-based services is approximately \$16 per hour. How confident are you that you would be able to pay for long-term care services for a year?**

| Statewide<br>n=944 | District 8<br>n=507 | District 58<br>n=509 | District 69<br>n=442 |                      |
|--------------------|---------------------|----------------------|----------------------|----------------------|
| <u>%</u>           | <u>%</u>            | <u>%</u>             | <u>%</u>             |                      |
| 11                 | 4                   | 12                   | 4                    | Extremely Confident  |
| 9                  | 10                  | 13                   | 6                    | Very Confident       |
| 22                 | 23                  | 19                   | 17                   | Somewhat Confident   |
| 23                 | 28                  | 28                   | 27                   | Not Very Confident   |
| 29                 | 32                  | 24                   | 42                   | Not at all Confident |
| 6                  | 2                   | 4                    | 5                    | No Response          |

**7. The Commonwealth of Virginia, along with the federal government, play a major role in the financing of long-term care services for older persons through the Medicaid program. Currently, most of these funds are directed toward nursing home care.**

**Do you support or oppose allowing people who are eligible for nursing home care financed through Medicaid to receive their care at home or in community-based settings instead, as long as it was what they want and it does not cost more than care in a nursing home?**

| Statewide<br>n=944 | District 8<br>n=507 | District 58<br>n=509 | District 69<br>n=442 |                            |
|--------------------|---------------------|----------------------|----------------------|----------------------------|
| <u>%</u>           | <u>%</u>            | <u>%</u>             | <u>%</u>             |                            |
| 68                 | 67                  | 71                   | 61                   | Strongly Support           |
| 19                 | 23                  | 18                   | 23                   | Somewhat Support           |
| 6                  | 6                   | 5                    | 8                    | Neither Support Nor Oppose |
| 1                  | 1                   | 1                    | 1                    | Somewhat Oppose            |
| 1                  | 1                   | 1                    | 2                    | Strongly Oppose            |
| 6                  | 2                   | 4                    | 5                    | No Response                |

**8. Do you support or oppose AARP in Virginia advocating for long-term care services that help people remain in their own homes or communities?**

| Statewide<br>n=944 | District 8<br>n=507 | District 58<br>n=509 | District 69<br>n=442 |                            |
|--------------------|---------------------|----------------------|----------------------|----------------------------|
| <u>%</u>           | <u>%</u>            | <u>%</u>             | <u>%</u>             |                            |
| 75                 | 73                  | 77                   | 78                   | Strongly Support           |
| 14                 | 19                  | 15                   | 13                   | Somewhat Support           |
| 4                  | 5                   | 3                    | 4                    | Neither Support Nor Oppose |
| 1                  | <.5                 | 1                    | <.5                  | Somewhat Oppose            |
| 1                  | <.5                 | 1                    | <.5                  | Strongly Oppose            |
| 5                  | 3                   | 4                    | 5                    | No Response                |

**9. If a candidate for state office supported initiatives to make it easier for people to stay at home and in their communities if they chose to when they need long-term care, would you be more likely to vote for that candidate, less likely to vote for him or her, or would it not make any difference?**

| Statewide<br>n=944 | District 8<br>n=507 | District 58<br>n=509 | District 69<br>n=442 |                             |
|--------------------|---------------------|----------------------|----------------------|-----------------------------|
| <u>%</u>           | <u>%</u>            | <u>%</u>             | <u>%</u>             |                             |
| 76                 | 79                  | 77                   | 79                   | More Likely                 |
| 17                 | 18                  | 18                   | 15                   | Would not Make a Difference |
| 1                  | 1                   | 1                    | 1                    | Less Likely                 |
| 6                  | 2                   | 4                    | 5                    | No Response                 |

**10. How important is it to you personally that Virginia improves access to long-term care services by adopting the following strategies?**

- a. Creating a single, easy-to-use place to find long-term care information

| Statewide<br>n=944 | District 8<br>n=507 | District 58<br>n=509 | District 69<br>n=442 |                      |
|--------------------|---------------------|----------------------|----------------------|----------------------|
| <u>%</u>           | <u>%</u>            | <u>%</u>             | <u>%</u>             |                      |
| 47                 | 43                  | 43                   | 49                   | Extremely Important  |
| 30                 | 35                  | 37                   | 34                   | Very Important       |
| 11                 | 12                  | 12                   | 7                    | Somewhat Important   |
| 3                  | 2                   | 2                    | 1                    | Not Very Important   |
| 1                  | 1                   | 1                    | 1                    | Not at all Important |
| 10                 | 7                   | 5                    | 8                    | No Response          |

b. Improving information and outreach about available long-term care services

| Statewide<br>n=944 | District 8<br>n=507 | District 58<br>n=509 | District 69<br>n=442 |                      |
|--------------------|---------------------|----------------------|----------------------|----------------------|
| <u>%</u>           | <u>%</u>            | <u>%</u>             | <u>%</u>             |                      |
| 46                 | 41                  | 44                   | 47                   | Extremely Important  |
| 32                 | 38                  | 34                   | 34                   | Very Important       |
| 9                  | 10                  | 13                   | 6                    | Somewhat Important   |
| 2                  | 1                   | 2                    | 1                    | Not Very Important   |
| 1                  | 2                   | 1                    | 1                    | Not at all Important |
| 11                 | 9                   | 6                    | 11                   | No Response          |

c. Creating a system to help consumers access and apply for long-term care services

| Statewide<br>n=944 | District 8<br>n=507 | District 58<br>n=509 | District 69<br>n=442 |                      |
|--------------------|---------------------|----------------------|----------------------|----------------------|
| <u>%</u>           | <u>%</u>            | <u>%</u>             | <u>%</u>             |                      |
| 50                 | 45                  | 46                   | 55                   | Extremely Important  |
| 28                 | 35                  | 33                   | 30                   | Very Important       |
| 10                 | 11                  | 11                   | 5                    | Somewhat Important   |
| 2                  | 2                   | 4                    | 1                    | Not Very Important   |
| 1                  | 1                   | 1                    | <.5                  | Not at all Important |
| 9                  | 7                   | 5                    | 9                    | No Response          |

**11. Some people currently in nursing homes could be served at home or in other places with appropriate long-term care services. How important is it to you that Virginia establish a program to assist nursing home residents who are able and want to move back home or into other appropriate settings to do so?**

| Statewide<br>n=944 | District 8<br>n=507 | District 58<br>n=509 | District 69<br>n=442 |                      |
|--------------------|---------------------|----------------------|----------------------|----------------------|
| <u>%</u>           | <u>%</u>            | <u>%</u>             | <u>%</u>             |                      |
| 47                 | 45                  | 46                   | 52                   | Extremely Important  |
| 32                 | 38                  | 34                   | 35                   | Very Important       |
| 12                 | 10                  | 13                   | 9                    | Somewhat Important   |
| 2                  | 2                   | 3                    | 1                    | Not Very Important   |
| 1                  | 2                   | 1                    | 1                    | Not at all Important |
| 5                  | 3                   | 3                    | 2                    | No Response          |

**12. If a candidate for state office in Virginia supported improving consumer choice for long-term care services, would you be more likely to vote for that candidate, less likely to vote for him or her, or would it not make any difference?**

| Statewide<br>n=944 | District 8<br>n=507 | District 58<br>n=509 | District 69<br>n=442 |                             |
|--------------------|---------------------|----------------------|----------------------|-----------------------------|
| <u>%</u>           | <u>%</u>            | <u>%</u>             | <u>%</u>             |                             |
| 75                 | 77                  | 76                   | 80                   | More Likely                 |
| 19                 | 19                  | 19                   | 16                   | Would not Make a Difference |
| 1                  | 1                   | 1                    | 1                    | Less Likely                 |
| 5                  | 3                   | 3                    | 4                    | No Response                 |

## Transportation

**13. How often do you get out of your house or apartment and go somewhere, for example, shopping, visiting, appointments, work, or exercising in a typical week?**

| Statewide<br>n=944 | District 8<br>n=507 | District 58<br>n=509 | District 69<br>n=442 |                 |
|--------------------|---------------------|----------------------|----------------------|-----------------|
| <u>%</u>           | <u>%</u>            | <u>%</u>             | <u>%</u>             |                 |
| <.5                | 1                   | 1                    | 1                    | Not at all      |
| 6                  | 5                   | 8                    | 13                   | 1 or 2 Times    |
| 12                 | 13                  | 14                   | 14                   | 3 or 4 Times    |
| 16                 | 14                  | 15                   | 16                   | 5 or 6 Times    |
| 59                 | 63                  | 58                   | 52                   | 7 or More Times |
| 2                  | 1                   | 2                    | 1                    | Not Sure        |
| 5                  | 2                   | 4                    | 4                    | No Response     |

**14. How often would you like to get out of your house or apartment and go somewhere, for example, shopping, visiting, appointments, work, or exercising in a typical week?**

| Statewide<br>n=944 | District 8<br>n=507 | District 58<br>n=509 | District 69<br>n=442 |                 |
|--------------------|---------------------|----------------------|----------------------|-----------------|
| <u>%</u>           | <u>%</u>            | <u>%</u>             | <u>%</u>             |                 |
| 1                  | 1                   | 2                    | 1                    | Not at all      |
| 3                  | 4                   | 7                    | 4                    | 1 or 2 Times    |
| 12                 | 10                  | 13                   | 17                   | 3 or 4 Times    |
| 14                 | 13                  | 14                   | 14                   | 5 or 6 Times    |
| 55                 | 60                  | 53                   | 51                   | 7 or More Times |
| 7                  | 6                   | 4                    | 7                    | Not Sure        |
| 9                  | 6                   | 7                    | 6                    | No Response     |

**15. Have you driven a car or other motor vehicle in the last month?**

| Statewide<br>n=944 | District 8<br>n=507 | District 58<br>n=509 | District 69<br>n=442 |             |
|--------------------|---------------------|----------------------|----------------------|-------------|
| <u>%</u>           | <u>%</u>            | <u>%</u>             | <u>%</u>             |             |
| 88                 | 93                  | 93                   | 80                   | Yes         |
| 8                  | 5                   | 5                    | 17                   | No          |
| 4                  | 2                   | 3                    | 2                    | No Response |

**16. Have you or someone in your family stopped driving due to health conditions?**

| Statewide<br>n=944 | District 8<br>n=507 | District 58<br>n=509 | District 69<br>n=442 |  |
|--------------------|---------------------|----------------------|----------------------|--|
| <u>%</u>           | <u>%</u>            | <u>%</u>             | <u>%</u>             |  |
| 5                  | 3                   | 3                    | 6                    | Yes, <u>I</u> have stopped driving due to health                               |
| 18                 | 26                  | 21                   | 18                   | Yes, <u>someone in my family</u> stopped driving due to health                 |
| 0                  | <.5                 | 0                    | 1                    | Yes, <u>both someone in my family and I</u> have stopped driving due to health |
| 72                 | 69                  | 73                   | 72                   | No   |
| 5                  | 2                   | 3                    | 4                    | No Response  |

**17. In general, when you need to get somewhere how do you usually get there?**

| Statewide<br>n=944 | District 8<br>n=507 | District 58<br>n=509 | District 69<br>n=442 |   |
|--------------------|---------------------|----------------------|----------------------|---|
| <u>%</u>           | <u>%</u>            | <u>%</u>             | <u>%</u>             |   |
| 5                  | 2                   | 4                    | 7                    | Walk  |
| 86                 | 92                  | 92                   | 79                   | Drive   |
| 11                 | 6                   | 6                    | 19                   | Get a ride with family or friends   |
| 2                  | 1                   | <.5                  | 2                    | Take a taxi   |
| 2                  | <.5                 | 1                    | 6                    | Take public transportation  |
| 1                  | 1                   | 1                    | 2                    | Take a Senior or Community Van  |
| <.5                | 0                   | <.5                  | 2                    | Take transportation provided to people with disabilities who cannot use or get to public transportation   |
| 0                  | <.5                 | 0                    | 1                    | Get a ride with a volunteer driver who is part of a program offered by a local agency that pairs people who cannot drive with volunteer drivers |
| 4                  | 2                   | 4                    | 3                    | No Response   |

**18. How accessible are these types of transportation in your community?**

a. Taxi

| Statewide<br>n=944 | District 8<br>n=507 | District 58<br>n=509 | District 69<br>n=442 |                     |
|--------------------|---------------------|----------------------|----------------------|---------------------|
| <u>%</u>           | <u>%</u>            | <u>%</u>             | <u>%</u>             |                     |
| 34                 | 34                  | 21                   | 23                   | Very Accessible     |
| 27                 | 37                  | 25                   | 36                   | Somewhat Accessible |
| 26                 | 16                  | 41                   | 20                   | Not very Accessible |
| 10                 | 9                   | 10                   | 14                   | Not sure            |
| 4                  | 4                   | 3                    | 8                    | No Response         |



b. Public transportation

| Statewide<br>n=944 | District 8<br>n=507 | District 58<br>n=509 | District 69<br>n=442 |                     |
|--------------------|---------------------|----------------------|----------------------|---------------------|
| <u>%</u>           | <u>%</u>            | <u>%</u>             | <u>%</u>             |                     |
| 19                 | 8                   | 9                    | 32                   | Very Accessible     |
| 25                 | 35                  | 23                   | 26                   | Somewhat Accessible |
| 45                 | 47                  | 58                   | 29                   | Not very Accessible |
| 7                  | 5                   | 8                    | 7                    | Not sure            |
| 4                  | 4                   | 4                    | 6                    | No Response         |

c. Senior or community van

| Statewide n=944 | District 8<br>n=507 | District 58<br>n=509 | District 69<br>n=442 |                     |
|-----------------|---------------------|----------------------|----------------------|---------------------|
| <u>%</u>        | <u>%</u>            | <u>%</u>             | <u>%</u>             |                     |
| 11              | 12                  | 14                   | 11                   | Very Accessible     |
| 27              | 42                  | 40                   | 26                   | Somewhat Accessible |
| 20              | 16                  | 24                   | 17                   | Not very Accessible |
| 36              | 26                  | 18                   | 35                   | Not sure            |
| 6               | 4                   | 4                    | 11                   | No Response         |

d. Transportation for people with disabilities

| Statewide n=944 | District 8<br>n=507 | District 58<br>n=509 | District 69<br>n=442 |                     |
|-----------------|---------------------|----------------------|----------------------|---------------------|
| <u>%</u>        | <u>%</u>            | <u>%</u>             | <u>%</u>             |                     |
| 10              | 11                  | 13                   | 13                   | Very Accessible     |
| 25              | 40                  | 39                   | 31                   | Somewhat Accessible |
| 19              | 13                  | 20                   | 13                   | Not very Accessible |
| 39              | 31                  | 25                   | 32                   | Not sure            |
| 6               | 6                   | 4                    | 11                   | No Response         |

- e. Volunteer driver program offered by a local agency that pairs people who cannot drive with volunteer drivers

| Statewide<br>n=944 | District 8<br>n=507 | District 58<br>n=509 | District 69<br>n=442 |                     |
|--------------------|---------------------|----------------------|----------------------|---------------------|
| <u>%</u>           | <u>%</u>            | <u>%</u>             | <u>%</u>             |                     |
| 4                  | 4                   | 1                    | 3                    | Very Accessible     |
| 14                 | 15                  | 13                   | 16                   | Somewhat Accessible |
| 18                 | 20                  | 25                   | 15                   | Not very Accessible |
| 58                 | 55                  | 55                   | 53                   | Not sure            |
| 6                  | 6                   | 5                    | 13                   | No Response         |

**19. If you were unable to drive yourself, what transportation would you use to get you to the places you need and want to go?**

- a. Walk

| Statewide n=944 | District 8<br>n=507 | District 58<br>n=509 | District 69<br>n=442 |               |
|-----------------|---------------------|----------------------|----------------------|---------------|
| <u>%</u>        | <u>%</u>            | <u>%</u>             | <u>%</u>             |               |
| 40              | 32                  | 33                   | 35                   | Would Use     |
| 20              | 23                  | 23                   | 20                   | Would Not Use |
| 8               | 8                   | 13                   | 7                    | Not Available |
| 33              | 37                  | 31                   | 39                   | No Response   |

- b. Ride with family or friends

| Statewide n=944 | District 8<br>n=507 | District 58<br>n=509 | District 69<br>n=442 |               |
|-----------------|---------------------|----------------------|----------------------|---------------|
| <u>%</u>        | <u>%</u>            | <u>%</u>             | <u>%</u>             |               |
| 88              | 89                  | 87                   | 86                   | Would Use     |
| 1               | 1                   | 2                    | 2                    | Would Not Use |
| 2               | 3                   | 4                    | 3                    | Not Available |
| 9               | 7                   | 8                    | 10                   | No Response   |

c. Public transportation

| Statewide n=944 | District 8<br>n=507 | District 58<br>n=509 | District 69<br>n=442 |               |
|-----------------|---------------------|----------------------|----------------------|---------------|
| <u>%</u>        | <u>%</u>            | <u>%</u>             | <u>%</u>             |               |
| 38              | 31                  | 29                   | 44                   | Would Use     |
| 11              | 12                  | 7                    | 12                   | Would Not Use |
| 25              | 24                  | 36                   | 16                   | Not Available |
| 27              | 33                  | 27                   | 28                   | No Response   |

d. Taxi

| Statewide n=944 | District 8<br>n=507 | District 58<br>n=509 | District 69<br>n=442 |               |
|-----------------|---------------------|----------------------|----------------------|---------------|
| <u>%</u>        | <u>%</u>            | <u>%</u>             | <u>%</u>             |               |
| 48              | 48                  | 36                   | 41                   | Would Use     |
| 16              | 18                  | 19                   | 21                   | Would Not Use |
| 11              | 4                   | 20                   | 4                    | Not Available |
| 25              | 31                  | 25                   | 34                   | No Response   |

e. Senior or Community Van

| Statewide n=944 | District 8<br>n=507 | District 58<br>n=509 | District 69<br>n=442 |               |
|-----------------|---------------------|----------------------|----------------------|---------------|
| <u>%</u>        | <u>%</u>            | <u>%</u>             | <u>%</u>             |               |
| 46              | 50                  | 57                   | 45                   | Would Use     |
| 9               | 8                   | 7                    | 8                    | Would Not Use |
| 16              | 11                  | 15                   | 12                   | Not Available |
| 29              | 31                  | 21                   | 35                   | No Response   |

f. Transportation for those with disabilities

| Statewide n=944 | District 8<br>n=507 | District 58<br>n=509 | District 69<br>n=442 |               |
|-----------------|---------------------|----------------------|----------------------|---------------|
| <u>%</u>        | <u>%</u>            | <u>%</u>             | <u>%</u>             |               |
| 36              | 40                  | 39                   | 40                   | Would Use     |
| 14              | 15                  | 17                   | 14                   | Would Not Use |
| 17              | 11                  | 15                   | 10                   | Not Available |
| 34              | 35                  | 30                   | 37                   | No Response   |

g. Volunteer driver program run by a local agency that pairs people who cannot drive with volunteer drivers

| Statewide n=944 | District 8<br>n=507 | District 58<br>n=509 | District 69<br>n=442 |               |
|-----------------|---------------------|----------------------|----------------------|---------------|
| <u>%</u>        | <u>%</u>            | <u>%</u>             | <u>%</u>             |               |
| 40              | 42                  | 40                   | 38                   | Would Use     |
| 10              | 9                   | 9                    | 12                   | Would Not Use |
| 18              | 17                  | 24                   | 14                   | Not Available |
| 32              | 32                  | 27                   | 36                   | No Response   |

**20. Overall, how satisfied are you with how you get around in your community when you want or need to go someplace?**

| Statewide<br>n=944 | District 8<br>n=507 | District 58<br>n=509 | District 69<br>n=442 |                      |
|--------------------|---------------------|----------------------|----------------------|----------------------|
| <u>%</u>           | <u>%</u>            | <u>%</u>             | <u>%</u>             |                      |
| 41                 | 42                  | 40                   | 39                   | Extremely Satisfied  |
| 35                 | 39                  | 37                   | 34                   | Very Satisfied       |
| 16                 | 12                  | 16                   | 17                   | Somewhat Satisfied   |
| 5                  | 4                   | 3                    | 5                    | Not Very Satisfied   |
| 1                  | 1                   | 2                    | 3                    | Not at all Satisfied |
| 2                  | 3                   | 3                    | 3                    | No Response          |

**21. How important is it to you personally that the Commonwealth of Virginia increase funding for public transportation programs, particularly those serving the elderly and persons with disabilities?**

| Statewide<br>n=944 | District 8<br>n=507 | District 58<br>n=509 | District 69<br>n=442 |                      |
|--------------------|---------------------|----------------------|----------------------|----------------------|
| <u>%</u>           | <u>%</u>            | <u>%</u>             | <u>%</u>             |                      |
| 37                 | 36                  | 34                   | 47                   | Extremely Important  |
| 32                 | 36                  | 34                   | 35                   | Very Important       |
| 21                 | 19                  | 21                   | 13                   | Somewhat Important   |
| 6                  | 6                   | 7                    | 2                    | Not Very Important   |
| 2                  | 2                   | 3                    | 2                    | Not at all Important |
| 1                  | 2                   | 2                    | 1                    | No Response          |

**22. If a candidate for state office in Virginia supported expansion of funding for public transportation programs, particularly those serving the elderly and persons with disabilities, would you be more likely to vote for that candidate, less likely to vote for him or her, or would it not make any difference?**

| Statewide<br>n=944 | District 8<br>n=507 | District 58<br>n=509 | District 69<br>n=442 |                             |
|--------------------|---------------------|----------------------|----------------------|-----------------------------|
| <u>%</u>           | <u>%</u>            | <u>%</u>             | <u>%</u>             |                             |
| 69                 | 71                  | 68                   | 75                   | More Likely                 |
| 28                 | 27                  | 27                   | 22                   | Would not Make a Difference |
| 2                  | 1                   | 4                    | 1                    | Less Likely                 |
|                    | 2                   | 1                    | 3                    | No Response                 |

## Payday Loans

**23. Payday loans are short-term, high interest loans often used by people who need money before payday. These loans issued by check-cashing outlets in Virginia have up to a 390 annual percentage rate. Payday loan legislation in Virginia prohibits payday lenders from renewing, refinancing, extending payday loans or making more than one loan at a time to a borrower. However, many borrowers still renew their loans and are getting more than one loan at a time. The average payday loan borrower in Virginia obtains 12 loans a year.**

**How important is it to you for Virginia to strengthen laws and regulations that protect consumers from unfair and deceptive practices in check-cashing outlet payday loans?**

| Statewide<br>n=944 | District 8<br>n=507 | District 58<br>n=509 | District 69<br>n=442 |                      |
|--------------------|---------------------|----------------------|----------------------|----------------------|
| <u>%</u>           | <u>%</u>            | <u>%</u>             | <u>%</u>             |                      |
| 59                 | 62                  | 52                   | 59                   | Extremely Important  |
| 19                 | 23                  | 23                   | 23                   | Very Important       |
| 11                 | 6                   | 11                   | 9                    | Somewhat Important   |
| 4                  | 3                   | 6                    | 2                    | Not Very Important   |
| 5                  | 4                   | 6                    | 5                    | Not at all Important |
| 2                  | 2                   | 2                    | 2                    | No Response          |

**24. How important do you think each of the following consumer protection measures are for Virginia consumers who use payday loans?**

- a. Prohibiting triple-digit annual interest rates for payday loans by putting a reasonable cap on rates

| Statewide<br>n=944 | District 8<br>n=507 | District 58<br>n=509 | District 69<br>n=442 |                      |
|--------------------|---------------------|----------------------|----------------------|----------------------|
| <u>%</u>           | <u>%</u>            | <u>%</u>             | <u>%</u>             |                      |
| 62                 | 67                  | 61                   | 61                   | Extremely Important  |
| 18                 | 20                  | 20                   | 19                   | Very Important       |
| 7                  | 5                   | 8                    | 6                    | Somewhat Important   |
| 2                  | 2                   | 2                    | 2                    | Not Very Important   |
| 3                  | 2                   | 3                    | 2                    | Not at all Important |
| 8                  | 5                   | 6                    | 10                   | No Response          |

- b. Requiring reasonable loan terms to make it easier for customers to pay back the loan

| Statewide<br>n=944 | District 8<br>n=507 | District 58<br>n=509 | District 69<br>n=442 |                      |
|--------------------|---------------------|----------------------|----------------------|----------------------|
| <u>%</u>           | <u>%</u>            | <u>%</u>             | <u>%</u>             |                      |
| 58                 | 58                  | 56                   | 55                   | Extremely Important  |
| 22                 | 26                  | 24                   | 28                   | Very Important       |
| 7                  | 6                   | 10                   | 4                    | Somewhat Important   |
| 2                  | 2                   | 2                    | 1                    | Not Very Important   |
| 3                  | 2                   | 2                    | 1                    | Not at all Important |
| 9                  | 6                   | 6                    | 10                   | No Response          |

- c. Requiring that all fees be prominently and clearly displayed for consumers

| Statewide<br>n=944 | District 8<br>n=507 | District 58<br>n=509 | District 69<br>n=442 |                      |
|--------------------|---------------------|----------------------|----------------------|----------------------|
| <u>%</u>           | <u>%</u>            | <u>%</u>             | <u>%</u>             |                      |
| 68                 | 72                  | 69                   | 66                   | Extremely Important  |
| 17                 | 16                  | 17                   | 20                   | Very Important       |
| 4                  | 3                   | 5                    | 2                    | Somewhat Important   |
| 1                  | 1                   | 1                    | 1                    | Not Very Important   |
| 2                  | 2                   | 2                    | 1                    | Not at all Important |
| 9                  | 6                   | 6                    | 11                   | No Response          |

- d. Requiring disclosure of annual percentage rate

| Statewide<br>n=944 | District 8<br>n=507 | District 58<br>n=509 | District 69<br>n=442 |                      |
|--------------------|---------------------|----------------------|----------------------|----------------------|
| <u>%</u>           | <u>%</u>            | <u>%</u>             | <u>%</u>             |                      |
| 68                 | 71                  | 70                   | 65                   | Extremely Important  |
| 17                 | 17                  | 17                   | 17                   | Very Important       |
| 4                  | 3                   | 5                    | 4                    | Somewhat Important   |
| 1                  | 1                   | 1                    | 1                    | Not Very Important   |
| 2                  | 2                   | 2                    | 2                    | Not at all Important |
| 9                  | 6                   | 6                    | 12                   | No Response          |

- e. Prohibiting payday lenders from making a loan to a borrower who has an outstanding loan

| Statewide<br>n=944 | District 8<br>n=507 | District 58<br>n=509 | District 69<br>n=442 |                      |
|--------------------|---------------------|----------------------|----------------------|----------------------|
| <u>%</u>           | <u>%</u>            | <u>%</u>             | <u>%</u>             |                      |
| 49                 | 53                  | 48                   | 47                   | Extremely Important  |
| 21                 | 25                  | 23                   | 21                   | Very Important       |
| 12                 | 10                  | 17                   | 15                   | Somewhat Important   |
| 4                  | 3                   | 4                    | 3                    | Not Very Important   |
| 3                  | 3                   | 3                    | 3                    | Not at all Important |
| 10                 | 6                   | 6                    | 11                   | No Response          |

**25. If a candidate for state office in Virginia supported consumer protections in payday loans, would you be more likely to vote for that candidate, less likely to vote for him or her, or would it not make any difference?**

| Statewide<br>n=944 | District 8<br>n=507 | District 58<br>n=509 | District 69<br>n=442 |                             |
|--------------------|---------------------|----------------------|----------------------|-----------------------------|
| <u>%</u>           | <u>%</u>            | <u>%</u>             | <u>%</u>             |                             |
| 62                 | 69                  | 61                   | 65                   | More Likely                 |
| 30                 | 26                  | 33                   | 27                   | Would not Make a Difference |
| 3                  | 2                   | 3                    | 3                    | Less Likely                 |
| 6                  | 3                   | 3                    | 6                    | No Response                 |

## State Taxes

**26. Overall, would you say Virginia is currently on the right track or on the wrong track in its spending and taxing policies?**

| Statewide<br>n=944 | District 8<br>n=507 | District 58<br>n=509 | District 69<br>n=442 |                    |
|--------------------|---------------------|----------------------|----------------------|--------------------|
| <u>%</u>           | <u>%</u>            | <u>%</u>             | <u>%</u>             |                    |
| 26                 | 37                  | 32                   | 23                   | On the right track |
| 23                 | 21                  | 24                   | 20                   | On the wrong track |
| 47                 | 40                  | 41                   | 54                   | Not sure           |
| 4                  | 2                   | 3                    | 3                    | No Response        |



**27. Overall, would you say property taxes in your county are too high, too low, or just about right for the services provided including police and fire protection, parks and recreation, schools, and social services?**

| Statewide<br>n=944 | District 8<br>n=507 | District 58<br>n=509 | District 69<br>n=442 |                  |
|--------------------|---------------------|----------------------|----------------------|------------------|
| <u>%</u>           | <u>%</u>            | <u>%</u>             | <u>%</u>             |                  |
| 47                 | 34                  | 46                   | 56                   | Too high         |
| 40                 | 53                  | 42                   | 26                   | Just about right |
| 2                  | 1                   | 3                    | 1                    | Too low          |
| 8                  | 11                  | 8                    | 14                   | Not sure         |
| 3                  | 2                   | 2                    | 2                    | No Response      |

**28. If the state were to try to control the growth in property taxes by giving additional state funds to local governments that cut property taxes while maintaining local services, how do you think they should pay for it?**

| Statewide<br>n=944 | District 8<br>n=507 | District 58<br>n=509 | District 69<br>n=442 |   |
|--------------------|---------------------|----------------------|----------------------|---|
| <u>%</u>           | <u>%</u>            | <u>%</u>             | <u>%</u>             |   |
| 32                 | 35                  | 34                   | 27                   | Through a combination of both cuts in other state spending and raising other tax revenues |
| 21                 | 17                  | 21                   | 19                   | By only cuts in other state spending  |
| 7                  | 9                   | 8                    | 4                    | By only raising other tax revenues  |
| 35                 | 37                  | 34                   | 47                   | Not sure  |
| 5                  | 4                   | 3                    | 3                    | No Response   |

**29. If there have to be cuts in state spending to control the growth in property taxes, how strongly would you support or oppose cuts in the following services?**

a. Health care and long-term care services for children, older persons, and people with disabilities

| Statewide<br>n=944 | District 8<br>n=507 | District 58<br>n=509 | District 69<br>n=442 |                                 |
|--------------------|---------------------|----------------------|----------------------|---------------------------------|
| <u>%</u>           | <u>%</u>            | <u>%</u>             | <u>%</u>             |                                 |
| 4                  | 4                   | 4                    | 5                    | Strongly Support Cuts           |
| 6                  | 5                   | 6                    | 5                    | Somewhat Support Cuts           |
| 14                 | 10                  | 15                   | 10                   | Neither Support Nor Oppose Cuts |
| 21                 | 23                  | 22                   | 20                   | Somewhat Oppose Cuts            |
| 49                 | 55                  | 49                   | 55                   | Strongly Oppose Cuts            |
| 7                  | 4                   | 4                    | 6                    | No Response                     |

b. Education, including K-12 and higher education

| Statewide<br>n=944 | District 8<br>n=507 | District 58<br>n=509 | District 69<br>n=442 |                                 |
|--------------------|---------------------|----------------------|----------------------|---------------------------------|
| <u>%</u>           | <u>%</u>            | <u>%</u>             | <u>%</u>             |                                 |
| 5                  | 5                   | 6                    | 5                    | Strongly Support Cuts           |
| 11                 | 11                  | 12                   | 7                    | Somewhat Support Cuts           |
| 17                 | 15                  | 17                   | 15                   | Neither Support Nor Oppose Cuts |
| 19                 | 20                  | 18                   | 21                   | Somewhat Oppose Cuts            |
| 40                 | 44                  | 42                   | 44                   | Strongly Oppose Cuts            |
| 8                  | 6                   | 5                    | 8                    | No Response                     |

c. Public safety including police, courts, and jails

| Statewide<br>n=944 | District 8<br>n=507 | District 58<br>n=509 | District 69<br>n=442 |                                 |
|--------------------|---------------------|----------------------|----------------------|---------------------------------|
| <u>%</u>           | <u>%</u>            | <u>%</u>             | <u>%</u>             |                                 |
| 4                  | 3                   | 4                    | 5                    | Strongly Support Cuts           |
| 8                  | 12                  | 13                   | 10                   | Somewhat Support Cuts           |
| 19                 | 16                  | 20                   | 13                   | Neither Support Nor Oppose Cuts |
| 24                 | 28                  | 24                   | 25                   | Somewhat Oppose Cuts            |
| 38                 | 37                  | 34                   | 42                   | Strongly Oppose Cuts            |
| 8                  | 5                   | 5                    | 7                    | No Response                     |

d. Transportation including public transportation and highway/road maintenance and construction

| Statewide<br>n=944 | District 8<br>n=507 | District 58<br>n=509 | District 69<br>n=442 |                                 |
|--------------------|---------------------|----------------------|----------------------|---------------------------------|
| <u>%</u>           | <u>%</u>            | <u>%</u>             | <u>%</u>             |                                 |
| 5                  | 3                   | 5                    | 4                    | Strongly Support Cuts           |
| 12                 | 13                  | 15                   | 12                   | Somewhat Support Cuts           |
| 20                 | 18                  | 23                   | 19                   | Neither Support Nor Oppose Cuts |
| 28                 | 33                  | 28                   | 27                   | Somewhat Oppose Cuts            |
| 28                 | 29                  | 26                   | 30                   | Strongly Oppose Cuts            |
| 7                  | 5                   | 5                    | 7                    | No Response                     |

**30. If there have to be increases in other tax revenues to control the growth in property taxes, how strongly would you support or oppose increases in the following taxes?**

a. Increasing taxes on corporations

| Statewide<br>n=944 | District 8<br>n=507 | District 58<br>n=509 | District 69<br>n=442 |                            |
|--------------------|---------------------|----------------------|----------------------|----------------------------|
| <u>%</u>           | <u>%</u>            | <u>%</u>             | <u>%</u>             |                            |
| 38                 | 31                  | 36                   | 40                   | Strongly Support           |
| 31                 | 38                  | 30                   | 32                   | Somewhat Support           |
| 12                 | 15                  | 15                   | 14                   | Neither Support Nor Oppose |
| 5                  | 5                   | 7                    | 3                    | Somewhat Oppose            |
| 5                  | 3                   | 4                    | 2                    | Strongly Oppose            |
| 9                  | 8                   | 8                    | 10                   | No Response                |

b. Increasing the state sales tax

| Statewide<br>n=944 | District 8<br>n=507 | District 58<br>n=509 | District 69<br>n=442 |                            |
|--------------------|---------------------|----------------------|----------------------|----------------------------|
| <u>%</u>           | <u>%</u>            | <u>%</u>             | <u>%</u>             |                            |
| 10                 | 9                   | 9                    | 5                    | Strongly Support           |
| 28                 | 32                  | 29                   | 25                   | Somewhat Support           |
| 15                 | 18                  | 15                   | 19                   | Neither Support Nor Oppose |
| 19                 | 17                  | 20                   | 20                   | Somewhat Oppose            |
| 19                 | 17                  | 20                   | 22                   | Strongly Oppose            |
| 10                 | 8                   | 8                    | 10                   | No Response                |

c. Increasing the income tax rate for households with incomes above \$100,000

| Statewide<br>n=944 | District 8<br>n=507 | District 58<br>n=509 | District 69<br>n=442 |                            |
|--------------------|---------------------|----------------------|----------------------|----------------------------|
| <u>%</u>           | <u>%</u>            | <u>%</u>             | <u>%</u>             |                            |
| 37                 | 41                  | 35                   | 37                   | Strongly Support           |
| 27                 | 33                  | 31                   | 33                   | Somewhat Support           |
| 12                 | 10                  | 12                   | 12                   | Neither Support Nor Oppose |
| 8                  | 5                   | 8                    | 5                    | Somewhat Oppose            |
| 8                  | 4                   | 7                    | 5                    | Strongly Oppose            |
| 9                  | 7                   | 7                    | 8                    | No Response                |

d. Increasing taxes on cigarettes and alcohol

| Statewide<br>n=944 | District 8<br>n=507 | District 58<br>n=509 | District 69<br>n=442 |                            |
|--------------------|---------------------|----------------------|----------------------|----------------------------|
| <u>%</u>           | <u>%</u>            | <u>%</u>             | <u>%</u>             |                            |
| 57                 | 57                  | 59                   | 48                   | Strongly Support           |
| 17                 | 20                  | 20                   | 23                   | Somewhat Support           |
| 9                  | 9                   | 9                    | 12                   | Neither Support Nor Oppose |
| 3                  | 4                   | 2                    | 5                    | Somewhat Oppose            |
| 7                  | 5                   | 5                    | 6                    | Strongly Oppose            |
| 7                  | 5                   | 6                    | 8                    | No Response                |

**31. If a candidate for state office in Virginia supported giving additional state funds to local governments that cut property taxes while maintaining local services, would you be more likely to vote for that candidate, less likely to vote for him or her, or would it not make any difference?**

| Statewide<br>n=944 | District 8<br>n=507 | District 58<br>n=509 | District 69<br>n=442 |                                |
|--------------------|---------------------|----------------------|----------------------|--------------------------------|
| <u>%</u>           | <u>%</u>            | <u>%</u>             | <u>%</u>             |                                |
| 64                 | 63                  | 60                   | 63                   | More Likely                    |
| 25                 | 29                  | 29                   | 25                   | Would not Make a<br>Difference |
| 4                  | 4                   | 4                    | 4                    | Less Likely                    |
| 8                  | 4                   | 7                    | 8                    | No Response                    |

## About You

The following questions are for classification purposes only and will be kept entirely confidential.

**D1. In the last 12 months, have you accessed the Internet from your home or work, or from some other source such as your local library?**

| Statewide<br>n=944 | District 8<br>n=507 | District 58<br>n=509 | District 69<br>n=442 |             |
|--------------------|---------------------|----------------------|----------------------|-------------|
| <u>%</u>           | <u>%</u>            | <u>%</u>             | <u>%</u>             |             |
| 61                 | 65                  | 70                   | 49                   | Yes         |
| 32                 | 32                  | 25                   | 47                   | No          |
| 6                  | 3                   | 6                    | 5                    | No Response |

**D2. Are you male or female?**

| Statewide<br>n=944 | District 8<br>n=507 | District 58<br>n=509 | District 69<br>n=442 |             |
|--------------------|---------------------|----------------------|----------------------|-------------|
| <u>%</u>           | <u>%</u>            | <u>%</u>             | <u>%</u>             |             |
| 47                 | 52                  | 52                   | 34                   | Male        |
| 48                 | 45                  | 43                   | 62                   | Female      |
| 6                  | 3                   | 5                    | 4                    | No Response |

**D3. What is your age as of your last birthday? \_\_\_\_\_ (in years)**

| Statewide<br>n=944 | District 8<br>n=507 | District 58<br>n=509 | District 69<br>n=442 |             |
|--------------------|---------------------|----------------------|----------------------|-------------|
| <u>%</u>           | <u>%</u>            | <u>%</u>             | <u>%</u>             |             |
| 30                 | 28                  | 28                   | 29                   | 50-59       |
| 39                 | 42                  | 44                   | 39                   | 60-74       |
| 23                 | 26                  | 22                   | 25                   | 75+         |
| 8                  | 5                   | 6                    | 7                    | No Response |

**D4. What is your current marital status?**

| Statewide<br>n=944 | District 8<br>n=507 | District 58<br>n=509 | District 69<br>n=442 |                               |
|--------------------|---------------------|----------------------|----------------------|-------------------------------|
| <u>%</u>           | <u>%</u>            | <u>%</u>             | <u>%</u>             |                               |
| 57                 | 68                  | 67                   | 35                   | Now married                   |
| 18                 | 16                  | 11                   | 27                   | Widowed                       |
| 12                 | 9                   | 9                    | 21                   | Divorced                      |
| 5                  | 3                   | 4                    | 8                    | Single, that is never married |
| 2                  | 1                   | 3                    | 2                    | Living with partner           |
| 1                  | 1                   | 1                    | 1                    | Separated                     |
| 6                  | 3                   | 5                    | 5                    | No Response                   |

**D5. Thinking about your state elections for Virginia Governor and Legislators in the last ten years, which of the following best describes your voting behavior?**

| Statewide<br>n=944 | District 8<br>n=507 | District 58<br>n=509 | District 69<br>n=442 |                    |
|--------------------|---------------------|----------------------|----------------------|--------------------|
| <u>%</u>           | <u>%</u>            | <u>%</u>             | <u>%</u>             |                    |
| 71                 | 72                  | 76                   | 62                   | Always vote        |
| 16                 | 18                  | 11                   | 22                   | Sometimes miss one |
| 4                  | 3                   | 5                    | 8                    | Rarely vote        |
| 3                  | 5                   | 3                    | 4                    | Never vote         |
| 6                  | 3                   | 5                    | 5                    | No Response        |

**D6. What is the highest level of education that you completed?**

| Statewide<br>n=944 | District 8<br>n=507 | District 58<br>n=509 | District 69<br>n=442 |   |
|--------------------|---------------------|----------------------|----------------------|---|
| <u>%</u>           | <u>%</u>            | <u>%</u>             | <u>%</u>             |   |
| 9                  | 8                   | 6                    | 13                   | 0 – 12 <sup>th</sup> grade (no diploma)           |
| 18                 | 23                  | 13                   | 24                   | High school graduate (or equivalent)              |
| 4                  | 5                   | 5                    | 4                    | Post-high school vocational or technical training |
| 16                 | 18                  | 16                   | 16                   | Some college (no degree)                          |
| 6                  | 5                   | 5                    | 6                    | 2- year college degree                            |
| 12                 | 13                  | 16                   | 11                   | 4- year college degree                            |
| 6                  | 4                   | 6                    | 4                    | Post graduate study                               |
| 17                 | 16                  | 24                   | 11                   | Graduate or professional degree(s)                |
| 12                 | 7                   | 9                    | 12                   | No Response                                       |

**D7. Which of the following best describes your current employment status?**

| Statewide<br>n=944 | District 8<br>n=507 | District 58<br>n=509 | District 69<br>n=442 |                                     |
|--------------------|---------------------|----------------------|----------------------|-------------------------------------|
| <u>%</u>           | <u>%</u>            | <u>%</u>             | <u>%</u>             |                                     |
| 29                 | 29                  | 27                   | 27                   | Employed or self-employed full-time |
| 45                 | 47                  | 47                   | 54                   | Retired, not working at all         |
| 10                 | 9                   | 12                   | 6                    | Employed or self-employed part-time |
| 5                  | 6                   | 4                    | 2                    | Homemaker                           |
| 1                  | 1                   | 1                    | 1                    | Unemployed, looking for work        |
| 3                  | 5                   | 2                    | 6                    | Other                               |
| 8                  | 3                   | 6                    | 5                    | No Response                         |

**D8. Are you of Hispanic, Spanish, or Latino origin or descent?**

| Statewide<br>n=944 | District 8<br>n=507 | District 58<br>n=509 | District 69<br>n=442 |             |
|--------------------|---------------------|----------------------|----------------------|-------------|
| <u>%</u>           | <u>%</u>            | <u>%</u>             | <u>%</u>             |             |
| 2                  | 1                   | 1                    | 1                    | Yes         |
| 90                 | 95                  | 92                   | 90                   | No          |
| 1                  | 1                   | 1                    | 1                    | Not sure    |
| 8                  | 4                   | 6                    | 8                    | No Response |

**D9. What is your race?**

| Statewide<br>n=944 | District 8<br>n=507 | District 58<br>n=509 | District 69<br>n=442 |                                     |
|--------------------|---------------------|----------------------|----------------------|-------------------------------------|
| <u>%</u>           | <u>%</u>            | <u>%</u>             | <u>%</u>             |                                     |
| 83                 | 92                  | 88                   | 50                   | White-Caucasian                     |
| 8                  | 3                   | 5                    | 42                   | Black or African-American           |
| <.5                | 0                   | 0                    | 0                    | Native Hawaiian or Pacific Islander |
| 1                  | <.5                 | 1                    | <.5                  | Asian                               |
| 1                  | 1                   | <.5                  | 1                    | American Indian or Alaska Native    |
| 1                  | 1                   | <.5                  | 1                    | Other                               |
| 7                  | 4                   | 6                    | 5                    | No Response                         |

**D10. What is your 5-digit zip code? (WRITE IN YOUR ZIP CODE.)** \_\_\_\_ \_

Available upon request

**D11. In what county do you live? (WRITE IN COUNTY.)**

Available upon request

**D12. What was your annual household income before taxes in 2004?**

| Statewide<br>n=944 | District 8<br>n=507 | District 58<br>n=509 | District 69<br>n=442 |                                  |
|--------------------|---------------------|----------------------|----------------------|----------------------------------|
| <u>%</u>           | <u>%</u>            | <u>%</u>             | <u>%</u>             |                                  |
| 10                 | 8                   | 5                    | 18                   | Less than \$15,000               |
| 18                 | 24                  | 19                   | 33                   | \$15,000 but less than \$35,000  |
| 16                 | 18                  | 19                   | 17                   | \$35,000 but less than \$50,000  |
| 17                 | 20                  | 21                   | 15                   | \$50,000 but less than \$75,000  |
| 12                 | 9                   | 13                   | 6                    | \$75,000 but less than \$100,000 |
| 17                 | 11                  | 13                   | 4                    | \$100,000 or more                |
| 11                 | 10                  | 10                   | 8                    | No Response                      |



**D13. Do you consider yourself to be a Democrat, a Republican, an Independent, or something else?**

| Statewide<br>n=944 | District 8<br>n=507 | District 58<br>n=509 | District 69<br>n=442 |             |
|--------------------|---------------------|----------------------|----------------------|-------------|
| <u>%</u>           | <u>%</u>            | <u>%</u>             | <u>%</u>             |             |
| 34                 | 35                  | 28                   | 54                   | Democrat    |
| 32                 | 30                  | 31                   | 18                   | Republican  |
| 24                 | 26                  | 32                   | 16                   | Independent |
| 5                  | 6                   | 5                    | 6                    | Other       |
| 5                  | 4                   | 4                    | 5                    | No Response |

**D14. How would you characterize your political views?**

| Statewide<br>n=944 | District 8<br>n=507 | District 58<br>n=509 | District 69<br>n=442 |                   |
|--------------------|---------------------|----------------------|----------------------|-------------------|
| <u>%</u>           | <u>%</u>            | <u>%</u>             | <u>%</u>             |                   |
| 47                 | 47                  | 46                   | 46                   | Moderate          |
| 32                 | 35                  | 31                   | 23                   | Conservative      |
| 10                 | 9                   | 12                   | 13                   | Liberal           |
| 7                  | 6                   | 7                    | 12                   | None of the above |
| 5                  | 4                   | 4                    | 7                    | No Response       |

**D15. How would you describe your current health?**

| Statewide<br>n=944 | District 8<br>n=507 | District 58<br>n=509 | District 69<br>n=442 |             |
|--------------------|---------------------|----------------------|----------------------|-------------|
| <u>%</u>           | <u>%</u>            | <u>%</u>             | <u>%</u>             |             |
| 28                 | 26                  | 34                   | 20                   | Very Good   |
| 47                 | 46                  | 44                   | 48                   | Good        |
| 18                 | 22                  | 18                   | 24                   | Fair        |
| 4                  | 4                   | 2                    | 6                    | Poor        |
| 1                  | 1                   | <.5                  | 1                    | Very Poor   |
| 2                  | 2                   | 2                    | 1                    | No Response |

**D16. Does any disability, handicap, or chronic disease keep you from participating fully in work, school, housework, or other activities?**

| Statewide<br>n=944 | District 8<br>n=507 | District 58<br>n=509 | District 69<br>n=442 |             |
|--------------------|---------------------|----------------------|----------------------|-------------|
| <u>%</u>           | <u>%</u>            | <u>%</u>             | <u>%</u>             |             |
| 26                 | 26                  | 20                   | 33                   | Yes         |
| 72                 | 72                  | 78                   | 66                   | No          |
| 2                  | 2                   | 2                    | 2                    | No Response |

**D17. Do you own or rent your home?**

| Statewide<br>n=944 | District 8<br>n=507 | District 58<br>n=509 | District 69<br>n=442 |             |
|--------------------|---------------------|----------------------|----------------------|-------------|
| <u>%</u>           | <u>%</u>            | <u>%</u>             | <u>%</u>             |             |
| 88                 | 89                  | 91                   | 70                   | Own         |
| 8                  | 9                   | 7                    | 29                   | Rent        |
| 4                  | 3                   | 3                    | 2                    | No Response |

**Thank you for completing this survey. Please use the postage-paid envelope and return it to State Member Research, AARP, 601 E Street, NW, Washington, DC 20049, by June 8, 2005.**

**AARP**  
**Knowledge Management**  
**For more information contact Rachelle Cummins (202) 434-6297**