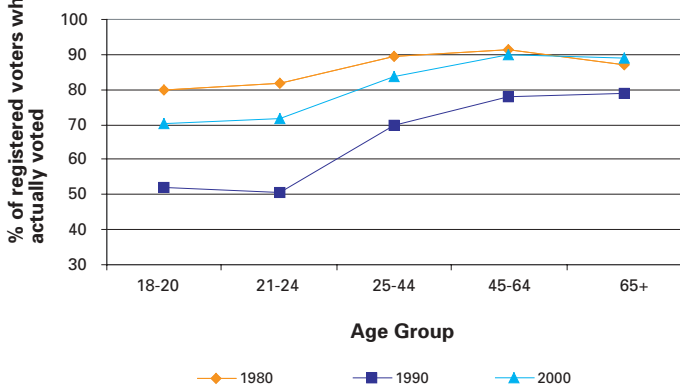


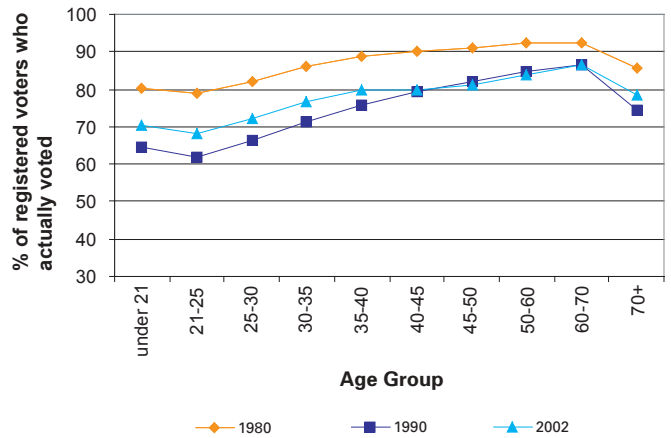
# Politics and Aging Fact Sheet

## Voter Turnout in the United States, Germany, Sweden, the United Kingdom, and Japan

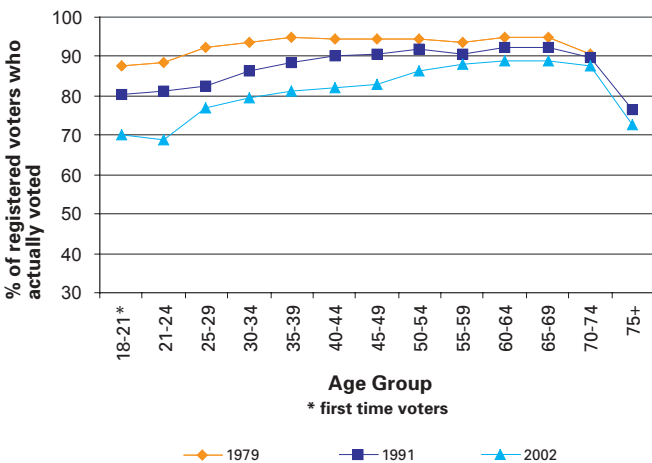
U.S. Voter Turnout by Age Group in 1980, 1990, and 2000



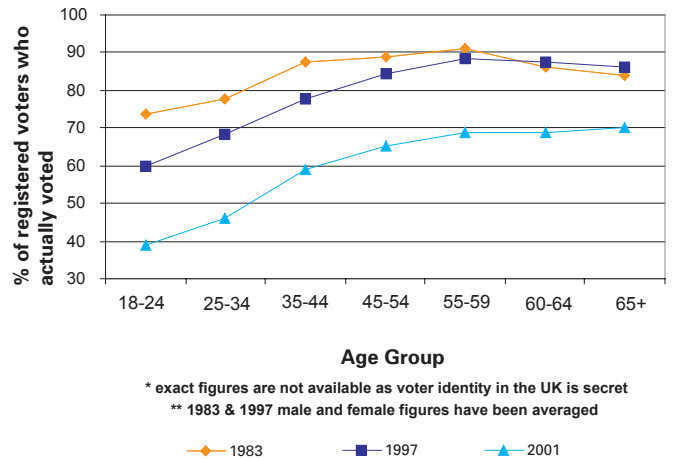
German Voter Turnout by Age Group in 1980, 1990, and 2002



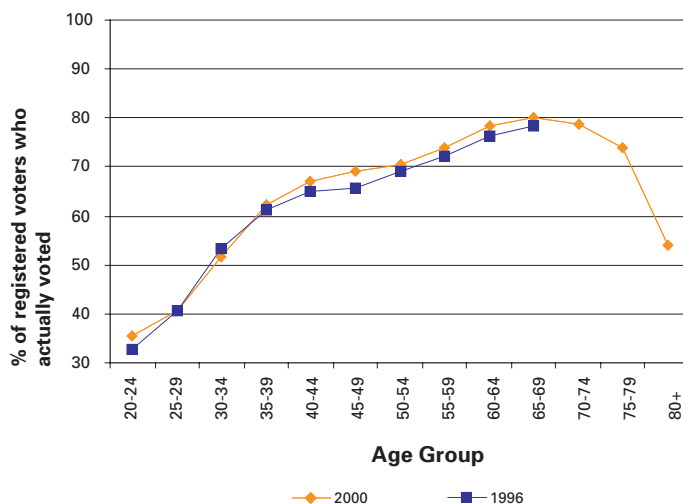
Swedish Voter Turnout by Age Group in 1979, 1991, and 2001



U.K. Estimated\* Voter Turnout by Age Group in 1983, 1997, and 2001\*\*

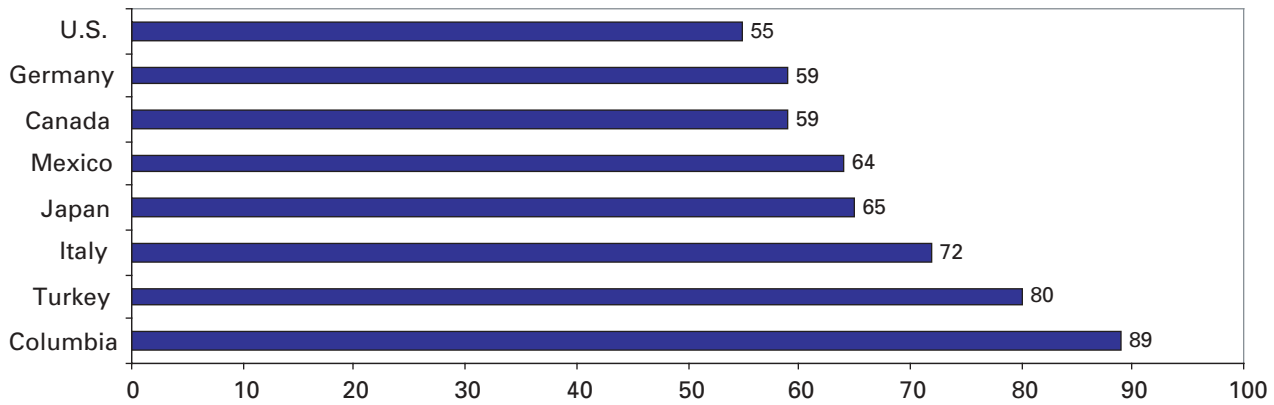


Japan Estimated Voter Turnout by Age Group in 1996, 2000



## International Survey Results from 1998 and 2002

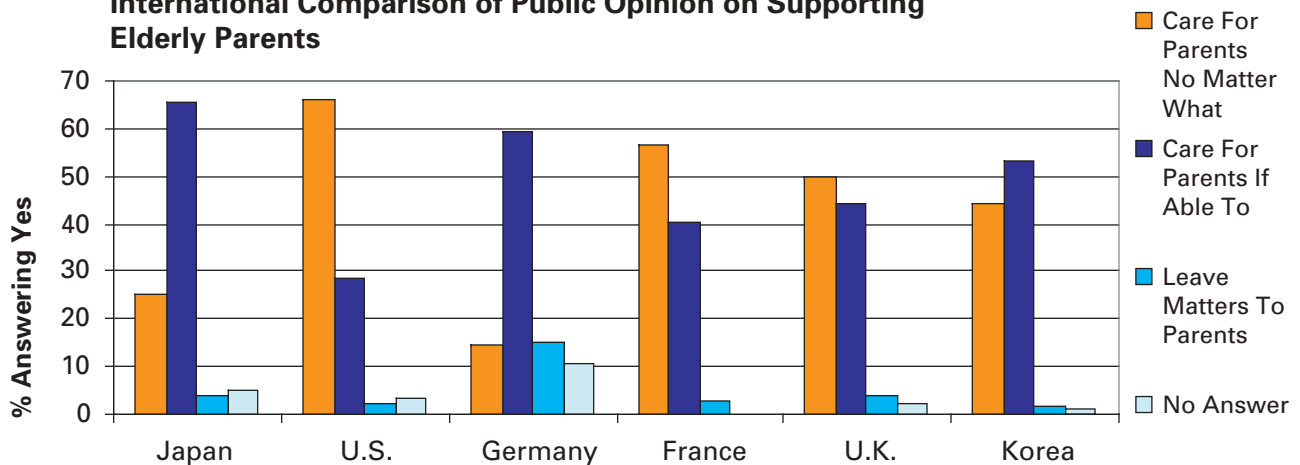
### Anxiety Index



### % Worried About Supporting Selves in Old Age

People in the 18–54 age range have significant concerns about their financial health in retirement.

### International Comparison of Public Opinion on Supporting Elderly Parents



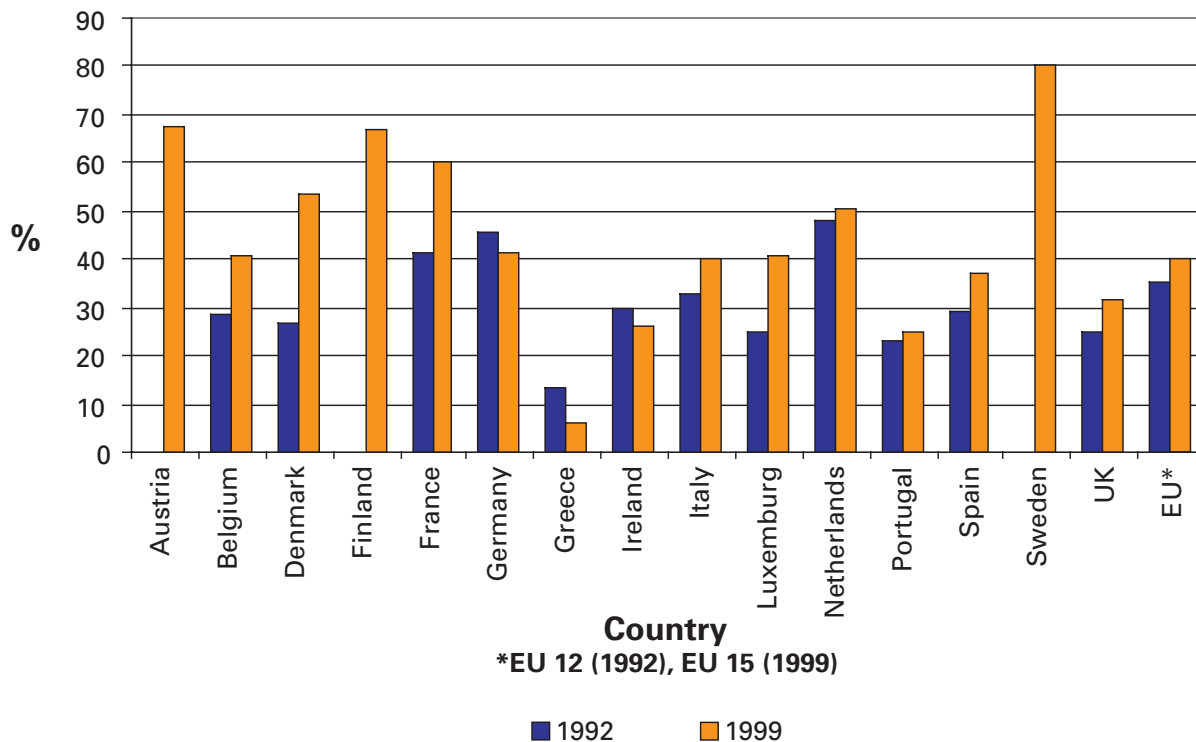
Overwhelming majorities of people in Japan, the United States, Germany, France, the United Kingdom, and Korea say they will support their parents as they grow older if they have sufficient means.

## Eurobarometer Survey Results from 1999

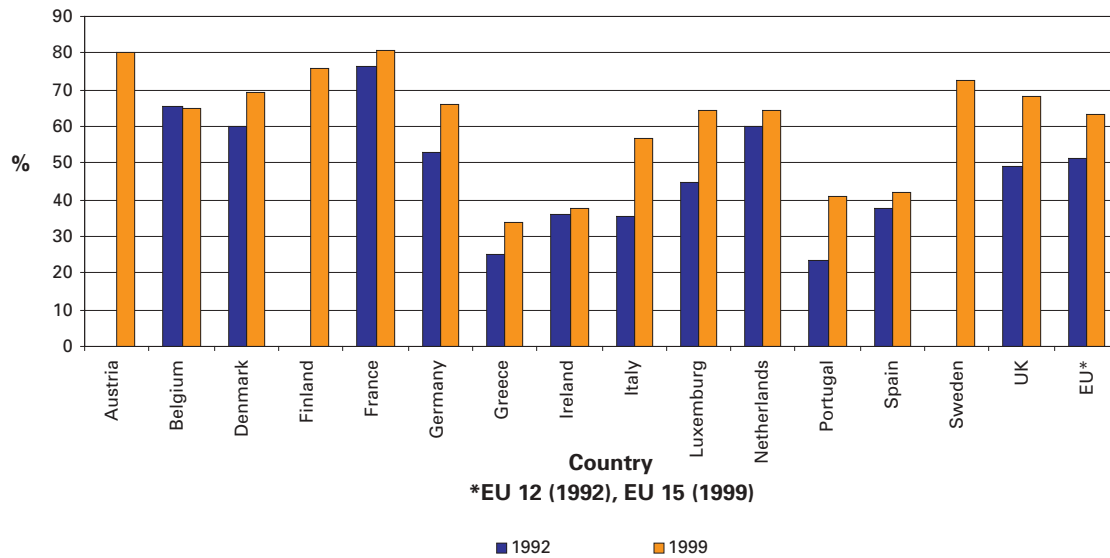
### Key Findings of the 1999 Eurobarometer Survey

- continuing belief in solidarity and occupational welfare as the basis for pension provision;
- increasing pessimism that policy makers will keep faith with the pensions contract;
- very strong support for legislation to outlaw age discrimination;
- a generally permissive attitude towards paid work after retirement;
- enduring strength of intergenerational solidarity within families in the care of older people;
- strong support for the state taking a lead role in the care of dependent older people;
- increasing support for the empowerment of older people in the care process.

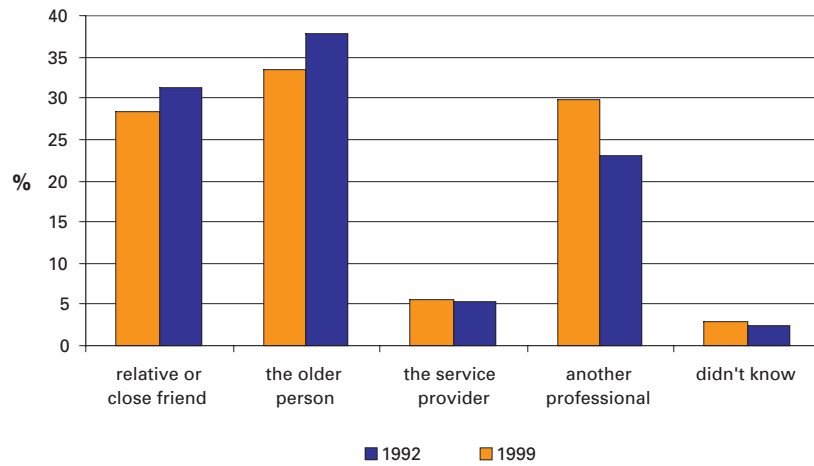
### Percentage Saying that in the Future People Will Have to Retire Later



**Percentage Saying that in the Future People Will Get Less Pension for Their Contributions**



**The Best Person to Decide on Services for Older People (European Community)**



**Sources**

U.S. Census Bureau (<http://www.census.gov/population/socdemo/voting/p20-542/tab01.pdf>) and Federal Election Commission (<http://www.fec.gov/pages/agedemog.htm>)

Federal Returning Officer ([www.bundeswahllieder.de](http://www.bundeswahllieder.de))

Statistics Sweden

National Centre for Social Research and MORI

The Association For Promoting Fair Election, 2001

Ipsos-Reid; June 10, 2002

The 6th World Youth Survey, Youth Affairs Administration, Management and Coordination Agency, December 1998, (<http://jin.jcic.or.jp/stat/stats/22OPN32.html>)

*Euro Barometer Special Report 69 (Age and Attitudes, 1992)*, ([http://europa.eu.int/comm/public\\_opinion/index.htm](http://europa.eu.int/comm/public_opinion/index.htm))

Alan Walker, *Attitudes to Population Ageing in Europe (A Comparison of the 1992 and 1999 Eurobarometer Surveys)*, July 1999