

AARP's Maryland State Office, in response to its commitment to support family caregivers, who are estimated to be providing over \$6 billion in unpaid care in Maryland each year, commissioned this survey to explore the views and experiences of Maryland AARP members on caregiving issues.

These results are based on a mail survey, fielded August 15th through September 26th, 2008, sent to a random sample of 2,000 Maryland AARP members with an over-sample of 1,200 members age 50 to 64 years. A total of 1,270 surveys were returned yielding a response rate of 40 percent and a sampling error of ± 2.8 percent. A weighted, annotated survey of responses is found on page 7.

SURVEY-IN-BRIEF

➤ **Two in five AARP members in Maryland are or have been caregivers.**

- ✓ That's 124,856 members who are providing care right now, and another 232,003 members who have provided care in the past.
- ✓ 60% of current caregivers are providing care to their parents or their spouse's parents.
- ✓ 49% of current caregivers have been providing care for 5 years or more.
- ✓ 35% of current caregivers spend 20 hours or more each week providing care.
- ✓ 46% of current caregivers provide care to someone that lives with them.

➤ **Caregiving has affected the work life and personal life of both current and former caregivers.**

- ✓ Three in four caregivers, who have been employed while providing care, say they have gone in late to work, left early from work, or took time off during the workday to provide care. Half say they have found it difficult to balance work and caregiving responsibilities, and nearly half (48%) say they have been distracted at work or less interested in their work because of their caregiving responsibilities.
- ✓ 70% say they have less time for family and friends.
- ✓ 67% say they have given up vacations, hobbies, or social activities.
- ✓ 53% percent say they have less time to exercise.
- ✓ 58% say that providing care is extremely or very stressful emotionally.

➤ **AARP members in Maryland say information and services to support caregiving efforts would be helpful.**

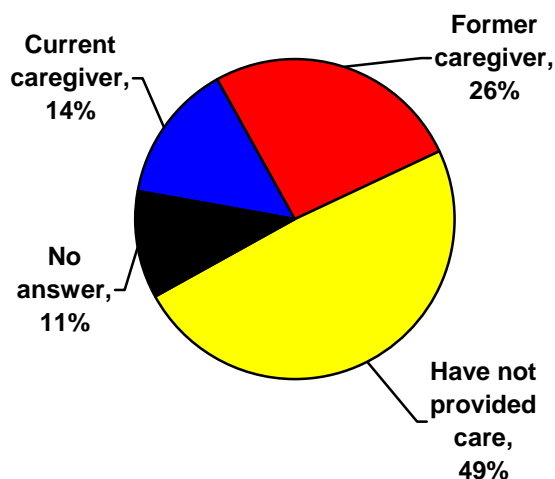
- ✓ Seven in ten AARP members say that information about available community resources for caregivers would be extremely or very helpful. Six in ten also say that assistance in finding accurate medical information would be extremely or very helpful.
- ✓ Seven in ten members say that information on keeping the person they care for safe at home would be beneficial.

FOURTEEN PERCENT OF AARP MEMBERS IN MARYLAND SAY THEY ARE CURRENTLY PROVIDING CARE. THAT'S 124,856 CAREGIVERS.

Another 26% say they have provided care in the past – that's another 232,003 caregivers. These caregivers, both current and former, have or are:

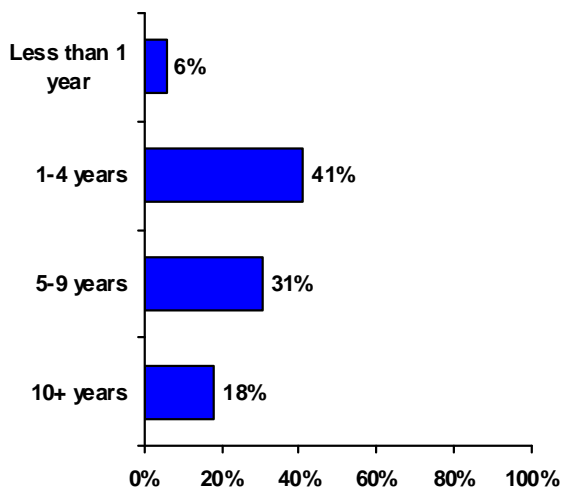
- ✓ Caring for a relative, friend, spouse, companion, or partner who is age 18 or older. They are providing or have provided unpaid care. They are more likely to be age 50 to 64 years than age 65 or older. They are also more likely to be women.
- ✓ Most (71%) are caring for or have cared for parents – either their own or their spouses. 24% are caring for or have cared for their spouse or partner.

Incidence of Caregiving Among AARP Members in Maryland (n=1,270 – All Respondents)

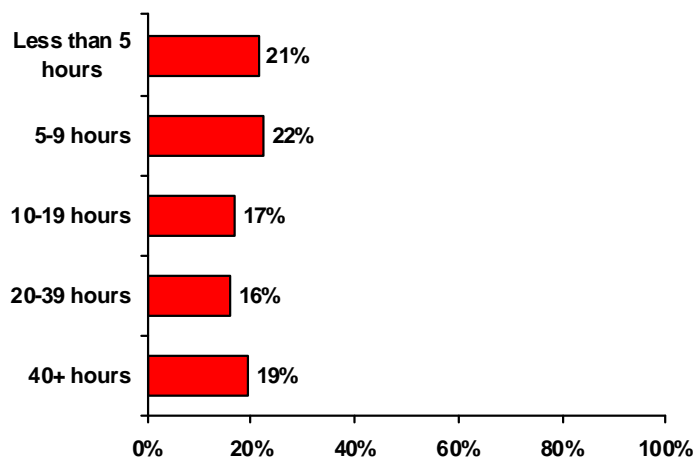


AARP MEMBERS, CURRENTLY PROVIDING CARE, HAVE BEEN DOING SO FOR A LONG TIME – NEARLY HALF HAVE BEEN PROVIDING CARE FOR 5+ YEARS. TWO IN FIVE ARE SPENDING 9 HOURS OR LESS PROVIDING CARE EACH WEEK, WHILE ONE IN THREE IS SPENDING 20 HOURS OR MORE PROVIDING CARE EACH WEEK.

Length of Time that Current Caregivers Have Been Providing Care (n=179 – Current Caregivers)



Amount of Hours Per Week that Current Caregivers Provide Care (n=179 – Current Caregivers)



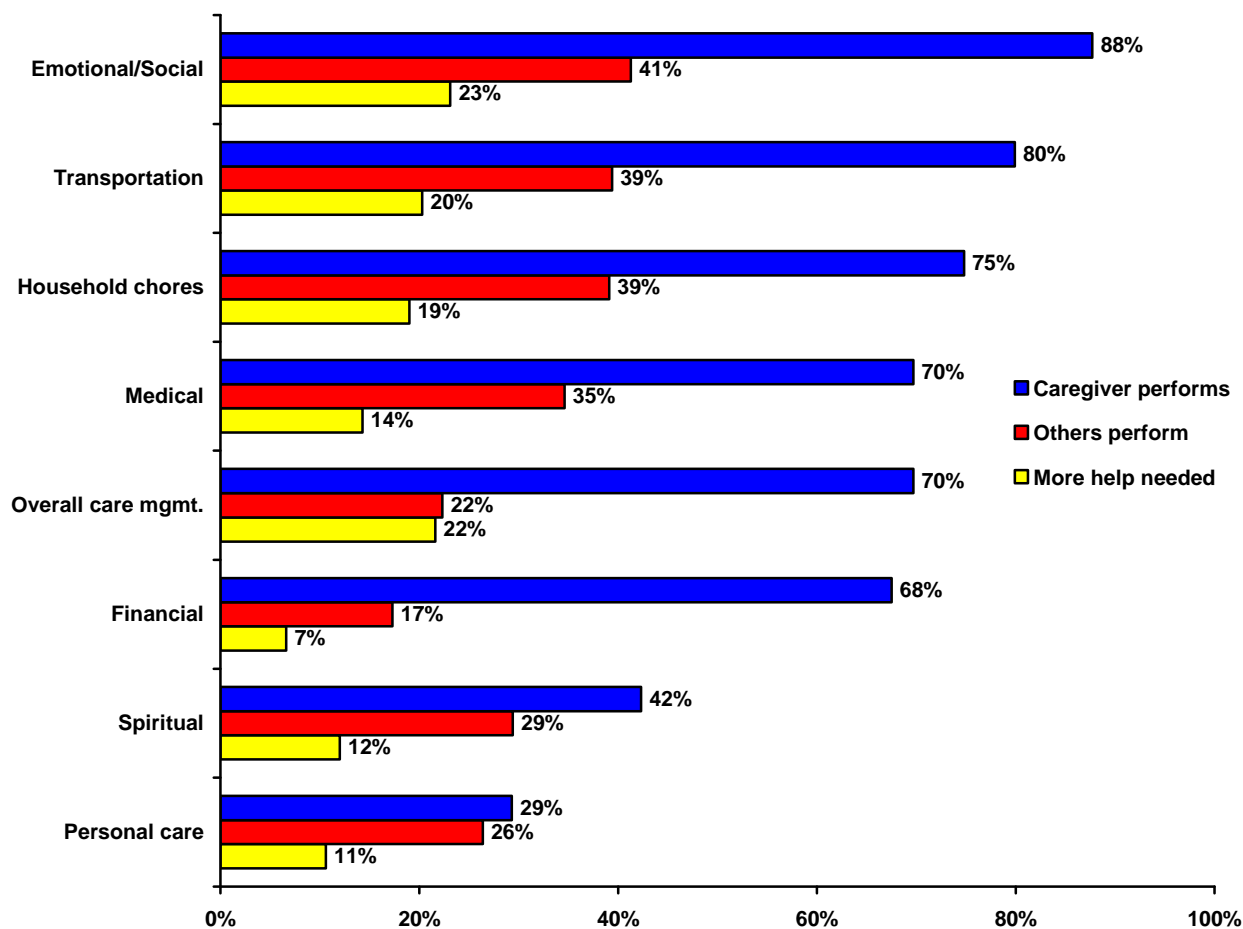
CHARACTERISTICS OF CURRENT CAREGIVERS

- ✓ The median age of the person receiving care is 82.
- ✓ The main reasons people need their care are: old age; mobility; confusion, dementia, forgetfulness; arthritis or rheumatism; or feeble or unsteady.
- ✓ 46% of caregivers are providing care to someone that lives with them; 52% are not.
- ✓ Of those caregivers who travel to provide care, two in three travel less than 30 minutes. And nearly half (46%) are traveling to the person they care for's own home.
- ✓ Of those caregivers who are also grandparents, 11% have grandchildren living with them.
- ✓ 80% rate their health as excellent, very good, or good; 54% are employed.

CURRENT CAREGIVERS ARE PROVIDING A WIDE VARIETY OF CARE – MOST COMMONLY EMOTIONAL OR SOCIAL SUPPORT (COMPANIONSHIP); TRANSPORTATION (DRIVING TO APPOINTMENTS); AND HOUSEHOLD CHORES (GROCERY SHOPPING, CLEANING).

And about one in five says that even more help is needed in these areas: emotional/social support, overall care management, transportation, and household chores.

**Types of Support or Care Given by AARP Current Caregivers
(n=179 – Current Caregivers)**



CAREGIVING HAS AFFECTED THE WORK LIFE AND PERSONAL LIFE OF BOTH CURRENT AND FORMER CAREGIVERS. MOST HAVE GONE IN TO WORK LATE, LEFT EARLY, OR TOOK TIME OFF DURING THE DAY; HAVE HAD LESS TIME FOR FRIENDS AND FAMILY; AND HAVE GIVEN UP VACATION, HOBBIES, OR SOCIAL ACTIVITIES.

Work Sacrifices (n=354*)

- ✓ Gone in late, left early, or took time off during the day to provide care..... 75%
- ✓ Found it difficult to balance work & caregiving..... 50%
- ✓ Been distracted at work or less interested in work..... 48%

Personal Sacrifices (n=512)**

- ✓ Had less time for friends and family 70%
- ✓ Gave up vacations, hobbies, or social activities..... 67%
- ✓ Had less time to exercise 53%

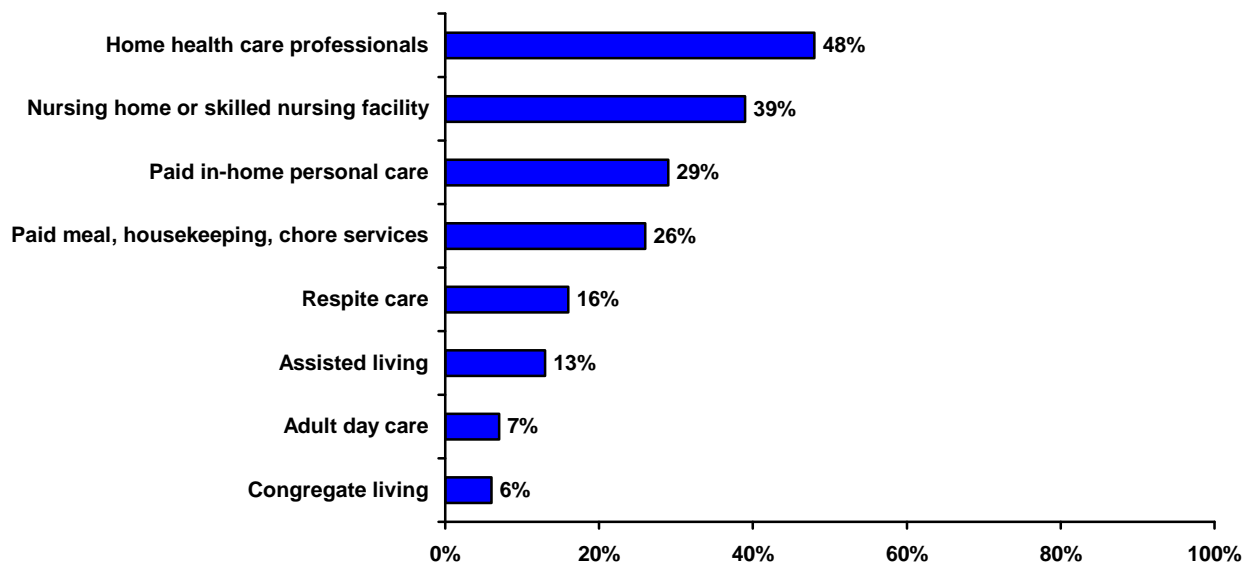
*Current and former caregivers who have worked while providing care

**All current and former caregivers

- ✓ 58% also say that providing care is extremely or very emotionally stressful.

ALMOST HALF OF CURRENT AND FORMER CAREGIVERS HAVE USED HOME HEALTH CARE PROFESSIONALS, AND ABOUT TWO IN FIVE HAVE USED A NURSING HOME OR SKILLED NURSING FACILITY FOR MEDICAL, NURSING, OR REHABILITATIVE SERVICES.

**Types of Care Services Used by AARP Current & Former Caregivers
(n=512 – Current and Former Caregivers)**

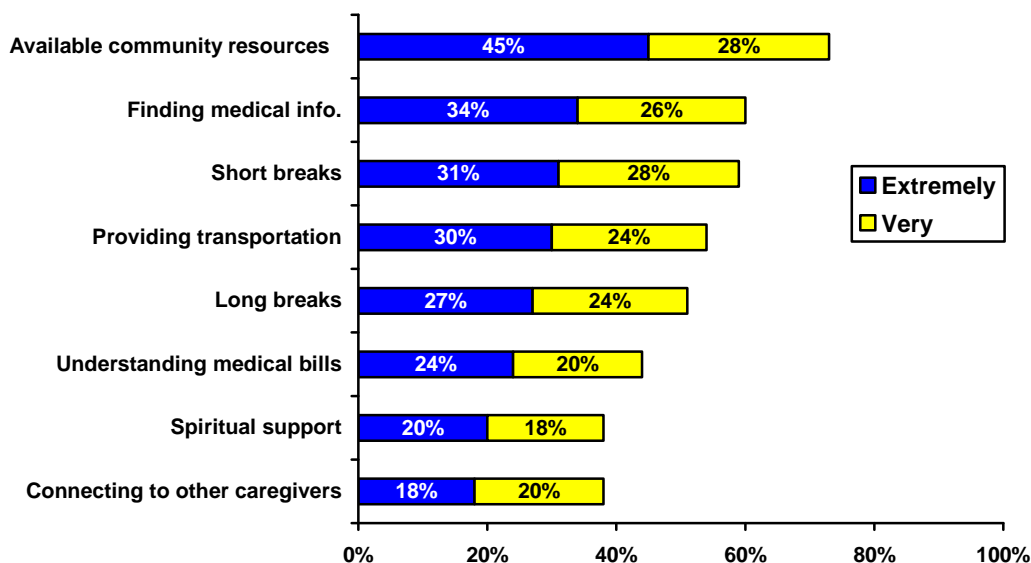


It is interesting to note that while 58 percent of Maryland caregivers say that providing care is stressful emotionally, only about 16 percent say they have used respite care, a service that gives them a short break from their caregiving responsibilities.

OVER SEVEN IN TEN AARP MEMBERS IN MARYLAND SAY THAT INFORMATION ON AVAILABLE RESOURCES FOR CAREGIVERS WOULD BE EXTREMELY OR VERY HELPFUL.

At least half say that assistance in finding accurate medical information, getting short or long breaks from caregiving tasks, and assistance with providing transportation would also be helpful.

**Types of Caregiving Support That Would Be Helpful to AARP Members
(n=1,270 – All Respondents)**



AT LEAST HALF OF AARP MEMBERS IN MARYLAND SAY THAT THE FOLLOWING TYPES OF HELP OR INFORMATION WOULD BE BENEFICIAL TO THEM AS CAREGIVERS.

Topping this list overall is keeping the person being cared for safe at home, followed by easy activities to do with the person being cared for, finding time for themselves, and moving or lifting the person being cared for.

**Other Types of Help or Information Beneficial to AARP Members
(n=1,270 – All Respondents)**

Balance & Stress

- ✓ Finding time for myself..... 65%
- ✓ Managing my emotional and physical stress ... 61%
- ✓ Balancing work and family 57%

Providing Care

- ✓ Keeping the person I care for safe at home..... 76%
- ✓ Activities I can do with the person I care for... 66%
- ✓ Moving or lifting the person I care for..... 65%
- ✓ Managing incontinence or toileting problems.. 63%
- ✓ Managing challenging behaviors (wandering). 61%

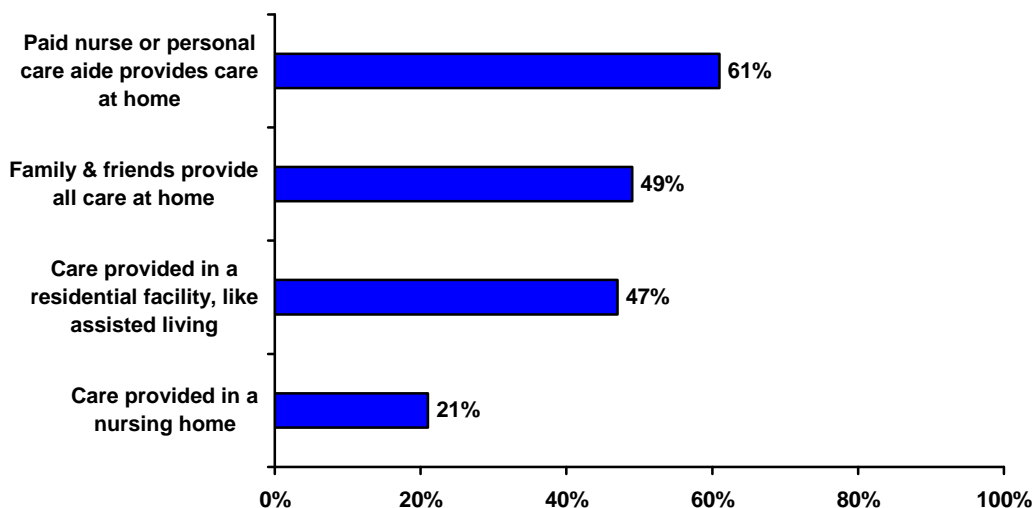
Making Decisions

- ✓ Choosing a home care agency 61%
- ✓ How to talk to doctors and others..... 57%
- ✓ Making end-of-life decisions..... 56%
- ✓ Choosing an assisted living facility 55%
- ✓ Choosing a nursing home 51%

IF AARP MEMBERS OR THEIR FAMILY NEEDED LONG-TERM CARE, SIX IN TEN WOULD PREFER THAT CARE BE PROVIDED AT HOME, WITH A PAID NURSE OR PERSONAL CARE AIDE.

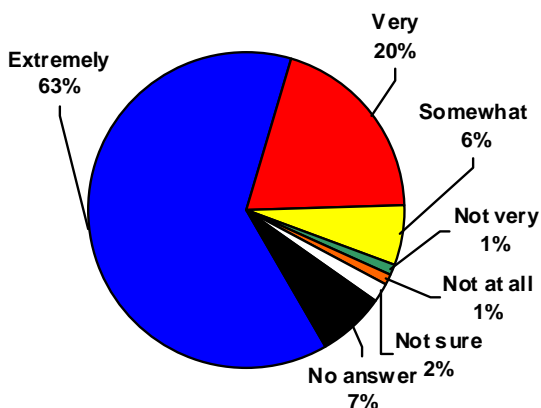
About half of AARP members would prefer that care is provided at home by family and friends, or in an assisted living facility.

**Preferred Long-Term Care Options for Yourself or Family Member
(n=1,270 – All Respondents)**

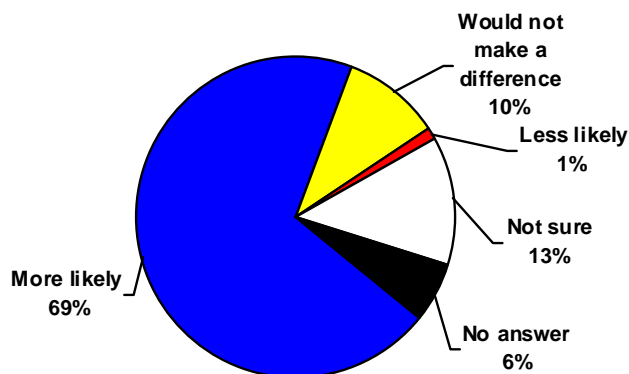


EIGHT IN TEN MEMBERS SAY IT IS IMPORTANT THAT FUNDING FOR HOME & COMMUNITY-BASED SERVICES BE INCREASED, AND NEARLY SEVEN IN TEN WOULD BE MORE LIKELY TO VOTE FOR A CANDIDATE FOR STATE OFFICE WHO SUPPORTS SUCH AN INCREASE.

**Importance of Increasing Funding for Home & Community-Based Services
(n=1,270 – All Respondents)**



**Likelihood of Voting for a Candidate for State Office Who Supports Increased Funding for Home & Community-Based Services
(n=1,270 – All Respondents)**



WEIGHTED ANNOTATED QUESTIONNAIRE

2008 AARP Maryland Caregiving Survey n=1,270; Response Rate = 40%; Sampling Error = ±2.8%

Your Caregiving Experience

For the purposes of this survey, a caregiver can be anyone who provides unpaid care for a relative, friend, spouse, companion, or partner 18 years or older who is ill, frail, elderly, or has a physical, mental, or emotional disability. Unpaid care may include assisting with personal needs, household chores, meals, shopping, transportation, financial or medical management, arranging for outside services, or a variety of other tasks. The person you provide care for may be someone who lives with you, or somewhere else.

1. Are you currently providing unpaid assistance, or have you provided, unpaid assistance in the past, to care for a relative, friend, spouse, companion or partner 18 years or older who is ill, frail, elderly, or has a physical, mental, or emotional disability?
n=1,270

14% Yes, am currently providing
26% Yes, have provided in the past
49% No → **SKIP TO QUESTION 16**
11% Missing / No Answer

If you currently provide care for more than one person or formerly provided care for more than one person, please describe the person with whom you currently spend or formerly spent most of your caregiving time.

2. What is the person's (that you provide care for) relationship to you? If you are a former caregiver, what was that person's relationship to you? n=512

24%	Spouse or partner	1%	Brother-in-law or Sister-in-law
42%	Mother	2%	Grandmother or Grandfather
18%	Father	1%	Grandmother-in-law or Grandfather-in-law
11%	Mother-in-law or Father-in-law		
4%	Son	6%	Aunt or Uncle
3%	Daughter	7%	Friend or neighbor
3%	Brother	1%	Other, please specify: _____
4%	Sister	3%	Missing / No Answer

3. What is the age of the person you provide care for? If you are a former caregiver, what was the age of the person you provided care for? n=512

- 16% Under 65
- 19% 65 - 79
- 22% 80 - 86
- 20% 87 or older
- 23% Missing / No Answer

4. What is (are) the main reason(s) that this person needs care? Check all that apply. If you are a former caregiver, what were the main reasons? n=512

- | | |
|--|--|
| 16% Diabetes | 1% Fibromyalgia, lupus |
| 10% Blindness, vision loss, can't see well | 7% Osteoporosis, tendonitis |
| 4% Boredom, nothing to do | 1% Multiple Sclerosis/Muscular Dystrophy |
| 8% Deafness, hearing loss | 7% Parkinson's disease, other tremors |
| 19% Arthritis/rheumatism | 10% Alzheimer's disease |
| 26% Feeble, unsteady, falling | 25% Confusion, dementia, forgetfulness |
| 6% Back or neck injury | 2% Amputee |
| 9% Fracture, bone, or joint injury | 5% Mental illness or emotional illness |
| 18% Heart disease | 13% Depression or anxiety |
| 14% Congestive heart failure | 26% Mobility, can't get around |
| 17% Stroke | 23% Old age, just old |
| 17% Hypertension or high blood pressure | 1% Paraplegia or Quadriplegia |
| 1% AIDS | 3% Speaking, can't speak |
| 9% Lung disease (asthma or emphysema) | 2% Mental Retardation |
| 22% Cancer | 9% Other, please specify: _____ |
| 9% Kidney, bladder, or renal problems | 3% Missing / No Answer |

5. Does the person you provide care for live with you? If you are a former caregiver, did the person you provided care for live with you? n=512

- 47% Yes → **SKIP TO QUESTION 8**
- 49% No
- 4% Missing / No Answer

6. How far away from you does the person you provide care for live? If you are a former caregiver, how far away from you did the person you provide care for live? n=251

- 29% Less than 15 minutes away
- 34% 15 minutes to 30 minutes away
- 12% More than 30 minutes but less than 1 hour
- 11% 1 to 4 hours away
- 9% More than 4 hours away
- 6% Missing / No Answer

7. Where does the person you provide care for live? If you are a former caregiver, where did the person you provide care for live? n=251

- 54% In his or her own home
- 4% In a friend's or relative's home
- 8% In an assisted living residence
- 7% In a nursing home
- 10% In an independent living or retirement community
- 1% Other, please specify: _____
- 17% Missing / No Answer

8. Below is a list of caregiving tasks. For tasks a-h, please answer all 3 parts of this question by indicating whether...

- You perform this caregiving task;**
- Others perform this caregiving task;**
- The person you care for needs more help in this area than is currently provided.**

If you are a former caregiver, please describe whether you performed the tasks, others performed the task, or more help was needed. n=512

	You perform			Others perform			More help is needed		
	Yes ▼	No ▼	Missing ▼	Yes ▼	No ▼	Missing ▼	Yes ▼	No ▼	Missing ▼
Personal Care (bathing, dressing, feeding, toileting)	44%	39%	17%	35%	28%	37%	13%	33%	54%
Household (grocery shopping, house cleaning, yard work, maintenance)	78%	12%	10%	35%	19%	45%	15%	27%	58%
Financial (budgeting, paying bills, managing bills)	69%	18%	13%	21%	30%	49%	7%	35%	59%
Emotional/Social Support (listening, loving, companionship, activities, support)	89%	2%	9%	41%	12%	48%	18%	25%	57%
Spiritual Support (attending religious services, praying together, serving others)	46%	36%	18%	29%	24%	47%	10%	32%	58%
Transportation (driving to appointments, running errands)	84%	8%	9%	37%	18%	45%	18%	26%	56%
Medical (scheduling doctor appointments, helping understand treatment options, giving medicines)	76%	14%	11%	34%	21%	46%	14%	30%	57%

	You perform			Others perform			More help is needed		
	Yes	No	Missing	Yes	No	Missing	Yes	No	Missing
	▼	▼	▼	▼	▼	▼	▼	▼	▼
Overall Management of Care (making decisions about living arrangements, insurance benefits, determining how to get services, finding and connecting with community resources)	72%	16%	12%	27%	26%	47%	18%	27%	55%

9. How long have you been providing care for this person? If you are a former caregiver, how long did you provide care for this person? n=512

- 12% Less than one year
- 42% 1 year or more but less than 5 years
- 25% 5 years or more but less than 10 years
- 7% 10 years or more but less than 15 years
- 7% 15 years or more
- 7% Missing / No Answer

10. Considering all the types of care you provide for this person, how much time do you spend in an average week doing these things? If you are a former caregiver, how much time did you spend in an average week? n=512

- 11% Less than 5 hours a week
- 18% 5 hours or more but less than 10 hours a week
- 21% 10 hours or more but less than 20 hours a week
- 10% 20 hours or more but less than 30 hours a week
- 9% 30 hours or more but less than 40 hours a week
- 9% 40 hours or more but less than 60 hours a week
- 6% 60 hours or more but less than 80 hours a week
- 8% 80 hours or more a week
- 8% Missing / No Answer

11. How stressful is it for you to provide care? If you are a former caregiver, how stressful was it for you? n=512

	Extremely	Very	Some-what	Not very	Not at all	Missing/No Answer
	▼	▼	▼	▼	▼	▼
a. Physically stressful.....	11%	17%	34%	22%	11%	6%
b. Emotionally stressful.....	26%	32%	24%	9%	4%	4%
c. Financially stressful	11%	12%	24%	24%	20%	9%

12. Have you been employed at any time since you began providing care? If you are a former caregiver, were you employed at any time when you were providing care?
n=512

69% Yes
27% No → **SKIP TO QUESTION 14**
4% Missing / No Answer

13. In your experience as both a worker and a caregiver, did you ever ...? n=354

	Yes ▼	No ▼	Not Sure ▼	Missing/ No Answer ▼
a. Have to go in late, leave early, or take time off during the day to provide care?	75%	19%	1%	4%
b. Have to take a leave of absence?.....	26%	68%	1%	5%
c. Have to go from working full-time to part-time, or taken a less demanding job?	14%	80%	1%	5%
d. Have to turn down a promotion?.....	5%	89%	2%	5%
e. Lose any of your job benefits?	5%	89%	1%	5%
f. Have to give up working entirely?	6%	88%	1%	5%
g. Choose early retirement?.....	10%	83%	2%	5%
h. Find it difficult to balance work and caregiving?	50%	43%	3%	4%
i. Find yourself distracted at work or less interested in work?.....	48%	45%	3%	4%

14. In your experience as a caregiver, did you ever ...? n=512

	Yes ▼	No ▼	Not Sure ▼	Missing / No Answer ▼
a. Have less time for friends or family members than before?.....	70%	24%	2%	5%
b. Have to give up vacations, hobbies, or your own social activities?.....	67%	26%	2%	5%
c. Have less time to exercise than before?	53%	37%	4%	5%

15. In your experience as a caregiver, have you ever used any of the following types of care services for the person you provide care? n=512

	Yes ▼	No ▼	Not Sure ▼	Missing/No Answer ▼
Home health care provided by professionals	48%	45%	1%	6%
Paid in-home personal care services, such as help bathing and dressing.....	29%	66%	1%	5%
Paid meal, housekeeping, or chore services.....	26%	66%	<0.5%	7%
Respite care, or temporary care to give a caregiver a break from responsibilities.....	16%	75%	2%	7%
Adult day care	7%	84%	1%	9%
Assisted living	13%	77%	1%	10%
Nursing home or skilled nursing facility for medical, nursing, or rehabilitative services	39%	54%	1%	6%
Congregate living or a multi-family complex serving seniors, with a common dining facility	6%	85%	1%	8%

16. In your opinion, as a current or former caregiver or as someone who may provide care in the future, how helpful would the following types of support be to you? n=1,270

	Extremely helpful ▼	Very helpful ▼	Some-what helpful ▼	Not very helpful ▼	Not at all helpful ▼	Missing/No Answer ▼
Assistance with providing transportation	30%	24%	18%	5%	3%	20%
Assistance with finding accurate medical information.....	34%	26%	11%	5%	3%	21%
Connecting with other caregivers in similar situations	18%	20%	24%	12%	5%	22%
Guidance and help in understanding medical bills.....	24%	20%	19%	10%	6%	22%
Spiritual support and/or guidance	20%	18%	21%	12%	7%	22%
Information about available resources for caregivers in my community	45%	28%	12%	3%	2%	11%
Short breaks (hours) from my caregiving tasks	31%	28%	16%	7%	5%	15%
Longer breaks (days) from my caregiving tasks	27%	24%	19%	8%	6%	16%

17. Is there any other kind of support that would be helpful? n=1,270

- 2% Money / financial support
- 2% Access to/help with finding information/resources / knowing where to go for help
- 1% Family support / help
- 1% Meals / meal planning / grocery shopping
- 1% Assistance with financial / insurance issues / navigation
- 1% Inexpensive in-home care / nursing care / regular visits
- 10% All others
- 3% None / no suggestions
- 1% Don't know
- 82% Not applicable to me

18. In your opinion, as a current or former caregiver or as someone who may provide care in the future, do you think the following types of help or information would be beneficial to you? n=1,270

	Yes ▼	No ▼	Not Sure ▼	Missing/No Answer ▼
a. Keeping the person I care for safe at home	76%	5%	7%	12%
b. Managing challenging behaviors, such as wandering	61%	14%	11%	14%
c. Easy activities I can do with the person I care for.....	66%	11%	9%	14%
d. Managing incontinence or toileting problems	63%	14%	8%	14%
e. Moving or lifting the person I care for	65%	15%	7%	14%
f. Balancing my work and family responsibilities	57%	19%	9%	15%
g. Finding time for myself	65%	15%	6%	14%
h. Choosing an assisted living facility	55%	20%	11%	14%
i. Choosing a nursing home	51%	23%	12%	14%
j. Choosing a home care agency	61%	15%	10%	14%
k. How to talk with doctors and other health care professionals	57%	22%	8%	14%
l. Managing my emotional and physical stress.....	61%	16%	9%	14%
m. Making end-of-life decisions.....	56%	21%	9%	14%
n. Finding non-English language education materials.....	8%	65%	10%	18%
o. Managing financial affairs, budgeting, paying bills.....	46%	33%	7%	14%

19. Do you have any grandchildren, including great grandchildren or step-grandchildren, or kin children? By kin children, we are referring both to relatives and non-relatives who you consider part of your family. n=1,270

- 62% Yes
- 30% No → **SKIP TO QUESTION 21**
- 9% Missing / No Answer

20. Do any of your grandchildren or kin's children live in your household? n=781

- 10% Yes, grandchildren
- 2% Yes, kin's children
- 84% No
- 5% Missing / No Answer

Home- and Community-Based Care

Long-term care refers to care provided over an extended period of time in a nursing home, at home, or in a community setting. People of all ages who are frail, ill, or disabled and who need assistance with regular daily activities, such as getting dressed, bathing, preparing meals or eating, receive long-term care. Long-term care service may also include medical assistance.

21. There are several support services available for people who are frail, ill or have a disability. These services can be provided at home, in another residential setting such as assisted living, or in a nursing home. What type of care option would you prefer for yourself or a family member who needed long-term care? n=1,270

	Yes ▼	No ▼	Missing/No Answer ▼
a. Have family and friends provide all the care at home	49%	31%	20%
b. Pay a nurse or a personal care aide to provide care at home	61%	21%	19%
c. Have care provided in a residential facility, such as assisted living, where housing, food, and personal care such as help with bathing and dressing are provided for residents	47%	33%	20%
d. Have care provided in a nursing home.....	21%	55%	25%

22. How important is it to you that the State of Maryland increase funding for home- and community-based services to help people stay in their own homes and communities as they age? n=1,270

- 63% Extremely important
- 20% Very important
- 6% Somewhat important
- 1% Not very important
- 1% Not at all important
- 2% Not sure
- 7% Missing / No Answer

23. If a candidate for state office supported increasing funding for home- and community-based services, how likely would you be to vote for that candidate? n=1,270

- 69% More likely
- 1% Less likely
- 10% Would not make a difference
- 13% Not sure
- 6% Missing / No Answer

About You

The following questions are for classification purposes only and will be kept entirely confidential.

D1. In general, how would you rate your own health right now? n=1,270

- 17% Excellent
- 38% Very good
- 26% Good
- 12% Fair
- 2% Poor
- 5% Missing / No Answer

D2. Do you have any kind of health care coverage, including employer-provided health insurance, private health insurance, or government plans such as Medicare or Medicaid? n=1,270

- 90% Yes
- 4% No → **SKIP TO QUESTION D4**
- 1% Not sure → **SKIP TO QUESTION D4**
- 6% Missing / No Answer

D3. Do you have health care coverage through the following sources? n=1,145

	Yes ▼	No ▼	Missing/No Answer ▼
a. Current employer or spouse's current employer	42%	32%	27%
b. Past employer or spouse's past employer (may be a retirement benefit)	35%	37%	29%
c. On your own through an individual insurance policy	17%	47%	36%
d. Medicare	43%	32%	25%
e. Medicaid	7%	51%	43%
f. Veteran's Administration (VA) or military benefits	11%	49%	39%
g. Other, please specify:	8%	92%	0%

D4. Thinking about state elections for Maryland Governor and Legislators in the last ten years, how often would you say you vote? n=1,270

- 64% Always
- 14% Most of the time
- 4% About half of the time
- 3% Seldom
- 5% Never
- 10% Missing / No Answer

D5. Are you male or female? n=1,270

- 36% Male
- 55% Female
- 9% Missing / No Answer

D6. What is your age as of your last birthday? _____ (AGE IN YEARS) n=1,270

- 28% 50 – 59 years
- 38% 60 – 74 years
- 21% 75+
- 14% Missing / No Answer

D7. Does any disability, handicap, or chronic disease keep you from participating fully in work, school, housework, or other activities? n=1,270

- 19% Yes
- 71% No
- 10% Missing / No Answer

D8. What is your current marital status? n=1,270

- 52% Married
- 2% Not married, living with partner
- 1% Separated
- 13% Divorced
- 18% Widowed
- 5% Never married
- 9% Missing / No Answer

D9. Besides you, who else now lives in your household? Check all that apply n=1,270

- 52% Spouse or partner
- 6% Child/children under 18
- 17% Child/children 18 or older
- 4% Grandchildren under 18
- 2% Grandchildren 18 or older
- 3% Parents/parents-in-law
- 4% Other relatives
- 2% Others not related to you or your spouse or partner
- 24% No other people in household
- 11% Missing / No Answer

D10. Which of the following best describes your current employment status? n=1,270

- 3% Self-employed, part-time
- 3% Self-employed, full-time
- 9% Employed, part-time
- 30% Employed, full-time
- 41% Retired, not working at all
- 3% Not in labor force for other reasons
- 1% Unemployed but looking for work
- 10% Missing / No Answer

D11. What is the highest level of education you have completed? n=1,270

- 5% K-12th grade (no diploma)
- 20% High school graduate, GED or equivalent
- 17% Post-high school education/training (no degree)
- 8% 2-year college degree
- 13% 4-year college degree
- 6% Post-graduate study (no degree)
- 17% Graduate or professional degree(s)
- 14% Missing / No Answer

D12. What is your 5-digit Maryland ZIP Code? _____

D13. Are you of Spanish, Hispanic or Latino origin or descent? n=1,270

1% Yes
90% No
9% Missing / No Answer

D14. What is your race? n=1,270

71% White or Caucasian
16% Black or African-American
<0.5% American Indian or Alaska Native
1% Asian
<0.5% Native Hawaiian or other Pacific Islander
1% Other
10% Missing / No Answer

D15. In general, how often do you go online to access the Internet or World Wide Web or to send and receive email? n=1,270

33% Several times a day
14% About once a day
9% Several times a week
4% About once a week
2% About every other week
3% About once a month
26% Never go online to use the Internet or World Wide Web
10% Missing / No Answer

D16. Do you or does anyone living in your household have a working cellular telephone? n=1,270

85% Yes
11% No
1% Not sure
3% Missing / No Answer

D17. Do you have at least one phone inside your home that is currently working and is NOT a cell phone? n=1,270

93% Yes
4% No
<0.5% Not sure
3% Missing / No Answer

D18. What was your annual household income before taxes in 2007? n=1,270

4%	Less than \$10,000
9%	\$10,000 to \$19,999
10%	\$20,000 to \$29,999
16%	\$30,000 to \$49,999
15%	\$50,000 to \$74,999
11%	\$75,000 to \$99,999
12%	\$100,000 to \$149,999
9%	\$150,000 or more
6%	Not sure
9%	Missing / No Answer

**Thank you very much for completing this survey.
Please return your completed survey by September 26, 2008
in the enclosed postage-paid envelope to:
AARP State Research
601 E Street, NW
Washington, DC 20049**

AARP is a nonprofit, nonpartisan membership organization that helps people 50+ have independence, choice, and control in ways that are beneficial and affordable to them and society as a whole. AARP does not endorse candidates for public office or make contributions to either political campaigns or candidates. We produce *AARP The Magazine*, the definitive voice for 50+ Americans and the world's largest-circulation magazine with over 33 million readers; *AARP Bulletin*, the go-to news source for AARP's 40 million members and Americans 50+; *AARP Segunda Juventud*, the only bilingual U.S. publication dedicated exclusively to the 50+ Hispanic community; and our website, *AARP.org*. AARP Foundation is an affiliated charity that provides security, protection, and empowerment to older persons in need with support from thousands of volunteers, donors, and sponsors. We have staffed offices in all 50 states, the District of Columbia, Puerto Rico, and the U.S. Virgin Islands.



**Copyright ©2008
AARP
Knowledge Management
601 E Street NW
Washington, DC 20049
www.aarp.org/research
Reprinting with Permission**

**For more information about this survey, please contact Terri L. Guengerich at:
202-434-6306 or e-mail tguengerich@aarp.org**