



Ready for Change:
AARP Survey of Oregonians
Age 35+ on Health Care
Reform



The power to make it better.

Acknowledgements

- Thanks go to AARP staff and volunteers who contributed to the design and implementation of the study: Jerry Cohen, Sara Wurfel, Rick Bennett, Joyce DeMonnin, and Dr. Allen Douma, AARP Oregon; Ed Dale, Van Ellet, and JoAnn Lamphere, Government Relations and Advocacy; and Rachelle Cummins, Darlene Matthews, Jennifer Leslie, Joanne Binette, and John Fries from Knowledge Management.
- FGI, Inc. conducted the interviews and tabulated the survey results in a high-quality and timely fashion.
- Katherine Bridges from State Research designed the survey, managed the project, and prepared the results with Brittne Nelson.

For more information,

Contact Katherine Bridges at (202)434-6329 or email: kbridges@aarp.org.

Contents

Survey Highlights.....4

Detailed Findings

Problems and Concerns.....6

Support for Reform.....12

Specific Reform Proposals.....21

Respondent Profile.....33

Demographics.....35

Methodology.....36

Survey Highlights

- Oregon residents age 35+ are concerned about health care and want lawmakers to address issues of cost, access, and quality.
 - Most see health care in Oregon as being in a state of crisis or having major problems.
 - Residents' out-of-pocket medical expenses have increased over the last 5 years, and they are very concerned about having to pay more for their health care (83%) and having adequate health care coverage at a cost they can afford (79%) in the future.
 - Over half say they would be more likely to vote for a candidate who supports a plan that would provide affordable, quality health care for all Oregon residents.

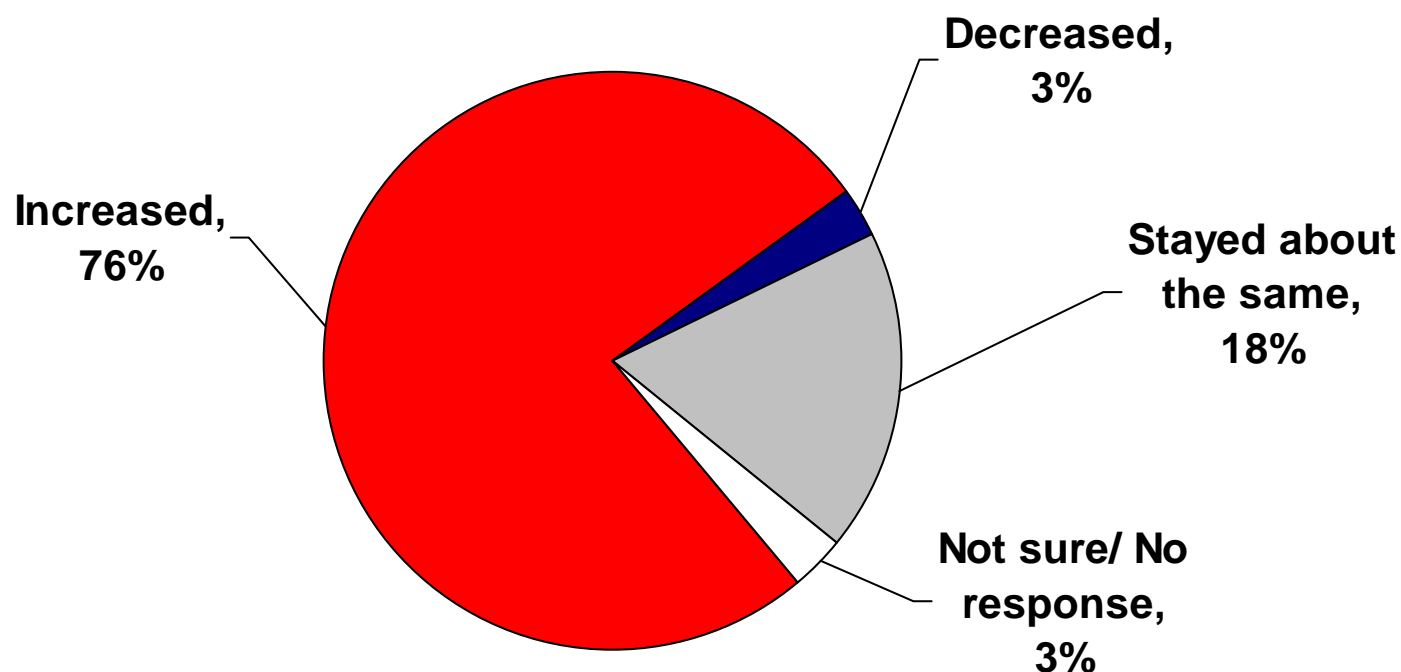
Survey Highlights-continued

- Oregonians age 35+ support a range of proposals in order to provide coverage for all:
 - Employers, federal government, state government, and individuals all contributing to provide coverage,
 - Requiring Oregon employers who do not offer health insurance coverage to pay a fee so the state can help these uninsured employees buy affordable coverage,
 - Requiring residents who do not have health insurance coverage to purchase coverage on their own assuming there would be assistance for those who needed it.

Detailed Findings: Problems and Concerns

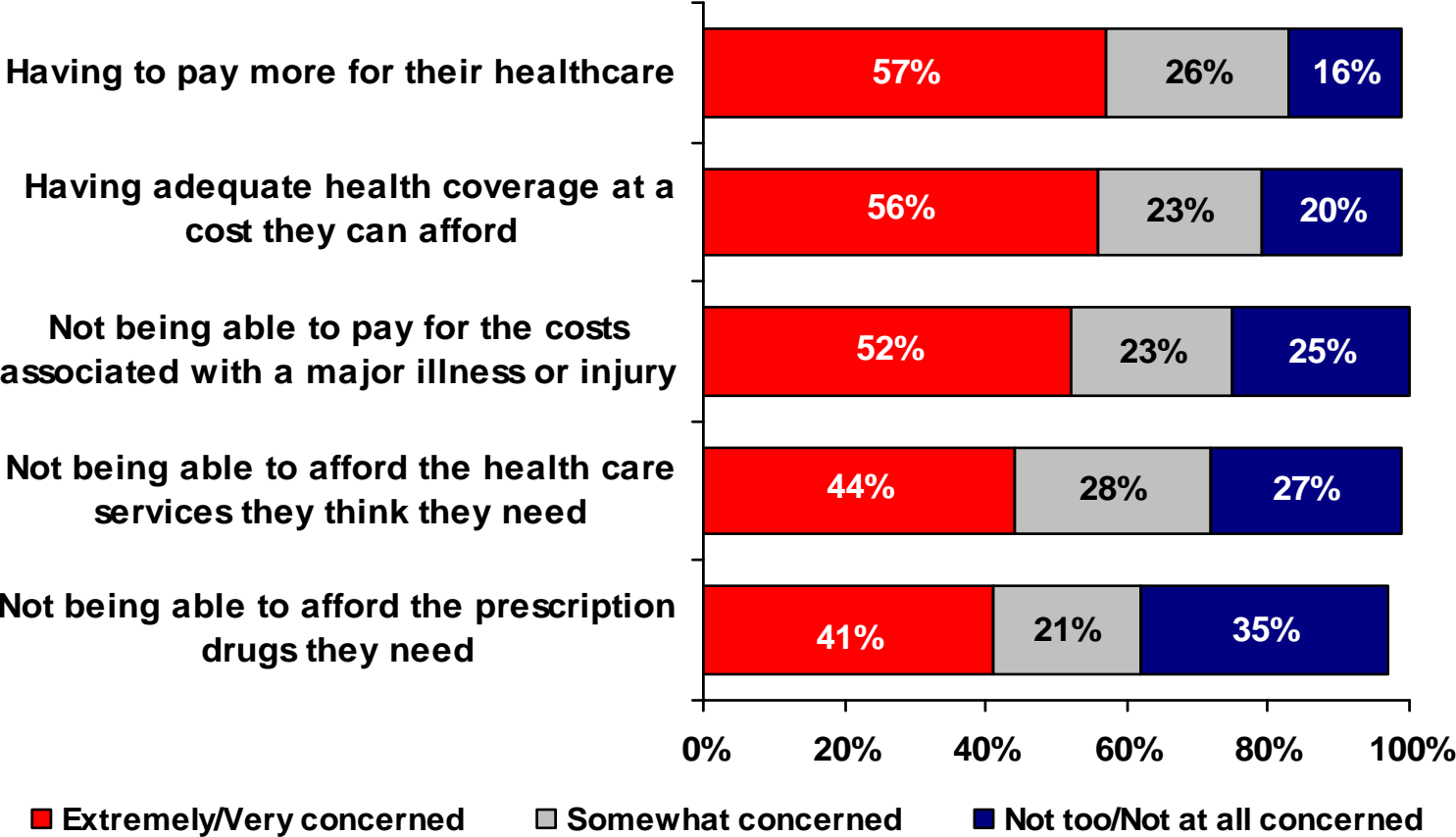
Problems with Medical Expenses

Thinking about what you currently pay in out-of-pocket medical expenses, including insurance premiums, prescription drug costs, and co-pays, would you say this amount has...



Concerns About Health Care Affordability

Looking ahead to the next five years, how concerned are you about each of the following?



Note: Each of these questions had 1% of "not sure" responses and refusals of 1% or less.

Ready for Change: AARP Survey of Oregonians Age 35+ on Health Care Reform (N=821)



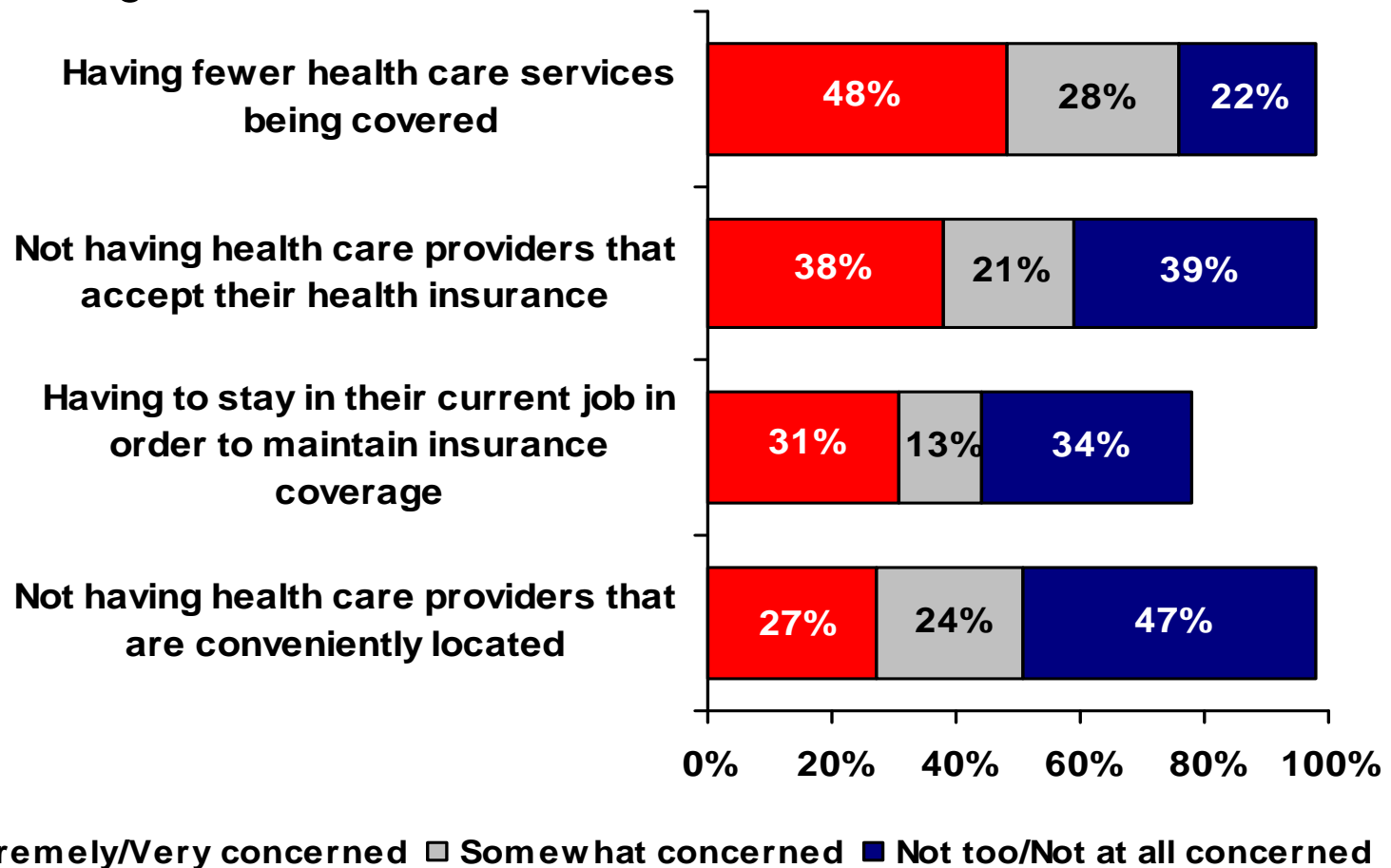
Concerns About Health Care Affordability: 50-64 year olds

Looking ahead to the next five years, 50-64 year olds are considerably more concerned about each of these affordability issues than are older residents.

	50-64	65+
Having to pay more for health care	62%	47%
Having adequate coverage at affordable cost	62%	45%
Not being able to pay for major illness	55%	41%
Not being able to afford health care services	51%	38%

Concerns About Health Care Access

Looking ahead to the next five years, how concerned are you about each of the following?



Note: Each of these questions had 1% of "not sure" responses and refusals of 1% or less.

Ready for Change: AARP Survey of Oregonians Age 35+ on Health Care Reform (N=821)



Concerns About Health Care Access: 50-64 year olds

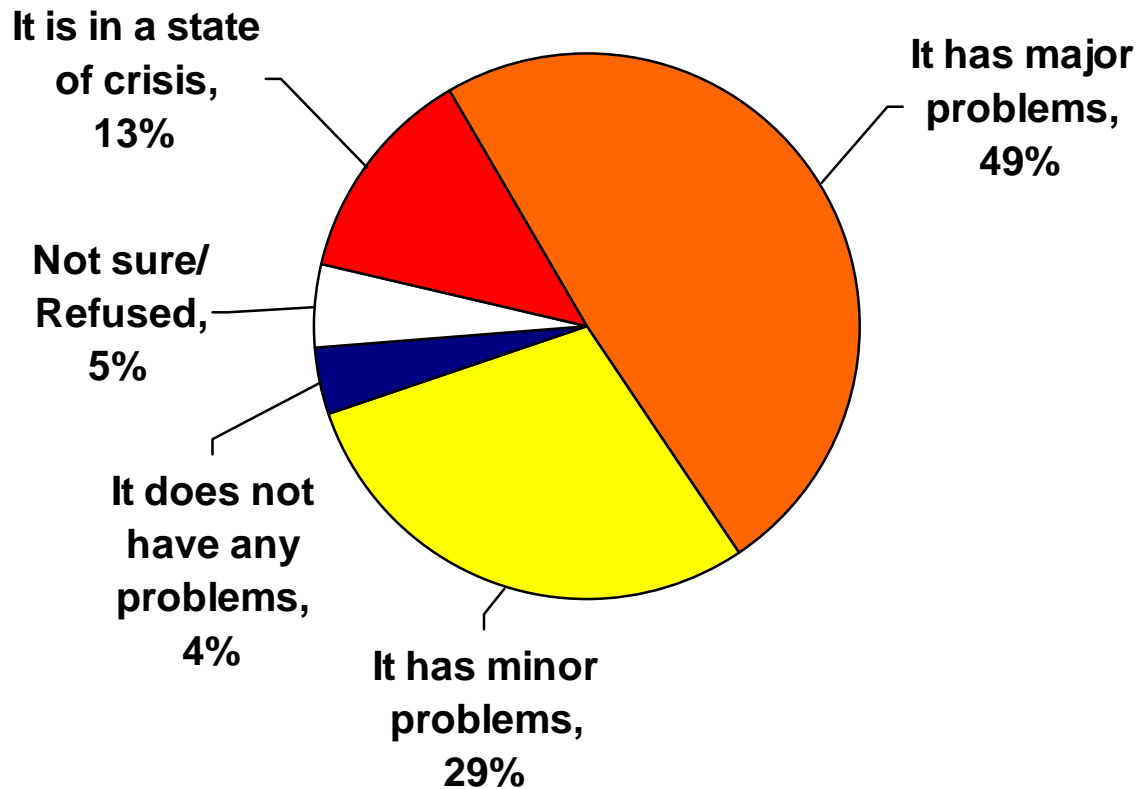
Looking ahead to the next five years, 50-64 year olds are more likely to be concerned about each of these access issues than are older residents.

	50-64	65+
Having fewer health care services covered	55%	40%
Having to stay in current job for insurance	40%	9%
Not having providers that accept their insurance	40%	37%
Not having conveniently located providers	35%	24%

Detailed Findings: Support for Reform

Support for Reform

Which statement best describes the state of health care in Oregon?

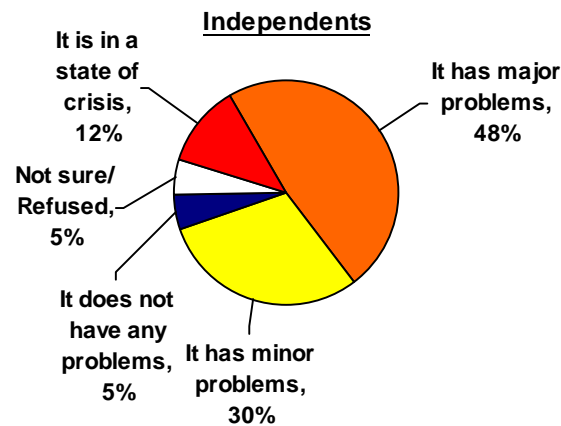
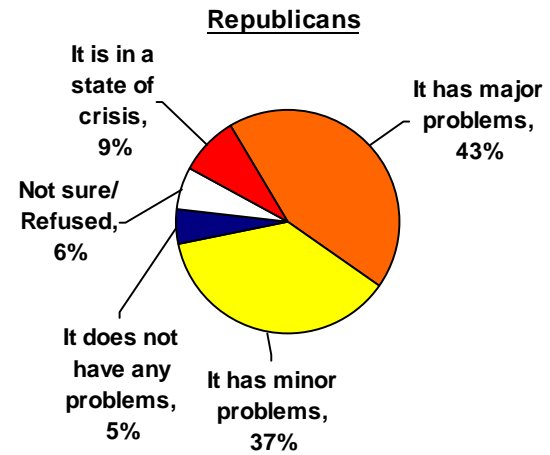
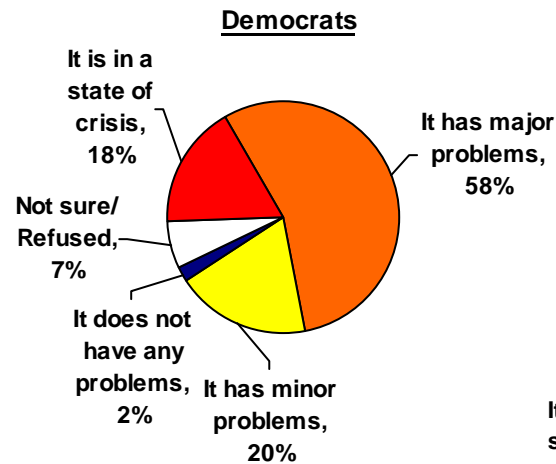


Ready for Change: AARP Survey of Oregonians Age 35+ on Health Care Reform (N=821)



Support for Reform

Respondents from all political parties agree that health care in Oregon has major problems or is in a state of crisis.

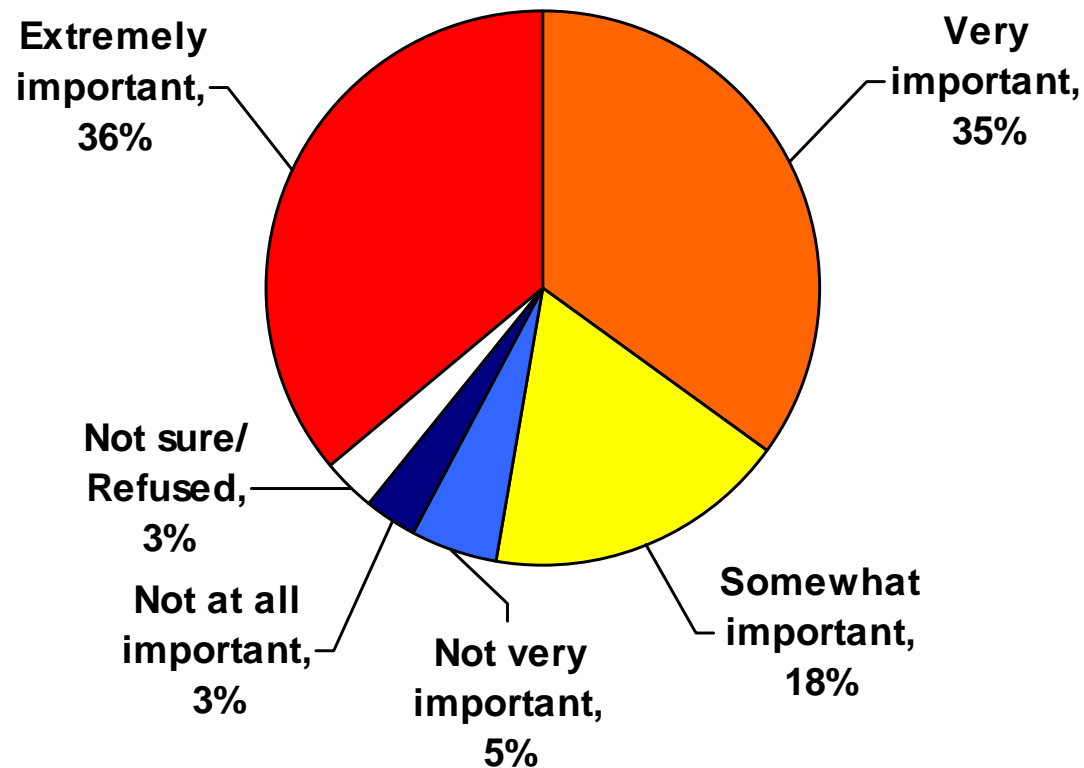


Ready for Change: AARP Survey of Oregonians Age 35+ on Health Care Reform (N=821)



Support for Reform

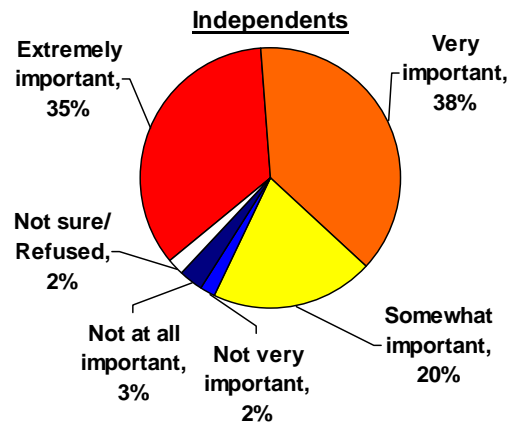
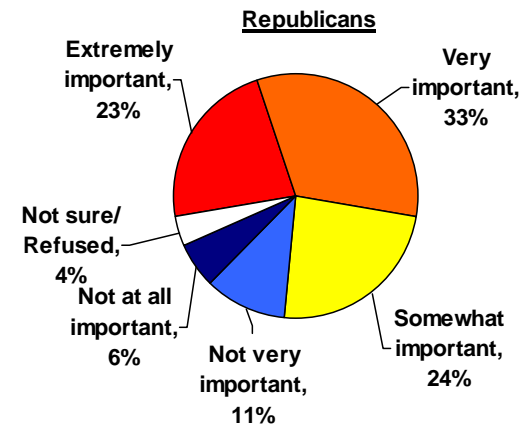
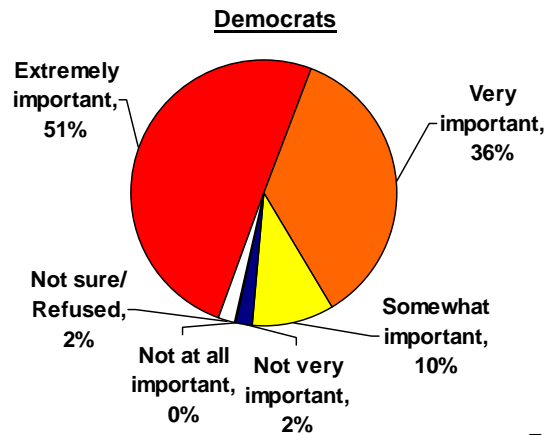
How important do you think it is for Oregon to reduce the number of residents without health care coverage?



Ready for Change: AARP Survey of Oregonians Age 35+ on Health Care Reform (N=821)

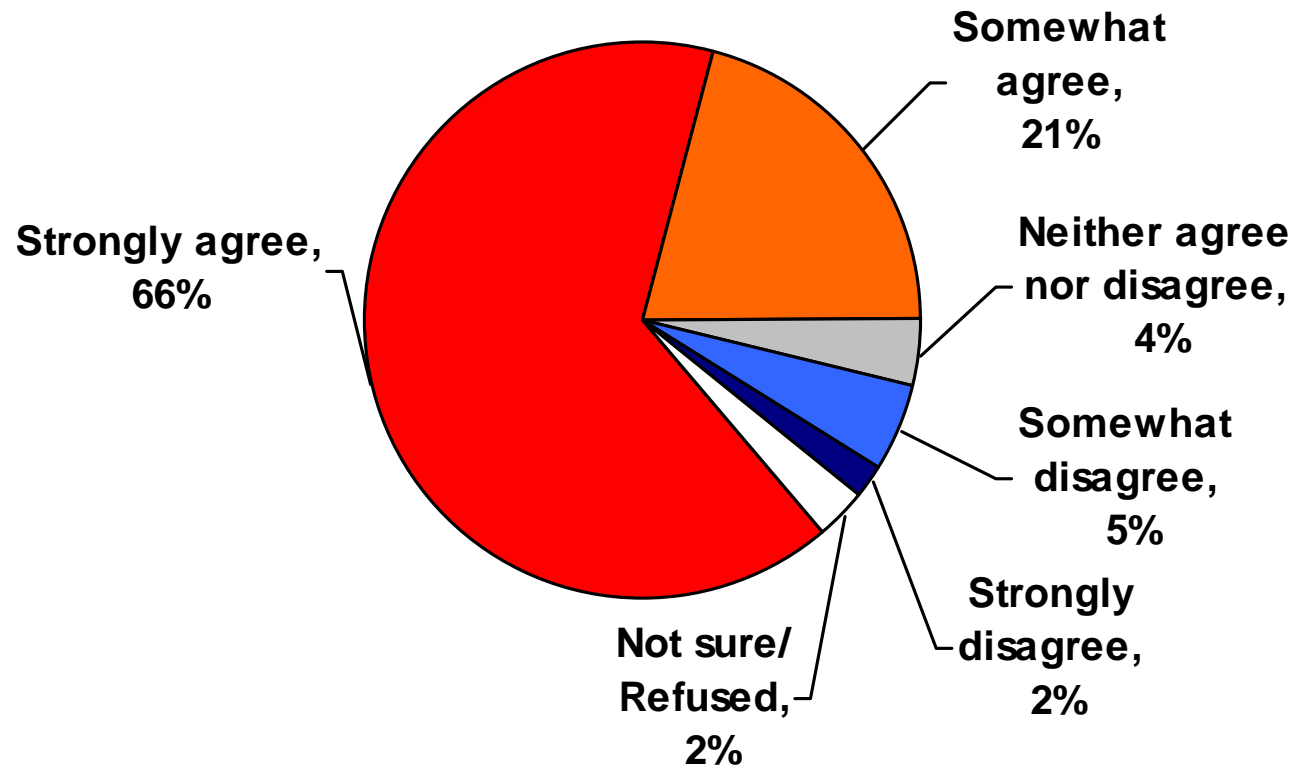
Support for Reform

A majority of respondents—self-identified Democrats, Republicans, and Independents--think it is important for Oregon to reduce the number of residents without health care coverage.



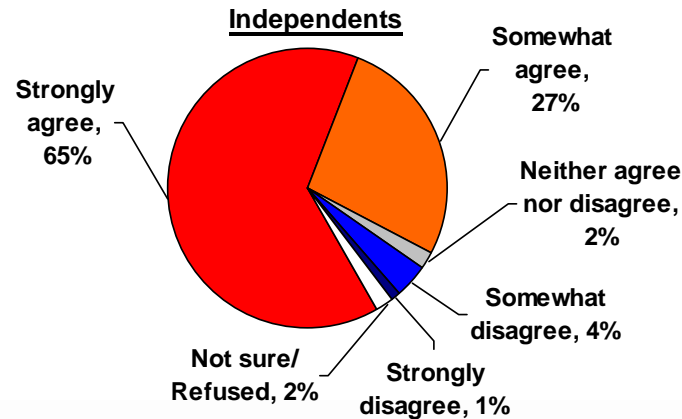
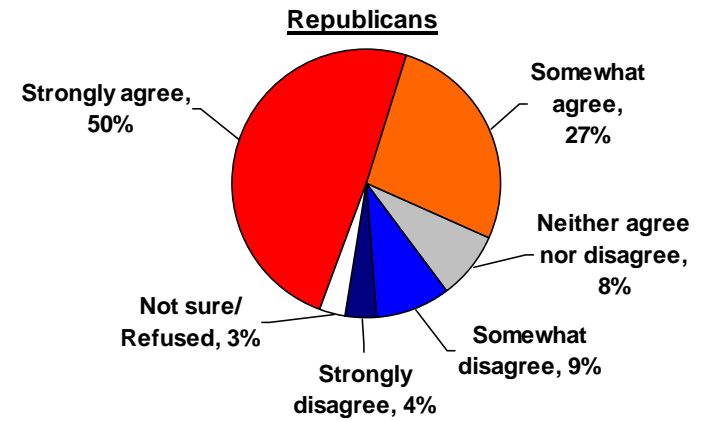
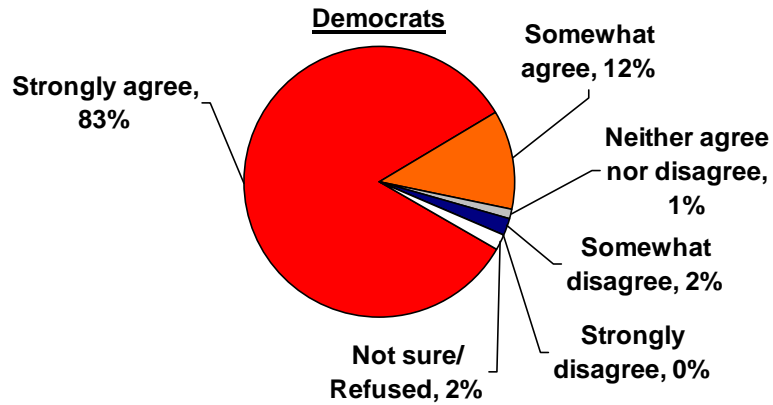
Support for Reform

How strongly do you agree or disagree that all Oregon residents should have access to affordable, quality health care?



Support for Reform

Most respondents agree—regardless of political party--that all Oregon residents should have access to affordable, quality health.

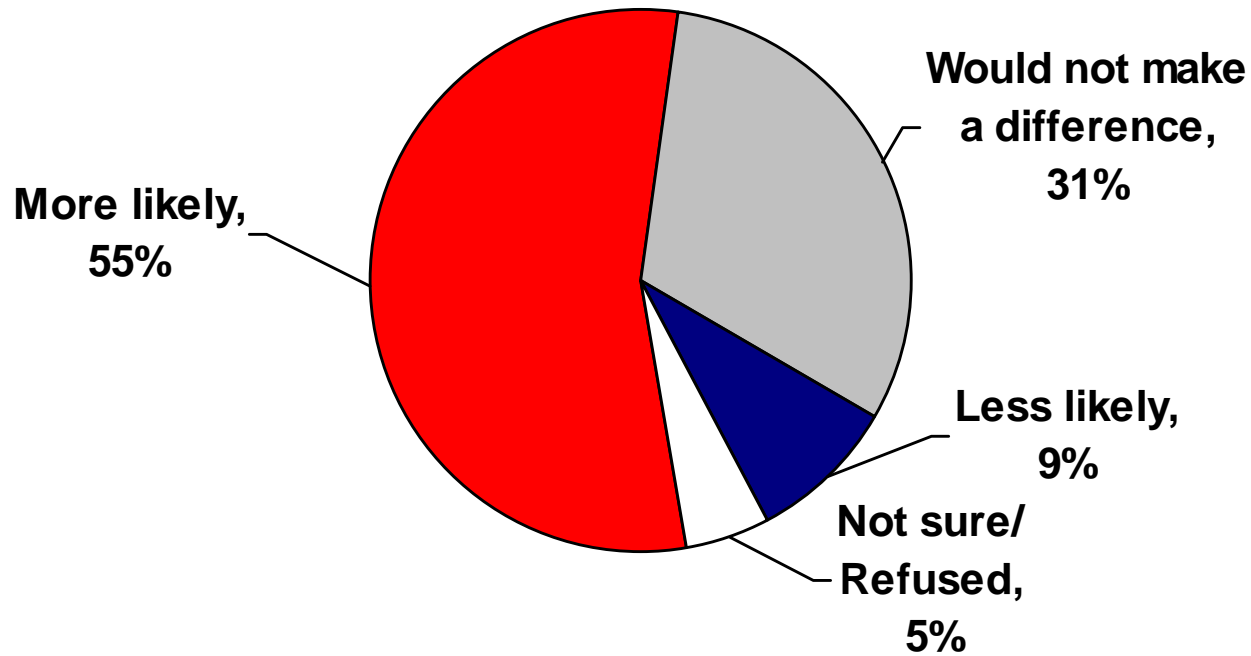


Ready for Change: AARP Survey of Oregonians Age 35+ on Health Care Reform (N=821)



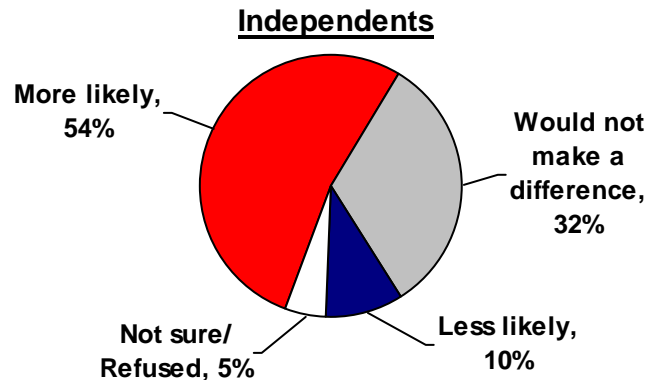
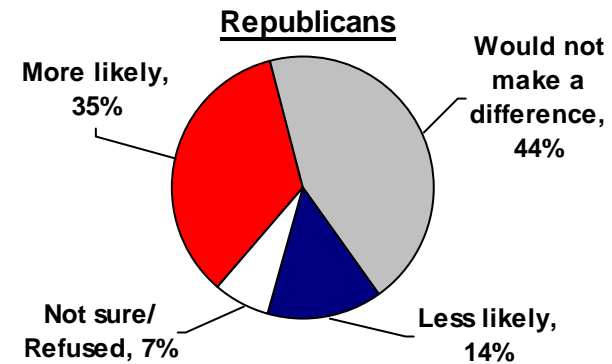
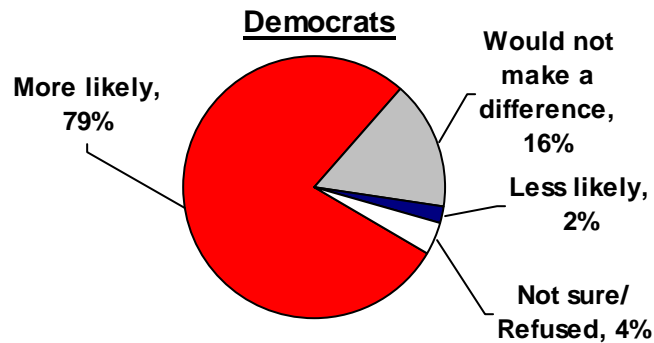
Support for Reform

If a candidate for state office supported a plan that would provide affordable, quality health care for all Oregon residents, would that make you more likely to vote for that candidate, less likely to vote that candidate, or would it not make a difference?



Support for Reform

State office candidates, from both political parties, who support providing affordable, quality health care for all Oregon residents are likely to benefit from this position.



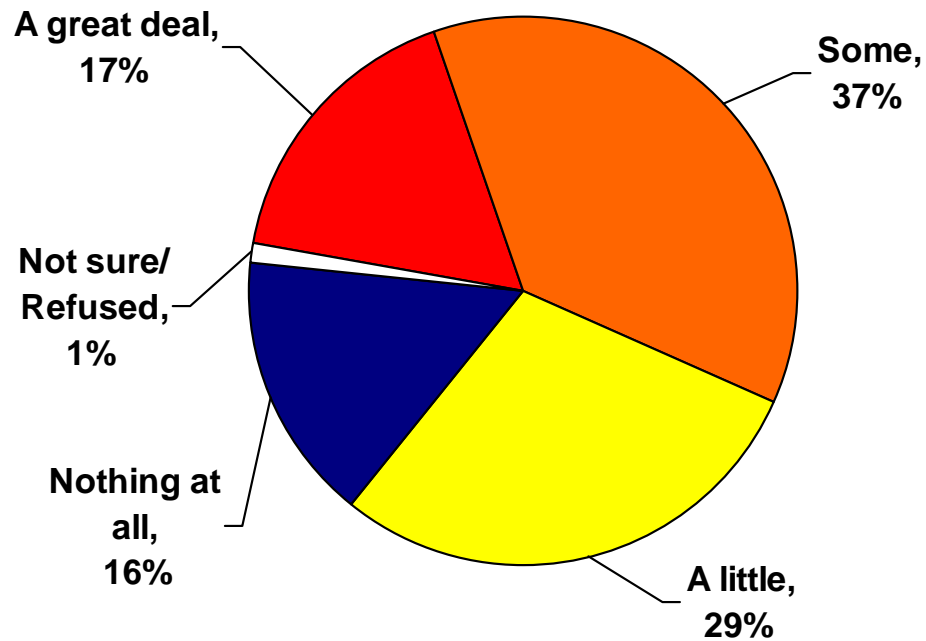
Ready for Change: AARP Survey of Oregonians Age 35+ on Health Care Reform (N=821)



Detailed Findings: Specific Reform Proposals

Prior Awareness of Health Care Reform Proposals

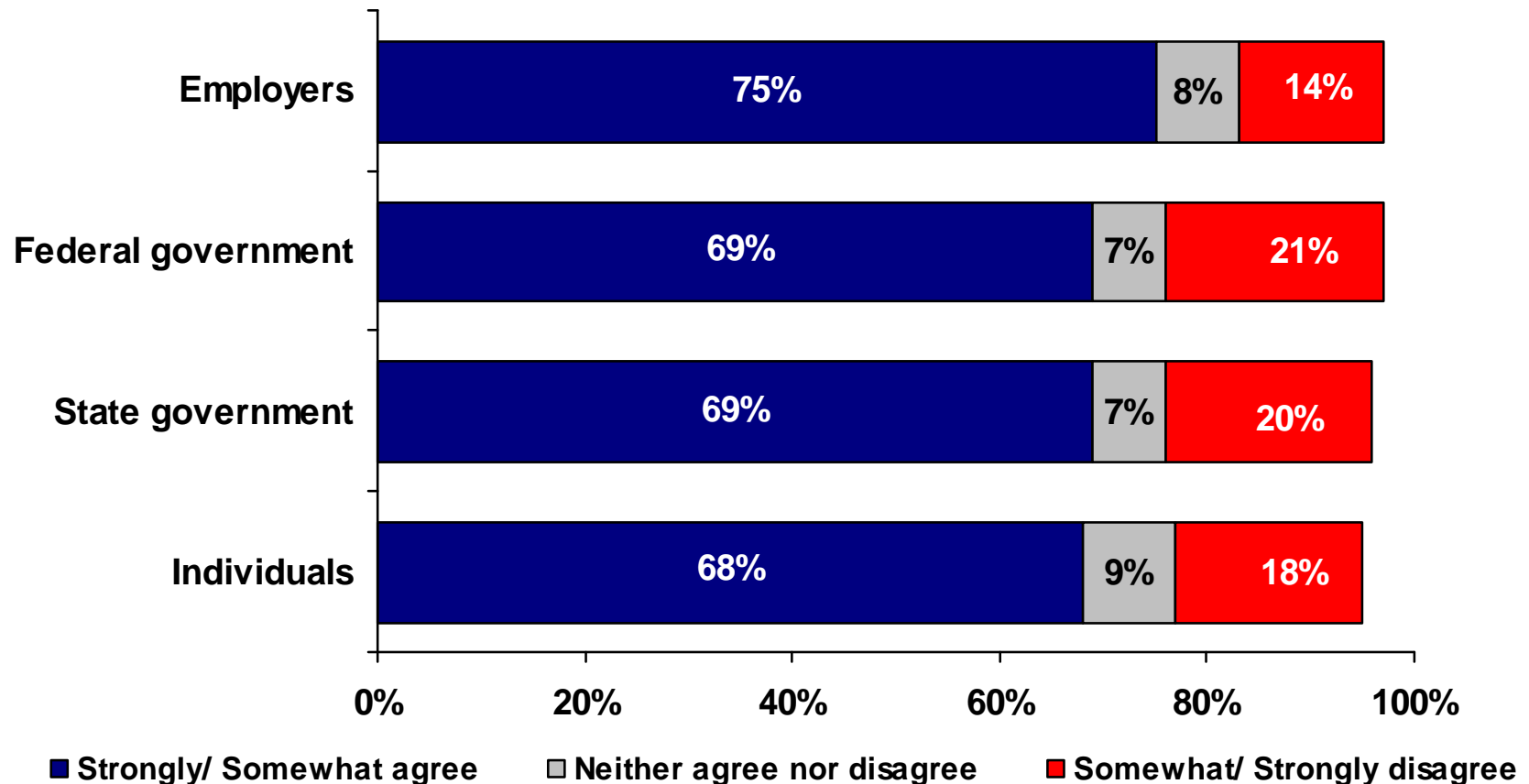
In the past 12 months, how much have you heard about proposals or other work aimed at improving the health care system in Oregon?



Ready for Change: AARP Survey of Oregonians Age 35+ on Health Care Reform (N=821)

Shared Responsibility to Provide Coverage

Who should contribute so everyone can have access to quality, affordable health care?



Note: Each of these questions had 1% of "not sure" responses and refusals of 1% or less.

Ready for Change: AARP Survey of Oregonians Age 35+ on Health Care Reform (N=821)



Shared Responsibility to Provide Coverage

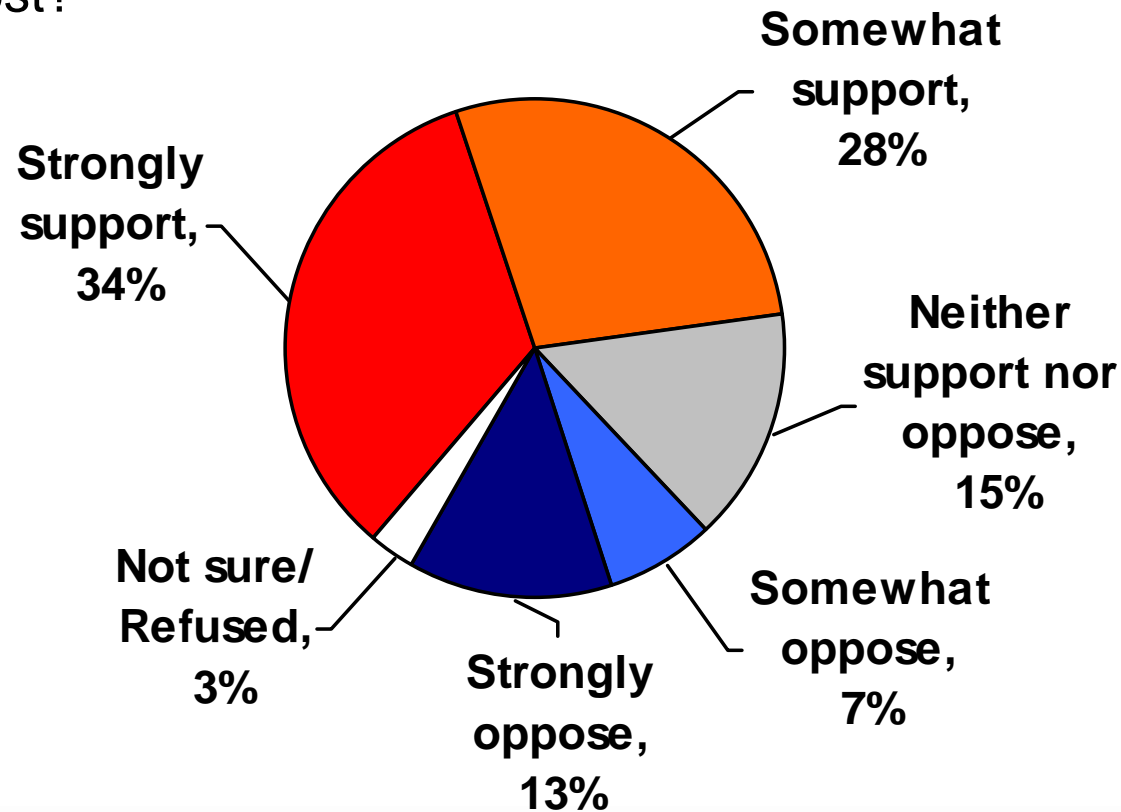
There is considerable agreement among respondents from each political party about who should contribute so everyone can have access to quality, affordable health care.

Percent That Strongly/Somewhat Agree Each Group Should Contribute

	Democrats	Independents	Republicans
Employers	82%	75%	67%
Federal Gov't	86%	76%	46%
State Gov't	88%	72%	51%
Individuals	73%	71%	63%

Require Employers to Pay a Fee for Uninsured

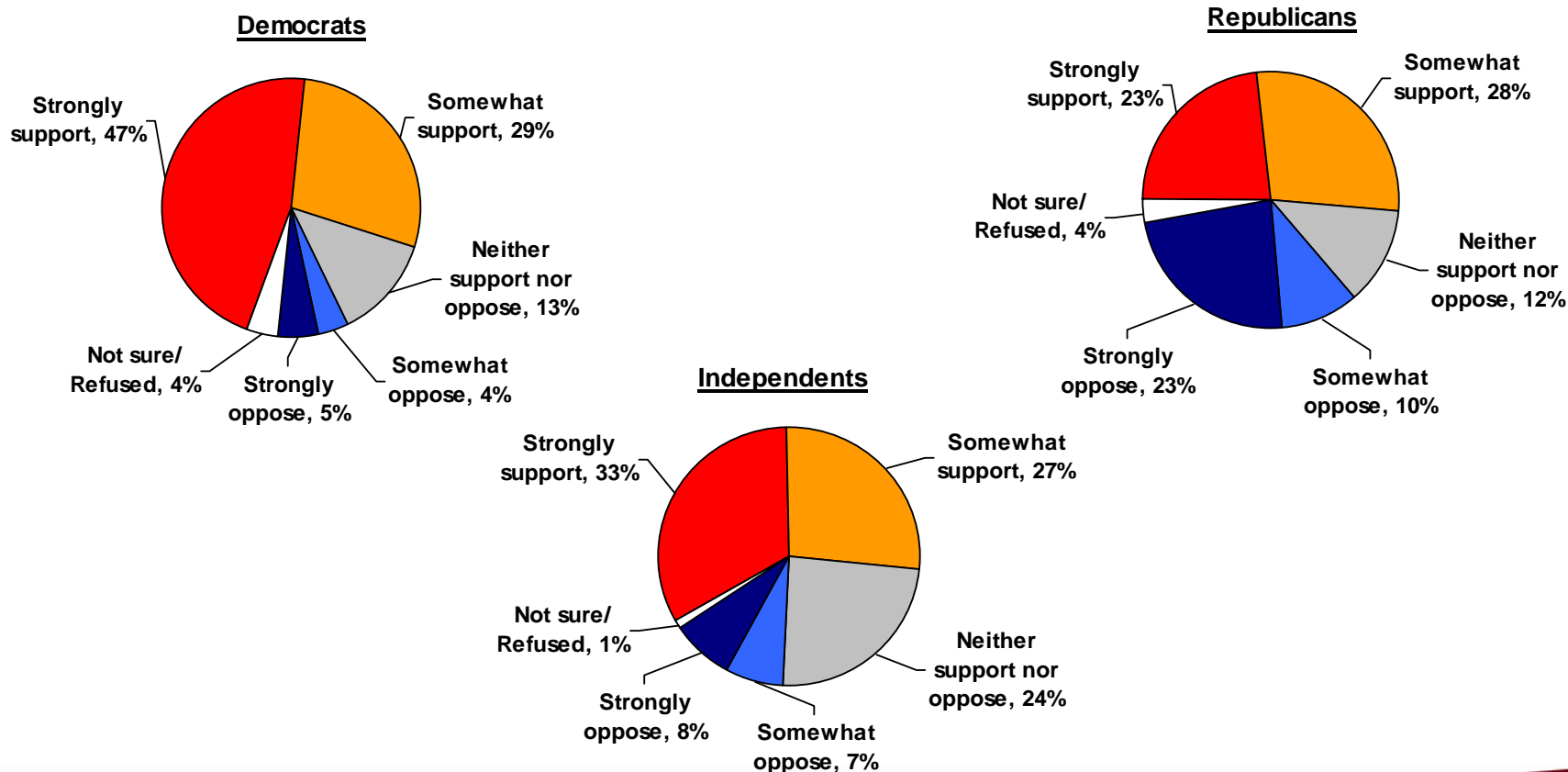
How strongly do you support or oppose requiring Oregon employers who do not offer health insurance coverage to their workers to pay a fee so the State can help these uninsured employees buy health insurance at an affordable cost?



Ready for Change: AARP Survey of Oregonians Age 35+ on Health Care Reform (N=821)

Require Employers to Pay a Fee for Uninsured

A majority supports requiring Oregon employers who do not offer health insurance coverage to their workers to pay a fee so the State can help these uninsured employees buy health insurance at an affordable cost.

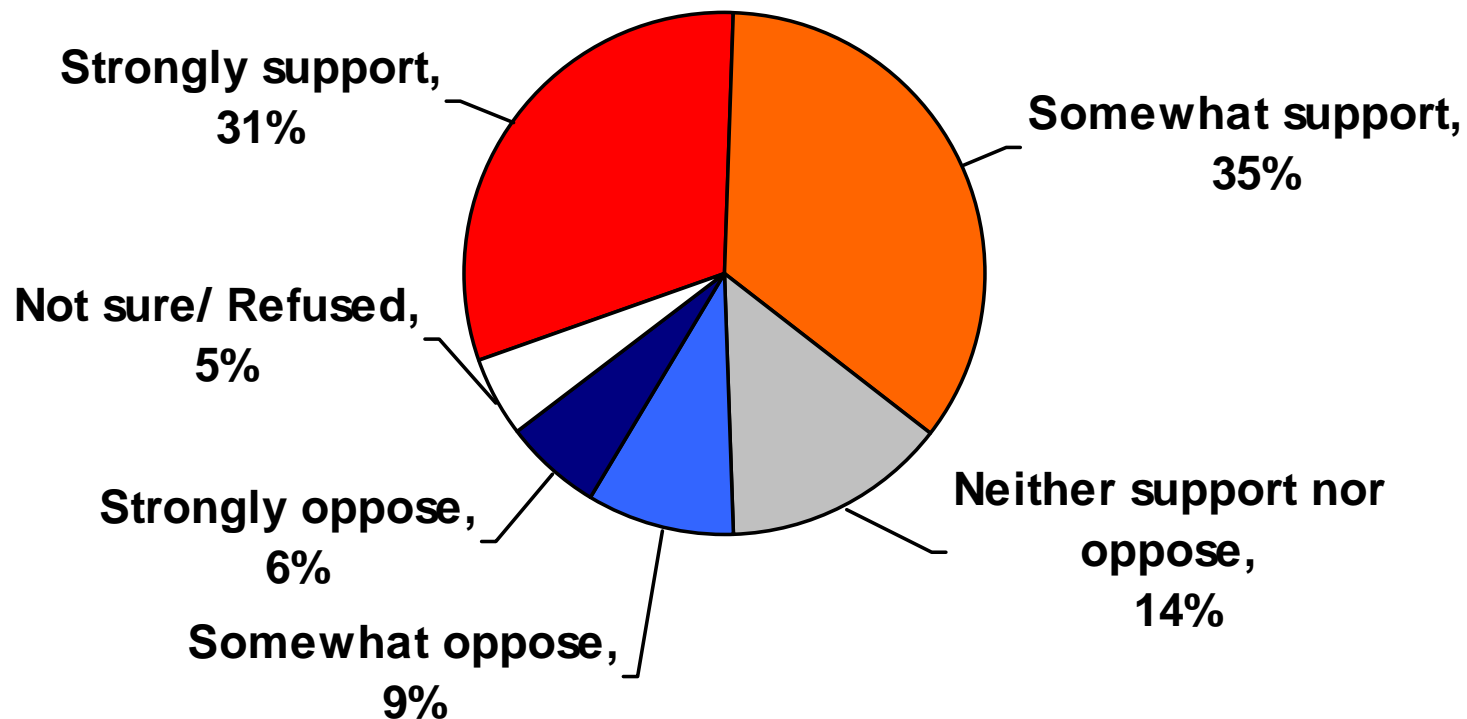


Ready for Change: AARP Survey of Oregonians Age 35+ on Health Care Reform (N=821)



Require Residents to Purchase Coverage

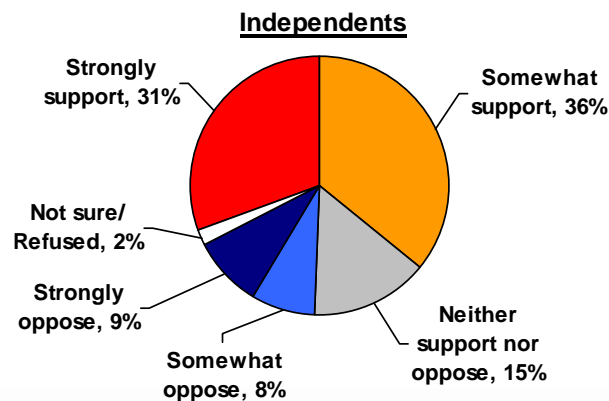
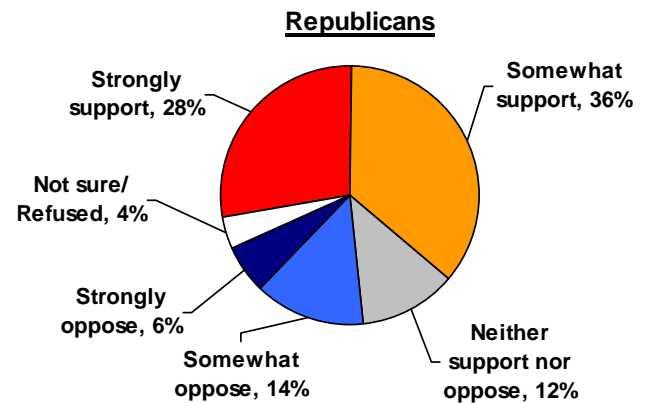
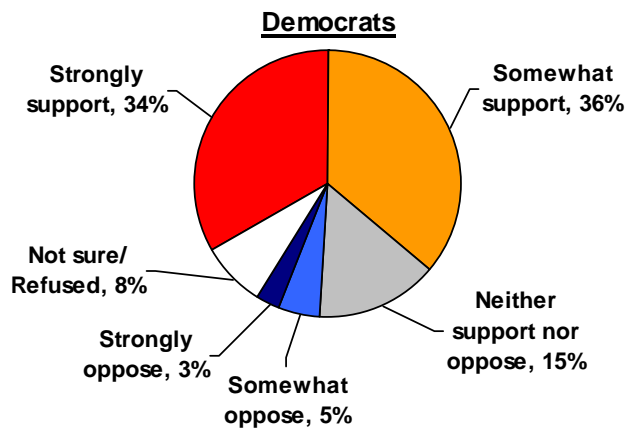
How strongly do you support or oppose requiring all Oregon residents who do not have health insurance coverage, either through an employer or through a public program, purchase coverage on their own, assuming there would be assistance for those who needed help paying for it?



Ready for Change: AARP Survey of Oregonians Age 35+ on Health Care Reform (N=821)

Require Residents to Purchase Coverage

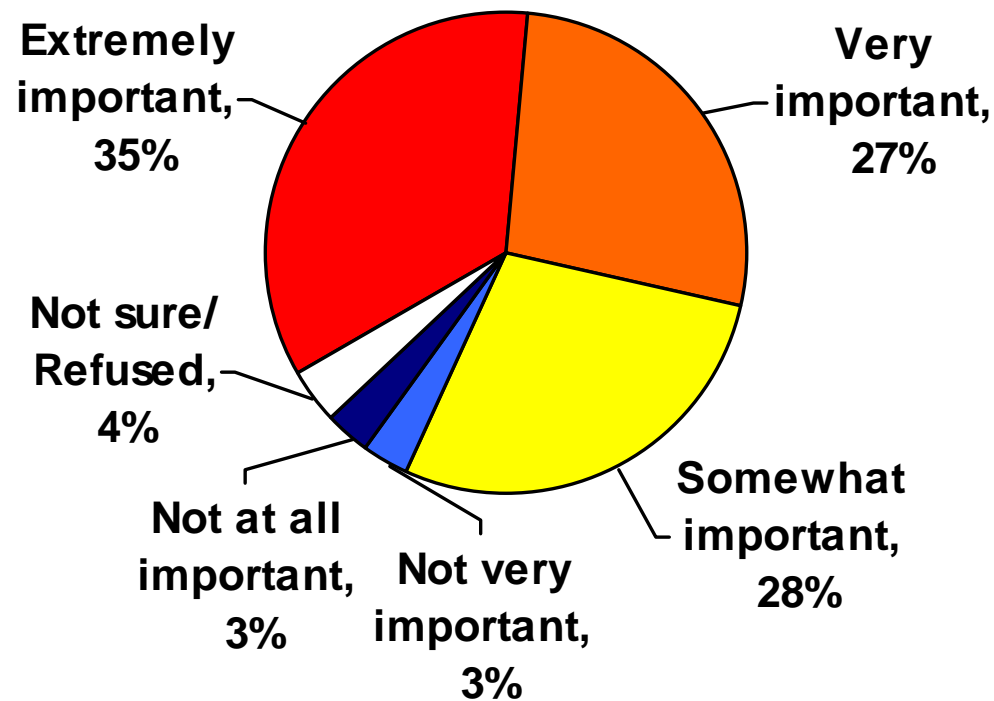
A majority supports requiring all Oregon residents who do not have health insurance coverage, either through an employer or through a public program, purchase coverage on their own, assuming there would be assistance for those who needed help paying for it.



Ready for Change: AARP Survey of Oregonians Age 35+ on Health Care Reform (N=821)

Make Out of Pocket Expenses Affordable

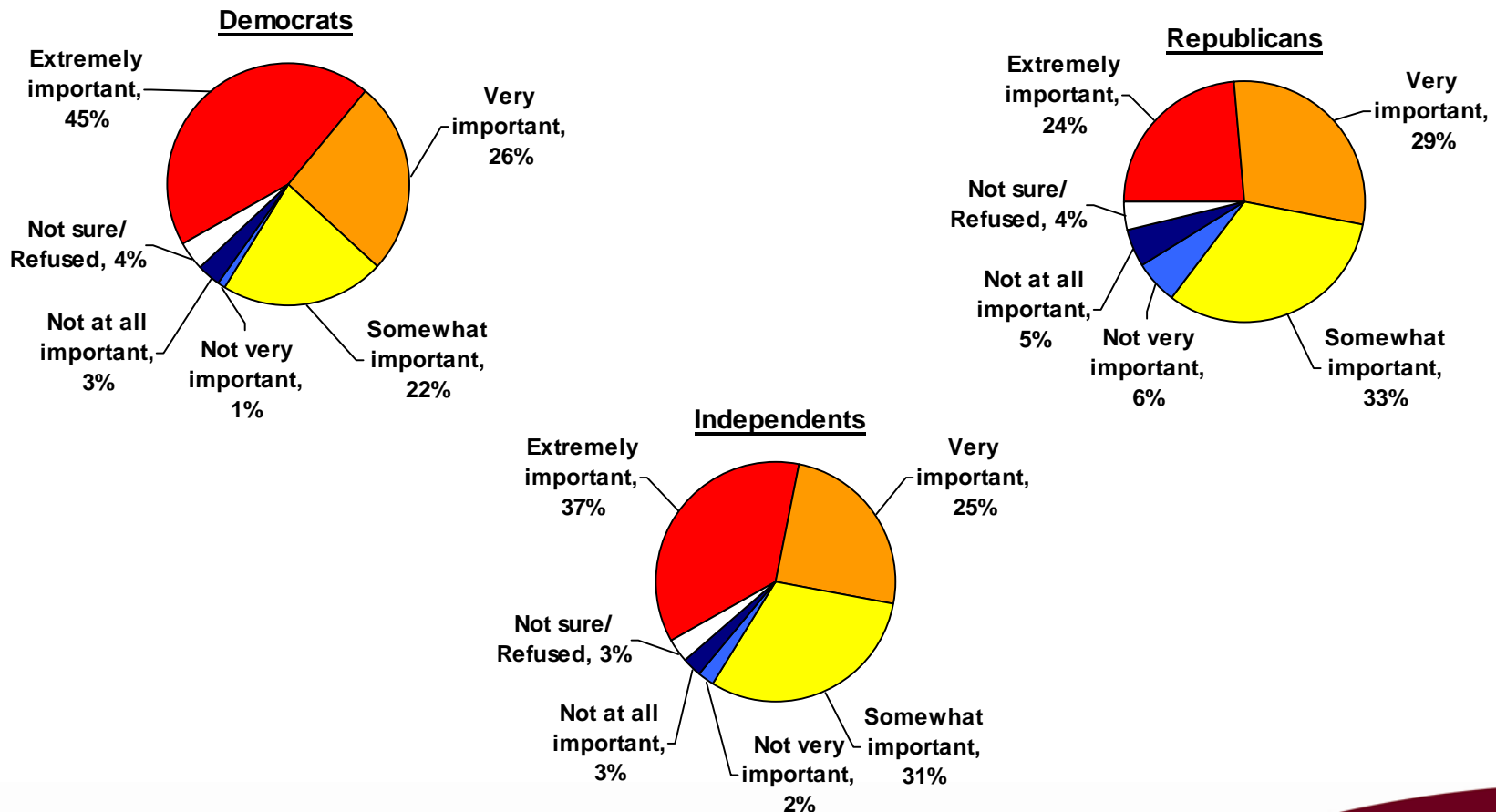
How important do you think it is that total out-of-pocket expenses, not just the premiums, are made affordable for those who would be required to purchase insurance coverage under these proposals?



Ready for Change: AARP Survey of Oregonians Age 35+ on Health Care Reform (N=821)

Make Out of Pocket Expenses Affordable

More than half of respondents, regardless of political party, thinks it is important that total out-of-pocket expenses, not just the premiums, are made affordable for those who would be required to purchase insurance coverage under these proposals.

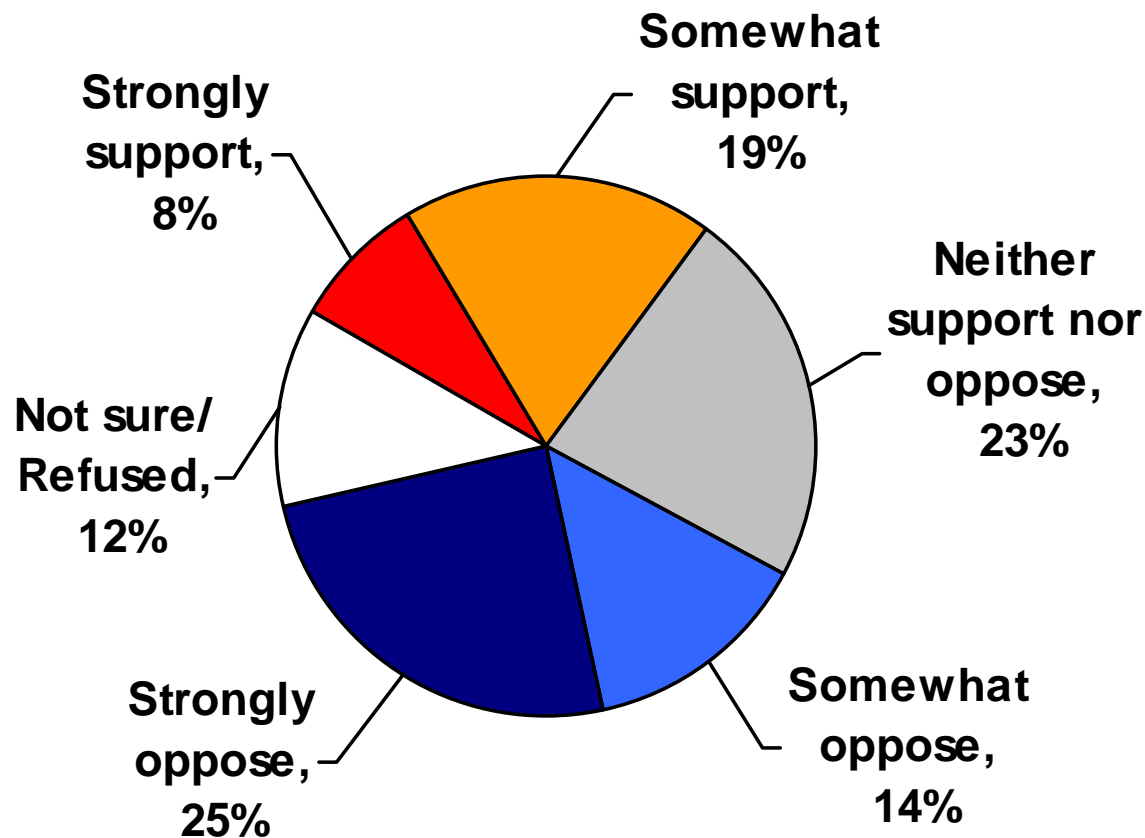


Ready for Change: AARP Survey of Oregonians Age 35+ on Health Care Reform (N=821)



Require State-Based Coverage of Medicare Recipients

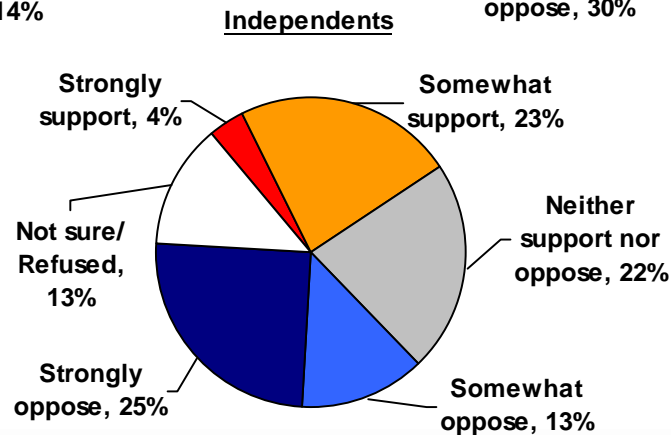
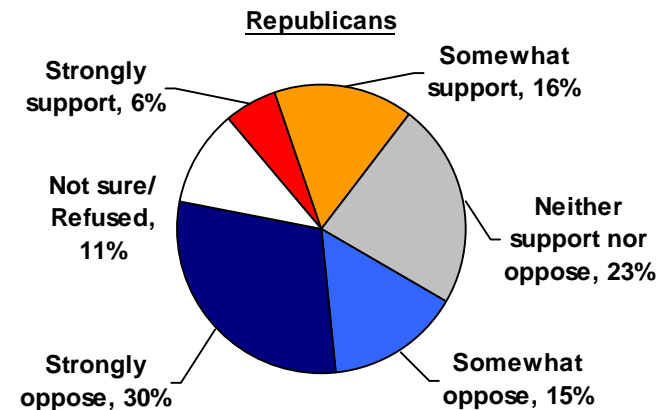
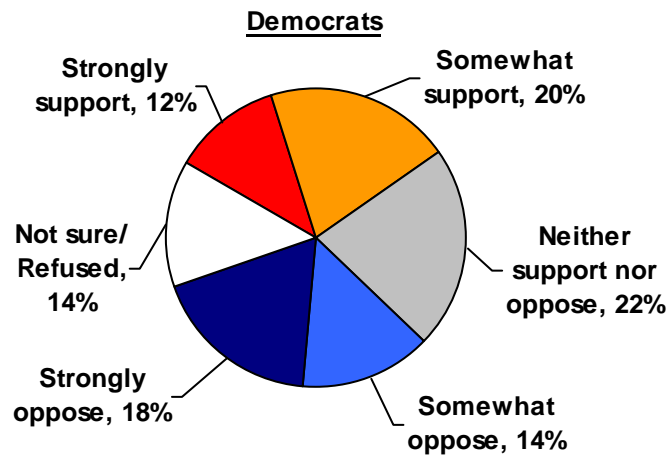
How strongly would you support or oppose requiring those in Oregon who are covered by Medicare to be covered instead by a state-based program of insurance?



Ready for Change: AARP Survey of Oregonians Age 35+ on Health Care Reform (N=821)

Require State-Based Coverage of Medicare Recipients

There is more opposition than support, in both political parties, for requiring those in Oregon who are covered by Medicare to be covered instead by a state-based program of insurance.



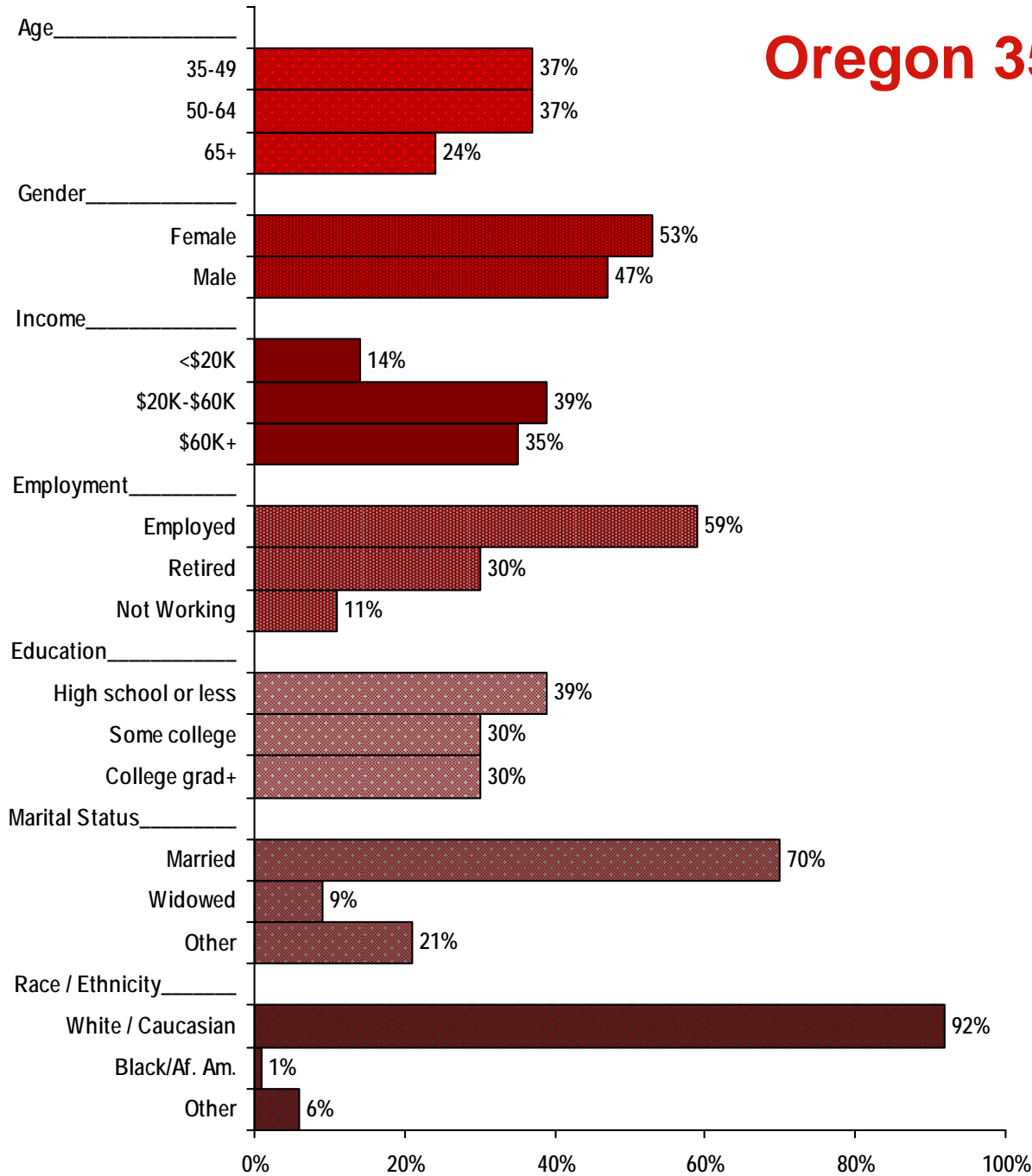
Ready for Change: AARP Survey of Oregonians Age 35+ on Health Care Reform (N=821)

Respondent Profile

Respondent Profile

- 83% have health care coverage, mostly through a current employer (50%), Medicare (30%), or an individually purchased health care plan (14%)
- 23% employed respondents do not have health care coverage through their employer (n=628)
- 35% say they have a chronic medical condition
- 31% consider themselves to be Democrat, 34% say they are Republican, and 24% say they are Independent
- 67% say they always vote in state elections; 21% say they vote most of the time

Oregon 35+ Demographics (N=821)



Methodology

AARP commissioned this study to assess public opinion in Oregon on health care, specifically concerns about the future and support for reform efforts to expand and improve health care coverage in the State. FGI Research, Inc. conducted telephone surveys with 821 Oregon residents age 35 and older between December 19, 2007 and January 4, 2008.

- Sampling error of plus or minus 3.5%
- Data weighted by age and gender
- Response rate=19% and cooperation rate=29%
- Percentages may not add up to 100 due to rounding effects

AARP is a nonprofit, nonpartisan membership organization that helps people 50+ have independence, choice and control in ways that are beneficial and affordable to them and society as a whole. AARP does not endorse candidates for public office or make contributions to either political campaigns or candidates. We produce AARP The Magazine, published bimonthly; AARP Bulletin, our monthly newspaper; AARP Segunda Juventud, our bimonthly magazine in Spanish and English; NRTA Live & Learn, our quarterly newsletter for 50+ educators; and our website, AARP.org. AARP Foundation is an affiliated charity that provides security, protection, and empowerment to older persons in need with support from thousands of volunteers, donors, and sponsors. We have staffed offices in all 50 states, the District of Columbia, Puerto Rico, and the U.S. Virgin Islands.

For more information please contact:

**Katherine Bridges at:
202.434.6329 or email kbridges@aarp.org**

Copyright © 2008

**AARP; Knowledge Management
601 E Street, NW, Washington, DC 20049
www.aarp.org/research**

Reprinting with Permission

