

Perceptions of Health Care Reform among 18+ Louisiana Residents: *Challenges and Opportunities*

Presented by

Joanne Binette & Brittne Nelson

May 15, 2008



The power to make it better.®

Overview

The State of Health Care in Louisiana.....	4
Methodology.....	6
Demographics.....	7
Perceptions and Worries.....	9
Support for Reform.....	11
Specific Reform Proposal.....	12
Likelihood to Vote for a Candidate who Supports Reform... 	13
Respondent Profile.....	14
Recommendations.....	17

What is the current state of health care in Louisiana?



The State of Health Care in Louisiana

Uninsured	Louisiana	Nation
Non elderly (age 0-64)	23% (900,000)	18%
Adults (age 19-64)	27% (700,000)	20%
Poor adults (under 100% FPL)	53% (300,000)	46%

Two Tier System

- Tier 1 dedicated to the care of the insured
- Tier 2 dedicated to the care of the uninsured

The State of Health Care in Louisiana

Charity Hospital System

10 hospitals located in 10 different cities

Goals:

- Provide free medical care
- Provide a training ground for medical students

Federal Government Funded

Post Hurricane Status

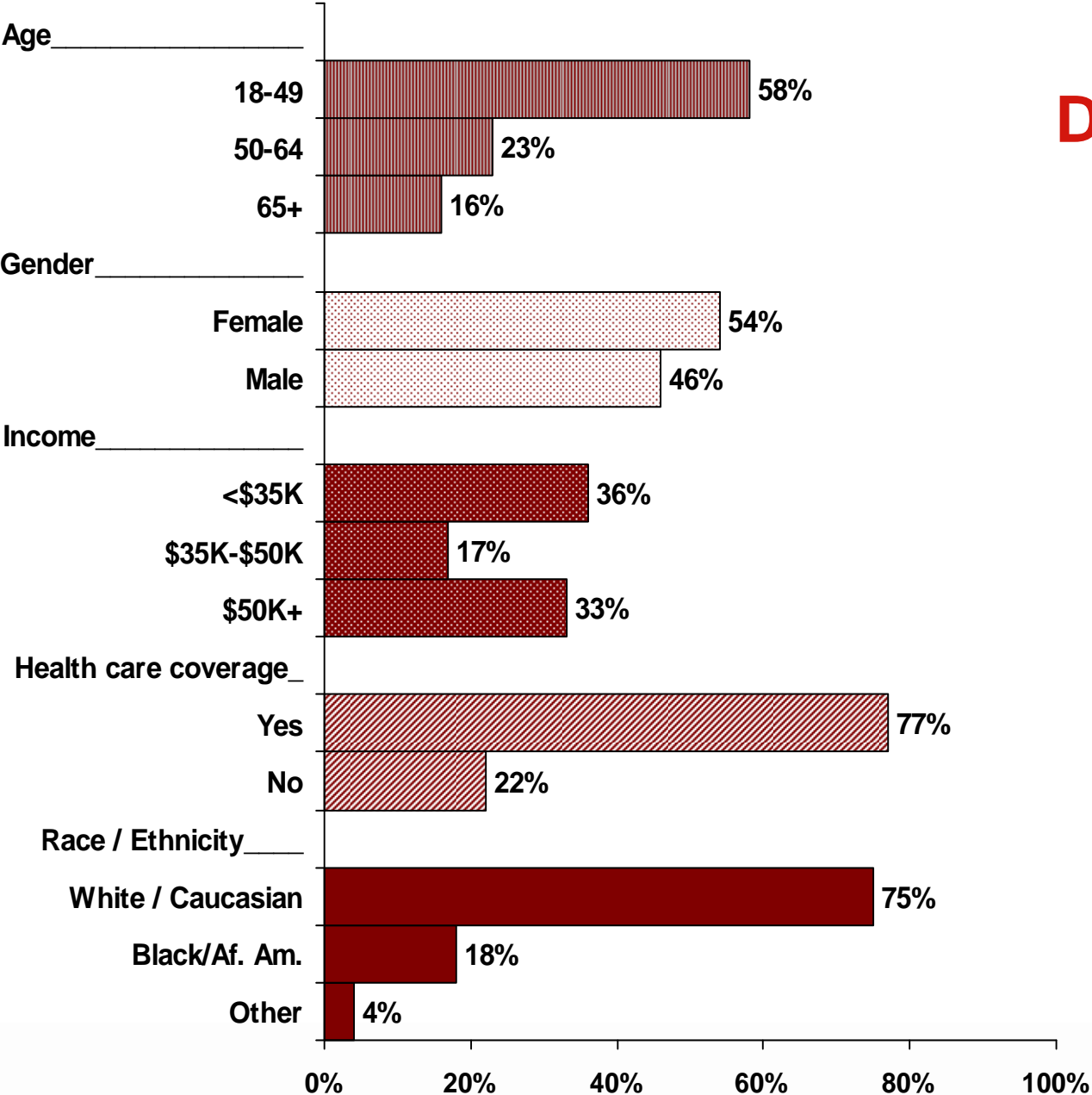


Methodology

Random digit dial (RDD) telephone surveys with 800 Louisiana residents age 18+ between April 23, 2007 and May 12, 2007.

- **Eligibility identified by telephone prefix and confirmed with self-reported zip code**
- **Sampling error of plus or minus 3.5%**
- **Data weighted by age, gender, and education**
- **Response rate=13% and cooperation rate=25%**
- **Percentages may not add up to 100 due to rounding effects**

Louisiana Demographics



N = 800

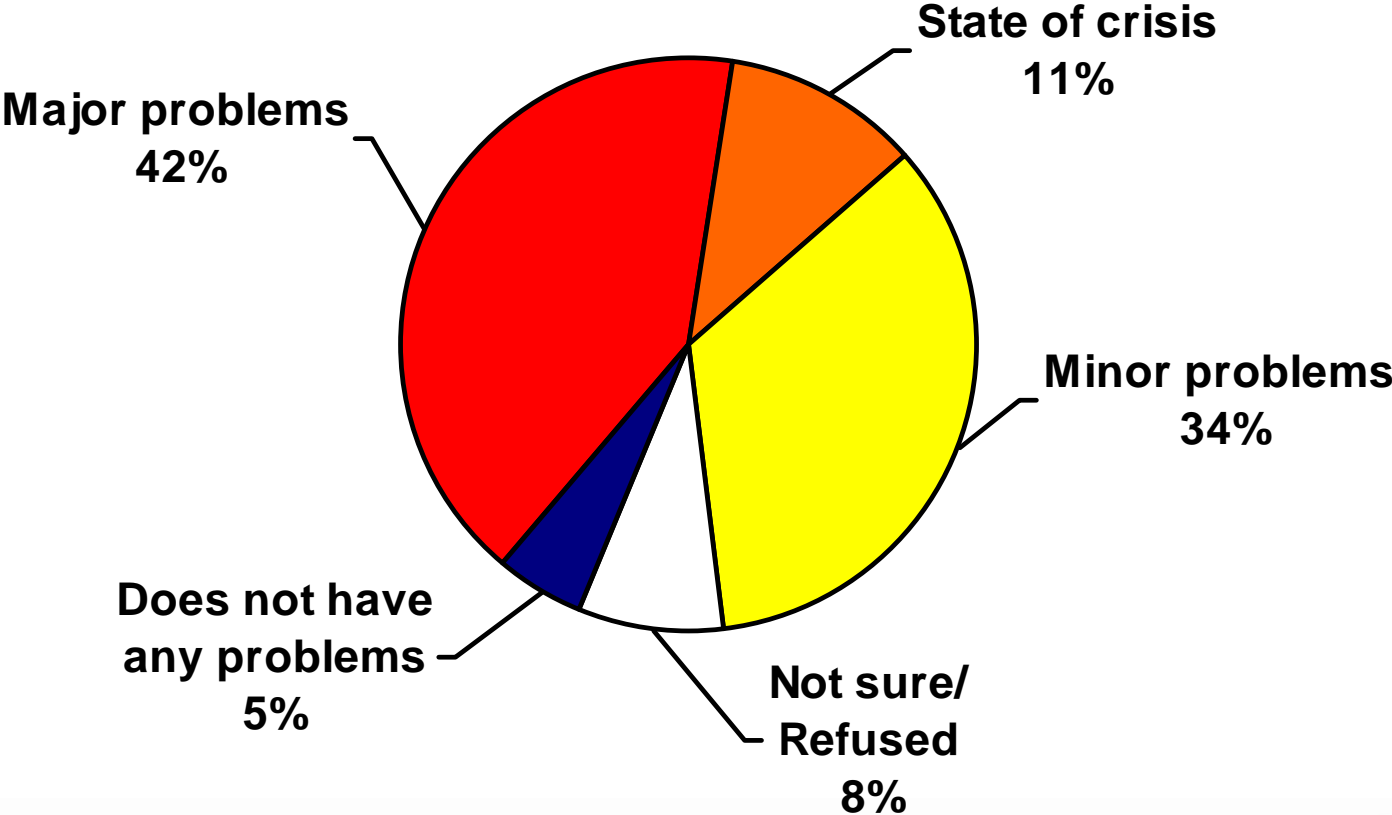


What did the research show?



Perceptions of the State of Health Care in Louisiana Today

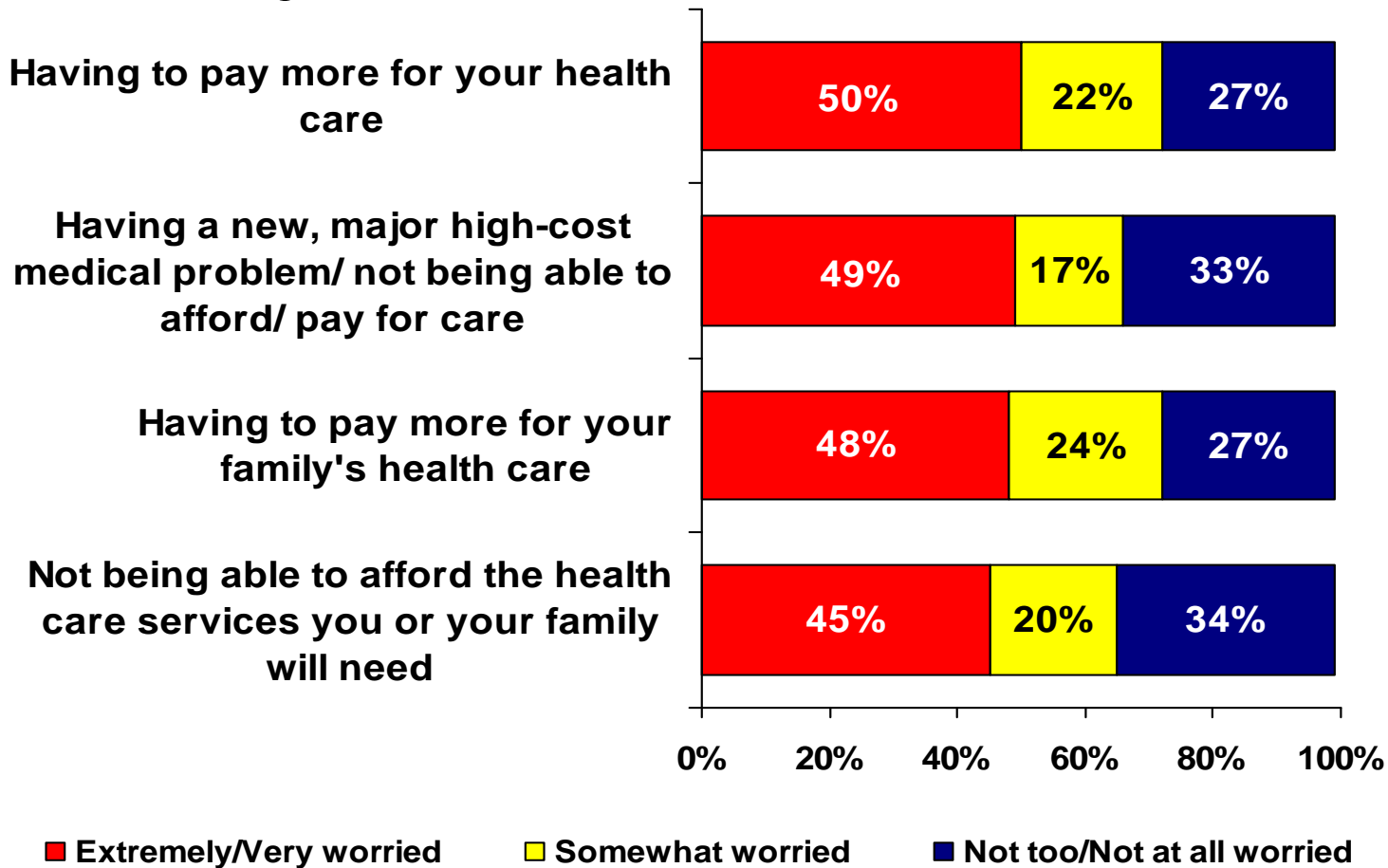
Which of these statements do you think best describes the state of health care in Louisiana today?



N = 800

Worries About Health Care Affordability

Looking ahead to the next five years, how worried are you about each of the following?

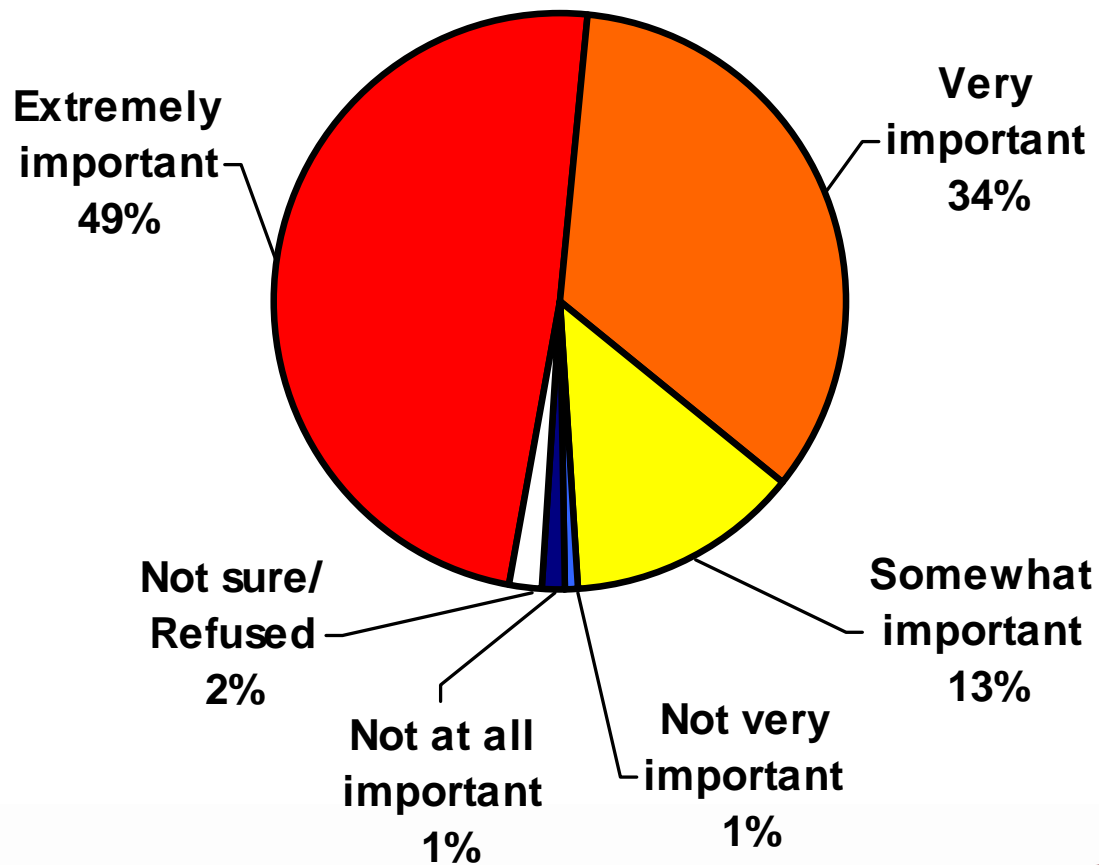


Note: Each of these questions had 1% of "not sure" responses and refusals of 1% or less.

N = 800

Support for Reform

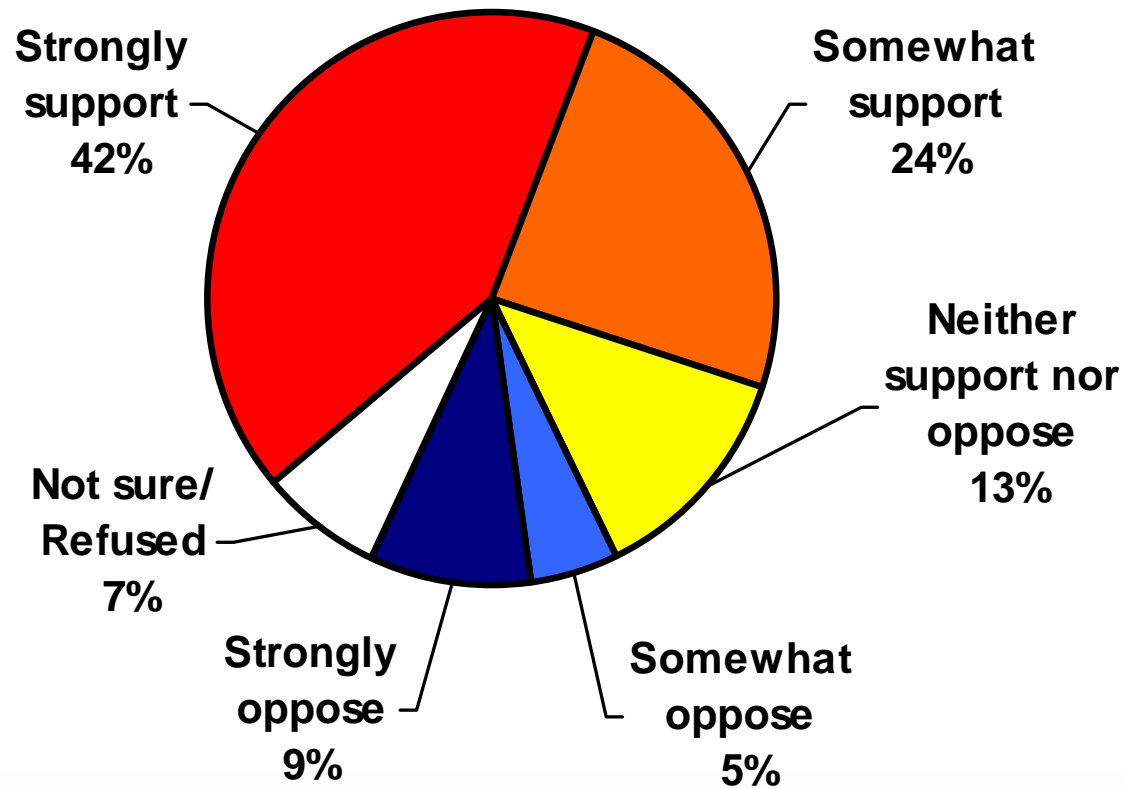
How important is it to you to be able to easily navigate through the health care system and to access the health care services you or your family need?



N = 800

Specific Reform Proposal

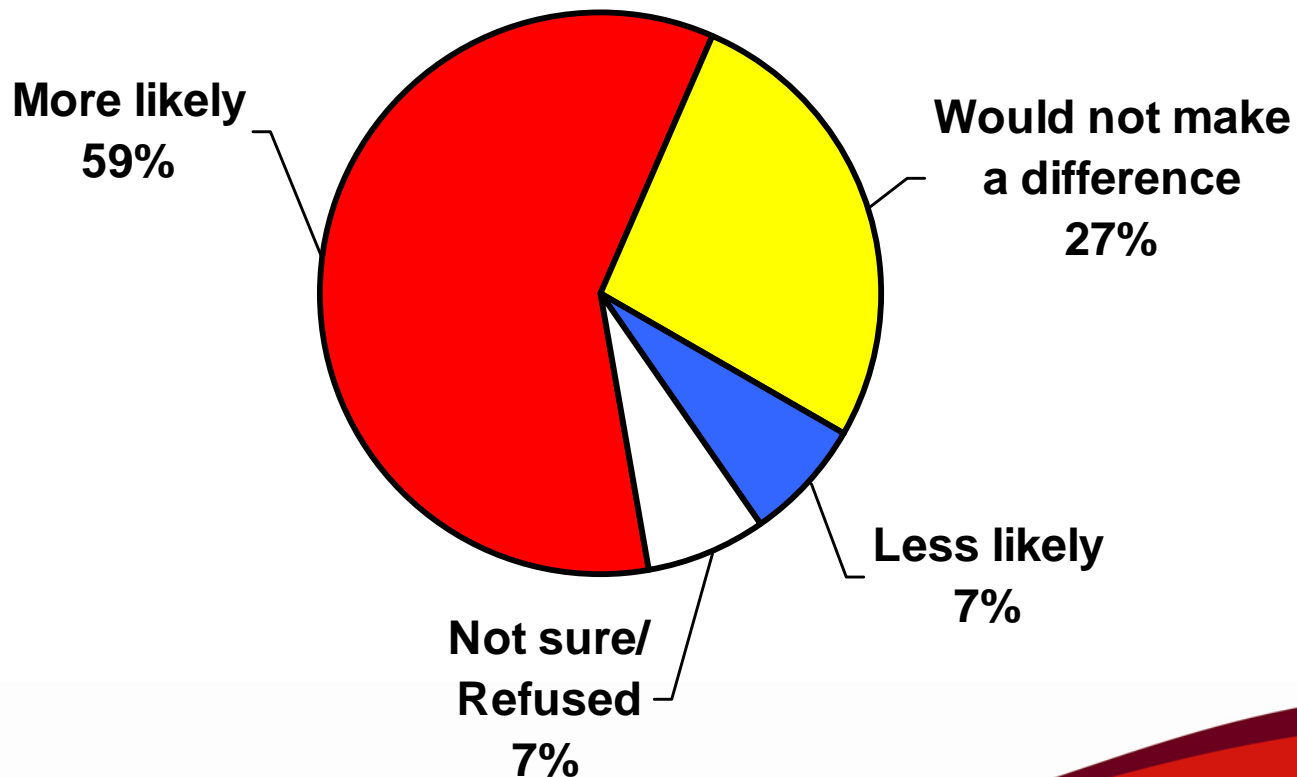
How strongly do you support or oppose using some of these funds for the Charity Hospital System to expand the availability of Medical Homes in the state?



N = 800

Likelihood to Vote for a Candidate who Supports Reform

Would you be more or less likely to vote for a candidate for public office if he or she supports the creation of a system that makes the same basic health care coverage available to all Louisianans at affordable rates or would it not make a difference in how you vote?



N = 800

Respondent Profile: With Health Care Coverage

77% currently have some form of health care coverage

Most covered through employer-provided health care

- **Current employer (46%)**
- **Spouse's current employer (25%)**
- **Previous personal or spouse employer (28%)**

10% did not have health care coverage at some time during the past 12 months

Top worries are having to pay more for their or their family's health care

Respondent Profile: *Without* Health Care Coverage

22% do not have some form of health care coverage

59% have been without health care coverage for five years or longer

47% say the top reason they do not have health care coverage is because they can not afford it

60% did not see a doctor in the past 12 months because of cost

Having a new, major high-cost medical problem and not being able to afford the medical care for the problem is the top worry

What are the implications of the research?



Recommendations

Implement Major Change

- **Make health care more affordable**
- **Ensure that the health care system is easy to navigate**
- **Establish a primary care physician to help coordinate care**

For More Information

Full report available at www.aarp.org/lahcr

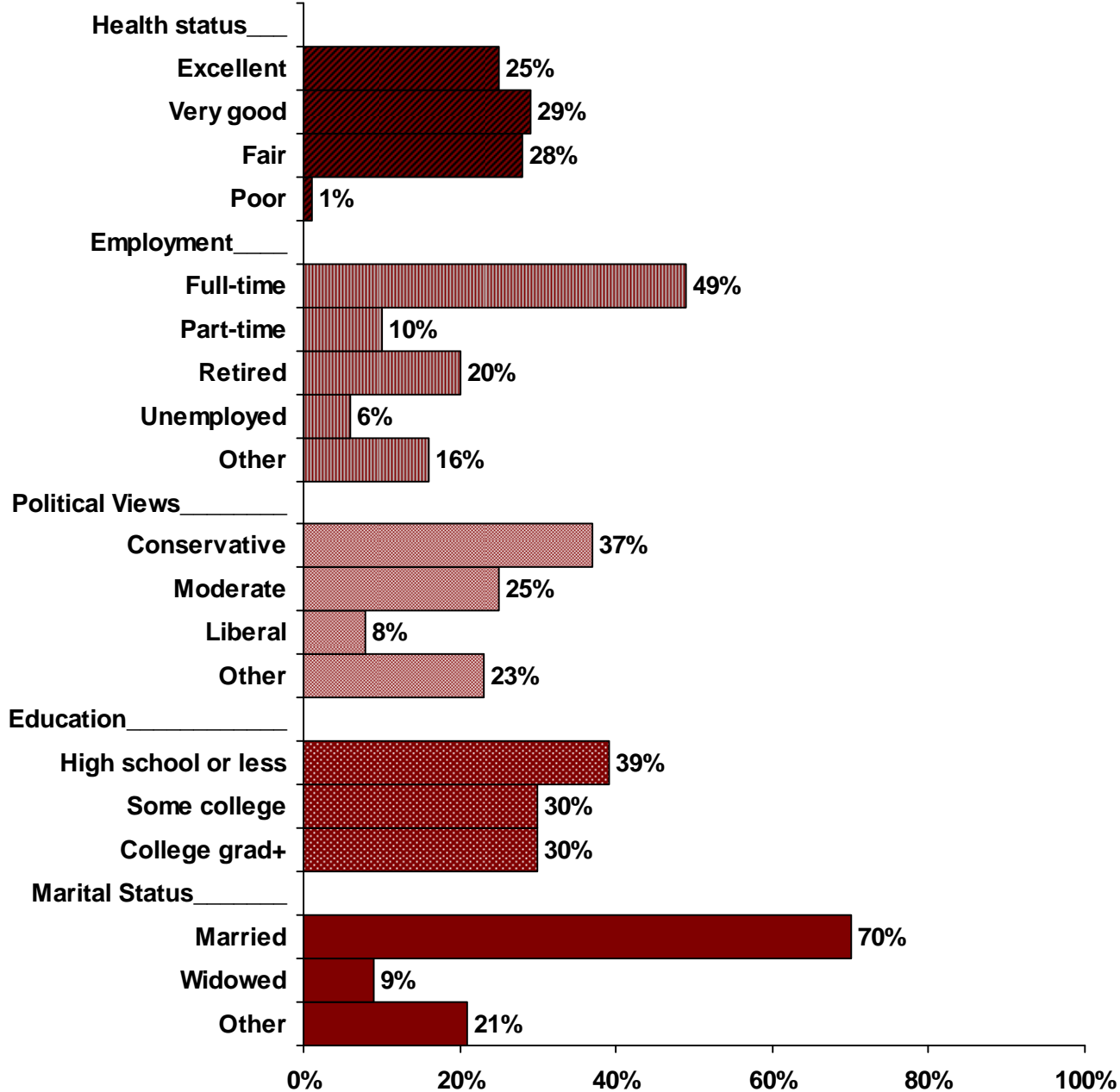
Joanne Binette at: 202.434.6303 or email
jbinette@aarp.org

Brittne Nelson at: 202.434.6307 or email
bnelson@aarp.org

Copyright © 2008

AARP; Knowledge Management
601 E Street, NW
Washington, DC 20049
www.aarp.org/research

Additional Louisiana Demographics



N = 800