A decorative graphic is present on the page. It features a large, thin yellow arc that starts near the top right and curves down towards the bottom right. A horizontal line and a vertical line intersect at the end of this arc in the bottom right quadrant. A small yellow square is placed at the intersection of the vertical line and the horizontal line. In the top left corner, there is a solid green rectangular area. A thin vertical line extends downwards from the bottom edge of this green area, and a thin horizontal line extends to the right from its top edge, meeting the vertical line at the intersection point of the yellow arc's lines.

**Iowa Home and
Community-Based
Long-Term Care:
An AARP Survey**

Published January 2002



Iowa Home and Community-Based Long-Term Care: An AARP Survey

Data Collected by Woelfel Research, Inc.
Report Prepared by Anita Stowell-Ritter

Copyright © 2002
AARP
Knowledge Management
601 E Street NW
Washington, D.C., 20049
<http://research.aarp.org>
Reprinting with Permission

AARP is a nonprofit, nonpartisan membership organization for people 50 and over. We provide information and resources; advocate on legislative, consumer, and legal issues; assist members to serve their communities; and offer a wide range of unique benefits, special products, and services for our members. These benefits include *AARP Webplace* at www.aarp.org, *Modern Maturity* and *My Generation* magazines, and the monthly *AARP Bulletin*. Active in every state, the District of Columbia, Puerto Rico, and the U.S. Virgin Islands, AARP celebrates the attitude that age is just a number and life is what you make it.

Acknowledgements

AARP staff from the Iowa State Office, State Affairs, and Knowledge Management contributed to the design of this study. Special thanks go to AARP staff including John McCalley, Iowa State Office; Ilene Henshaw, State Affairs; John Luehrs, State Affairs; Gretchen Straw, Knowledge Management; and Rachelle Cummins, Knowledge Management. John Woelfel and Leslie Seabright, Woelfel Research, Inc., insured a timely and high quality survey. Anita Stowell-Ritter, AARP Knowledge Management, managed all aspects of the project and wrote the report. For more information, contact Anita Stowell-Ritter at (202) 434-6205.

Background

In FY 2000, the Iowa State Legislature established the Senior Living Trust to help transform Iowa's health care system to serve its rapidly growing older Iowan population.

The funds for the Trust were designated for two categories of activity:

- Support and development of home and community-based services
- Funding for brick and mortar projects to convert unused nursing home space for alternative services such as adult day care, respite care, and assisted living.

When it was funded in 2000, it was estimated that 8,000 older Iowans would receive services through the Trust; however, during its first ten months of operation, 9,500 older Iowans and their families received services and others were waiting for services.

Even though demand for Trust services exceeded estimates, in FY 2002, \$20 million dollars were taken from the Trust to pay for other state services.

The AARP Iowa Home and Community-Based Long-Term Care Services Survey investigates Iowa AARP members support for funding these services. Specifically, the survey explores the

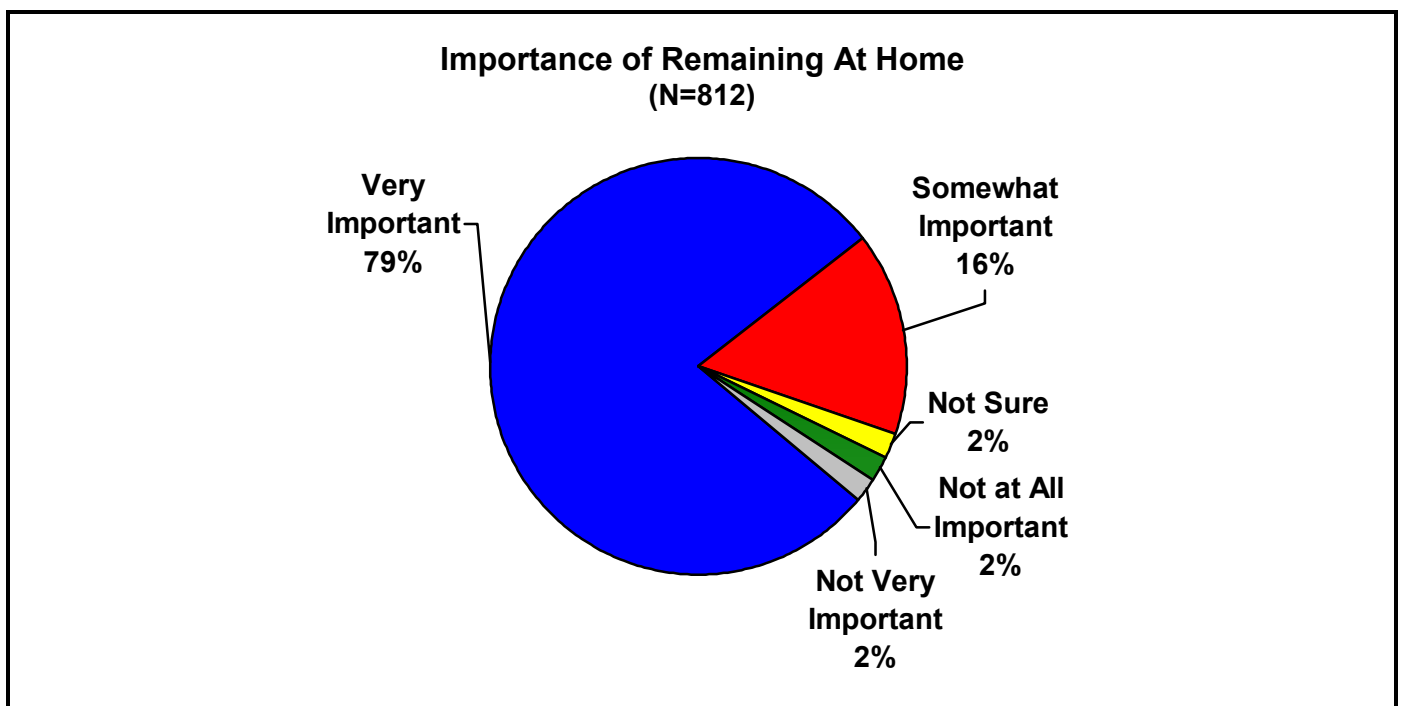
- Importance of receiving long-term care services in the home and community
- Support for restoring the \$20 million to the Iowa Senior Living Trust Fund
- Support for increasing state funding for home and community-based long-term care
- Support for increasing funding to the Iowa Department of Elder Affairs to finance home and community-based care
- Influence of a state candidate's position on expanding funding for home and community-based care on voting behavior.

Findings

Nearly all Iowa members say it is important to remain in their own homes as long as possible if they needed long-term care services.

Nearly four in five (79%) Iowa members say that it is very important to them to be able to stay at home as long as possible if they or a member of their family needed long-term care services.

Members age 75 and older are more likely (83%) than those ages 50 to 59 (76%) to report that staying at home is very important to them.

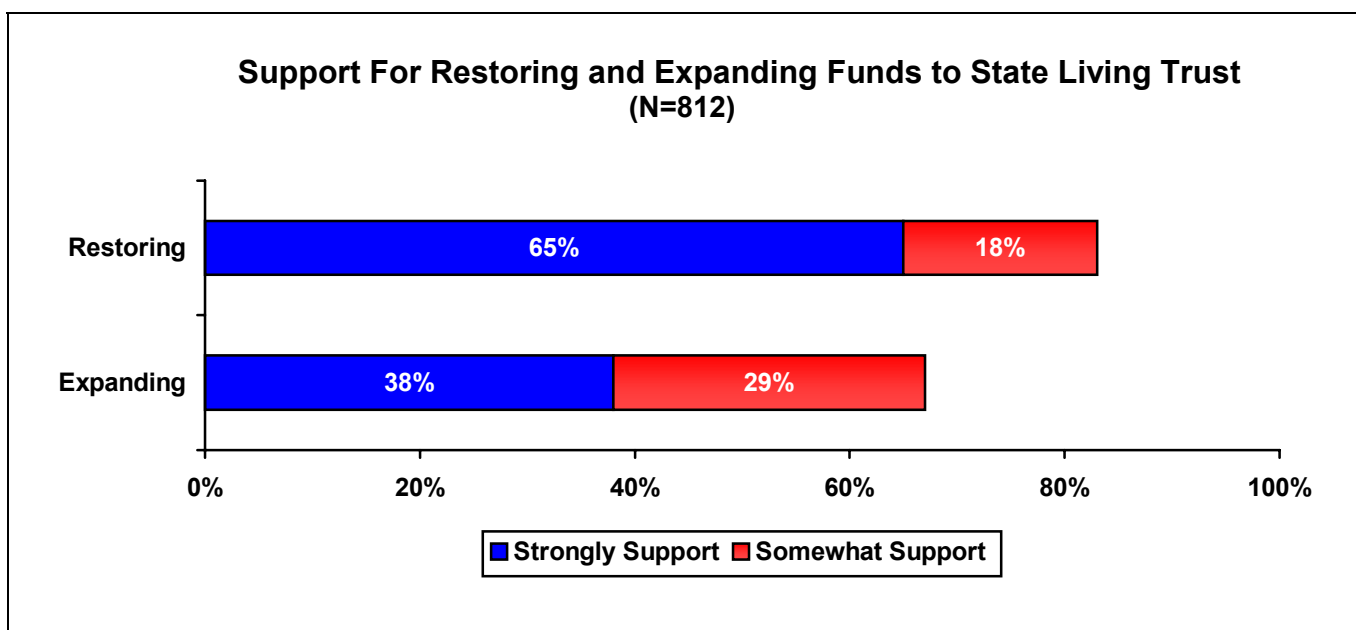


More than four-fifths of Iowa members support restoring funding for the Senior Living Trust Fund, and two-thirds support increased funding.

A core goal of the Senior Living Trust Fund is to support and develop home and community-based care services. Even though demand for services is high, in FY 2002, \$20 million was taken from the Trust to pay for other state services.

Iowa members were asked two questions about funding for the Iowa Senior Living Trust Fund. The first question asked about restoring funds taken from the Fund in the past year. It was followed by a question on expanding funding.

Four in five Iowa members indicate that they support returning the \$20 million taken from the Senior Living Trust in FY 2002 to support home and community-based long-term care options. Notably, one in ten (11%) members indicate they are unsure about the proposal.

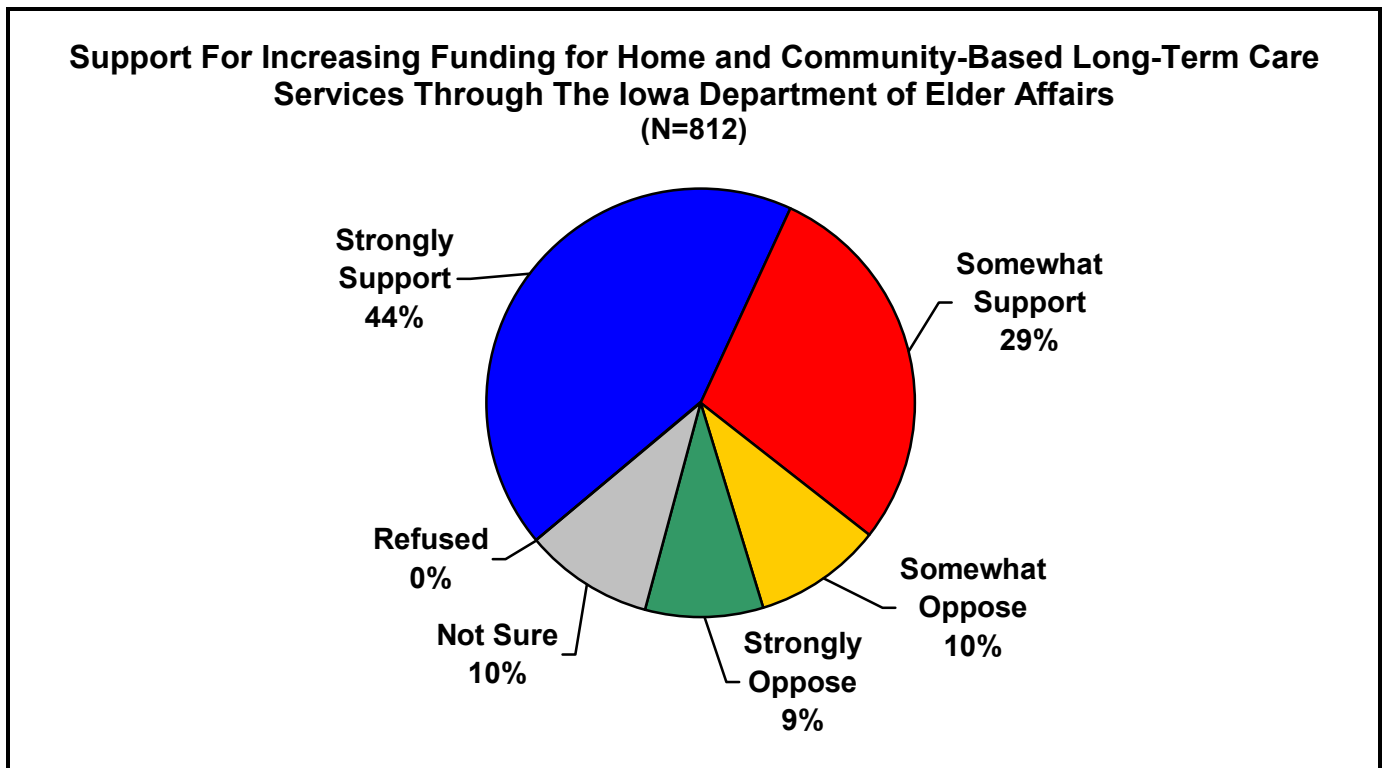


An additional, two in three indicate they would strongly or somewhat support efforts to increase state funds spent on home and community-based long-term care even if it means using Iowa “rainy day” funds. One in seven (15%) Iowa members report that they are unsure about the proposal, and a similar proportion (17%) opposes it.

Of those members who indicate they support restoration of the \$20 million taken from the Senior Living Trust Fund in FY 2002, nearly three in four (43% strongly or 30% somewhat) support expansion of the fund.

A majority of Iowa members support increasing state funding for the Iowa Department of Elder Affairs for home and community-based long-term care services.

Three in four members report they strongly or somewhat support efforts to increase state funds spent on home and community-based long-term care through the Iowa Department of Elder Affairs even if it means using Iowa “rainy day” funds. One in ten Iowa members report that they are unsure about the proposal.



Three in five Iowa members say a candidate’s position on expansion of home and community-based long-term care funding would influence their voting choices.

Three in five (61%) Iowa members indicate that they would be more likely to vote for a state candidate who supported legislation to expand home and community-based long-term care. Slightly more than one in four (28%) report that it would not make a difference, and three percent say it would make them less likely to vote for a candidate.

Conclusions

Nearly all Iowa members report that it is important to them to be able to stay in their own homes as long as possible if they needed long-term care services.

A majority of Iowa members solidly support restoring and expanding funding for home and community-based long-term care services to the Iowa Senior Living Trust Fund, even if it means using the Iowa “rainy day” fund.

Similarly, support for a proposal to expand funding to the Iowa Department of Elder Affairs for financing home and community-based long-term care is robust, even if it means using the Iowa “rainy day” fund.

A state candidate’s support for expanded funding for home and community-based care is likely to be a major factor in members’ voting behavior: three in five members indicate they would be more likely to vote for a candidate who supported expanded funding for home and community-based long-term care.

Methodology

AARP commissioned Woelfel Research to conduct a telephone survey of Iowa AARP members. A sample of 4,633 AARP members with known telephone numbers in Iowa was selected from AARP’s Insight© database. A total of 812 interviews were completed from December 13, 2001 to December 20, 2001, yielding a 29% response rate and 92% cooperation rate¹. The survey has a sampling error of ± 3.5 percent. This means that in 95 out of 100 samples of this size, the results obtained in the sample would fall in a range of ± 3.5 percentage points of what would have been obtained if every member in Iowa aged 50+ had been surveyed. Survey responses were weighted to reflect the actual distribution of age and gender of Iowa members.

Throughout the report, statistics representing member responses are reported in percentages. In some instances, percentages are small and may not seem to represent a significant proportion of members, yet when projected to the total Iowa membership the actual number of people may be substantial. As of July 2001, the number of member households in Iowa was 229,747 and that results in approximately 367,600 members in the state. Responses to all survey questions are in the attached annotated questionnaire.

For more information about this study, contact Anita Stowell-Ritter, AARP Knowledge Management, (202) 434-6205.

¹ The response rate is Response Rate 3 and the cooperation rate is Cooperation Rate 3 from the following publication: The American Association for Public Opinion Research. 2000. *Standard Definitions: Final Dispositions of Case Codes and Outcome Rates for Surveys*. Ann Arbor, Michigan: AAPOR.

ANNOTATED QUESTIONNAIRE

IOWA SUPPORT FOR HOME AND COMMUNITY BASED CARE

(Unweighted n =821, Weighted n = 821, Sampling Error = \pm 3.5 percent)
Responses weighted by age and gender.

(Percentages may not add to 100% due to rounding or multiple response. A “*” means less than 1%)

(ASK TO SPEAK WITH NAME LISTED IN SAMPLE FILE)

Hello, my name is _____. I'm calling on behalf of the AARP (American Association of Retired Persons) from *Vendor Name*. We are conducting a survey with AARP members in Iowa to find out about members' opinions on some important issues. Your views are important, and we would greatly appreciate your participation. **This is not a sales call, and you will not be asked to buy anything either now or later.**

Of course, as with all *Vendor Name* opinion surveys, your responses are kept entirely confidential.

(IF ASKED, “Where did you get my name?” SAY: “AARP provided a list of members for us to call.”)

A. (DO NOT READ) RECORD CALL STATUS

- | | | |
|---|-----------------------------------|--------------------------|
| 1 | Selected respondent available | CONTINUE |
| 2 | No such person | THANK AND TERMINATE/TQ-A |
| 3 | Selected respondent not available | SET UP CALLBACK |
| 4 | Spouse offered instead | CONTINUE |
| R | Refused | THANK AND TERMINATE/RQ-A |

(THERE IS NO Q.B)

MAIN QUESTIONNAIRE

This survey is about long-term care. By long-term care, we mean help for people who are frail, ill, or disabled who need help with regular daily activities, such as getting dressed, bathing, preparing meals or eating. This help could be provided at home, in the community or in a nursing home. Long-term care is provided on a regular basis for long periods of time.

1. If you or any member of your family needed long-term care services, how **important** would it be to you, personally, to be able to stay at home as long as possible?

79% **Very Important**
16% **Somewhat Important**
2% **Not Very Important**
2% **Not At All Important**
2% **Not Sure**
0% **(DO NOT READ) Refused**

The next two questions concern the Iowa Senior Living Trust Fund. This Fund supports home and community-based long-term care such as personal care and helps convert unused nursing home space into assisted living or adult day care centers.

Over the past six months, about twenty million dollars has been taken from this Fund and used for other purposes. My first question is:

2. Do you **support** or **oppose** returning the twenty million dollars to the Senior Living Trust to support home and community based care long-term care options? Is that **strongly** or **somewhat**?

66% **Strongly Support**
18% **Somewhat Support**
2% **Somewhat Oppose**
3% **Strongly Oppose**
11% **Not Sure**
1% **(DO NOT READ) Refused**

Last year, it was estimated that 8,000 seniors would use Senior Living Trust Fund services. However, in its first 10 months, more than 9,500 seniors were serviced and waiting lists continue to grow. My next question is:

3. Would you **support** or **oppose** efforts to increase state funds spent on home and community based long-term care services, even if it meant using the state “rainy day” funds? Is that **strongly** or **somewhat**? *(IF ASKED, “What are the rainy day funds?” SAY: “These funds are also known as the state emergency reserve funds.”)*

38% **Strongly Support**
30% **Somewhat Support**
10% **Somewhat Oppose**
7% **Strongly Oppose**
15% **Not Sure**
1% **(DO NOT READ) Refused**

The Iowa Department of Elder Affairs funds local agencies that provide services to frail older Iowans. These services include meals on wheels, chore services, home health aides, and adult day care services. Funding for these services does not meet current demand. My next question is:

4. Would you **support** or **oppose** efforts to increase state funding for these services by the Iowa Department of Elder Affairs, even if it meant using state emergency reserve funds? Is that **strongly** or **somewhat**?

44% **Strongly Support**
29% **Somewhat Support**
10% **Somewhat Oppose**
7% **Strongly Oppose**
10% **Not Sure**
* **(DO NOT READ) Refused**

5. If a candidate for state office in Iowa supported legislation that would expand home and community-based care funding, would you be more likely to vote for that candidate, less likely, or it would not make any difference?

61% **More Likely**
28% **Wouldn't Make a Difference**
3% **Less Likely**
7% **(DO NOT READ) Don't Know**
1% **(DO NOT READ) Refused**

I just need some statistical information, and then we will be done.

6. Which of the following best describes your highest level of education?

8% **Less than high school graduate**
36% **High school graduate or equivalent**
29% **Some college or technical training beyond high school**
14% **College graduate**
13% **Post-graduate or professional degree**
* **(DO NOT READ) Don't Know**
* **(DO NOT READ) Refused**

7. Which of the following best describes your marital status?

71% **Married**
* **Living with a partner as married (Volunteered)**
18% **Widowed**
7% **Divorced**
* **Separated**
2% **Never been married**
* **(DO NOT READ) Don't Know**
* **(DO NOT READ) Refused**

8. Which of the following best represents your household income last year before taxes?

- 6% **Less than \$10,000**
- 17% **\$10,000 but less than \$20,000**
- 18% **\$20,000 but less than \$30,000**
- 12% **\$30,000 but less than \$40,000**
- 9% **\$40,000 but less than \$50,000**
- 11% **\$50,000 but less than \$75,000**
- 10% **\$75,000 or more**
- 4% **(DO NOT READ) Don't Know**
- 14% **(DO NOT READ) Refused**

9. Gender (**Do not ask, simply record.**)

- 1. Male 50%**
- 2. Female 50%**

10. Thinking about your elections for Iowa Governor and Legislators in the last ten years, which of the following best describes your voting behavior? Would you say you always vote, sometimes miss one, rarely vote, or never vote?

- 70% **Always**
- 21% **Sometimes miss one**
- 5% **Rarely vote**
- 2% **Never vote**
- 1% **(DO NOT READ) Don't Know**
- 1% **(DO NOT READ) Refused**

11. Could you please tell me your five-digit zip code? _____

12. **What is your age as of your last birthday? (RECORD IN YEARS)**

- 28% **50-59**
- 41% **60-74**
- 27% **75+**
- 4% **(DO NOT READ) Refused**

Thank you for your time and responses to this survey.

AARP

Knowledge Management

For more information contact Anita Ritter (202) 434-6205