



# **2006 Survey of AARP Wyoming Members: Issue Priorities**

November 2006



# **2006 Survey of AARP Wyoming Members: Issue Priorities**

**Report Prepared by Jennifer H. Sauer and Joachim Bruess**

**Copyright © 2006  
AARP  
Knowledge Management  
601 E Street NW  
Washington, DC 20049  
<http://www.aarp.org/research/>  
Reprinting with Permission**

AARP is a nonprofit, nonpartisan membership organization that helps people 50+ have independence, choice and control in ways that are beneficial and affordable to them and society as a whole. We produce *AARP The Magazine*, published bimonthly; *AARP Bulletin*, our monthly newspaper; *AARP Segunda Juventud*, our bimonthly magazine in Spanish and English; *NRTA Live & Learn*, our quarterly newsletter for 50+ educators; and our website, [www.aarp.org](http://www.aarp.org). AARP Foundation is our affiliated charity that provides security, protection, and empowerment to older persons in need with support from thousands of volunteers, donors, and sponsors. We have staffed offices in all 50 states, the District of Columbia, Puerto Rico, and the U.S. Virgin Islands.

## **Acknowledgements**

AARP staff from the Wyoming State Office, State Affairs, and Knowledge Management contributed to the design and implementation of the study. Thanks go to Rita Inoway, Tim Summers, Joanne Bowlby, and Renee Gamino from AARP Wyoming; Michael Schuster, General Counsel; Margret Straw, Rachelle Cummins, and Jennifer Leslie, from State Member Research. Thanks also go to FGI, Inc. who managed the data entry and tabulation of the survey results. The report was prepared by Jennifer H. Sauer and Joachim Bruess. Jennifer H. Sauer designed the survey and managed the project. For more information, please contact Jennifer H. Sauer at (202) 434-6207 or at [jsauer@aarp.org](mailto:jsauer@aarp.org).

## Highlights

This report examines issues and concerns that are important to AARP Wyoming members. The report is part of a larger survey that explored AARP Wyoming experiences and views regarding AARP programs and information, identity theft, telecommunications service and charges, work and retirement, and property taxes. AARP conducted the AARP Wyoming Member Survey from June through August, 2006. The survey was mailed to 2,000 members in Wyoming and 1,052 were returned by the closing date. This survey has a response rate of 53 percent and a margin of error of plus or minus 3.0 percent.

- According to AARP Wyoming members, making health insurance both more accessible and affordable is the top priority (82%).
- Making prescription drugs more affordable is also a top concern for more than eight in ten (82%) AARP Wyoming members.
- Sixty-two percent of members felt that protecting consumers against identity theft through tougher state laws was a top or high priority.
- Nearly two thirds (63%) say that expanding Medicaid coverage for dental services for low-income residents is a top or high priority.
- Six in ten are concerned about their ability to pay their property tax over the next three years, with over one-quarter saying they are extremely (11%) or very concerned (16%) and another quarter (28%) saying they are somewhat concerned.
- More than half of all Wyoming members (54%) say property tax rates should be reduced even if it meant a reduction in state and local government services, while four in ten (41%) say they should not be reduced.

## Methodology

AARP conducted the AARP Wyoming Member Survey from June through August, 2006. A random sample of 2,000 AARP members in Wyoming, proportionally stratified by three age segments—50 to 59, 60 to 74, and 75+, was selected from AARP's membership database. Each sampled member was contacted about the survey in four ways: A pre-notification postcard, the survey itself, a reminder postcard, and a second survey. Wyoming members returned 1,052 completed and useable surveys by the cut-off date, providing a 53 percent response rate. Thus, the survey has a sampling error of plus or minus 3.0 percent.<sup>1</sup>

Survey responses were weighted to reflect the distribution of the age segments in the AARP member population of Wyoming. The weighted overall findings are discussed. Throughout the report, statistics representing member responses are reported in percentages. In some instances, percentages are small and may not seem to represent a significant proportion of members, yet when projected to the total Wyoming membership the actual number of people may be substantial. As of July 2006, the number of individual AARP members in Wyoming was 93,583. A full annotated questionnaire is included in the Appendix.

---

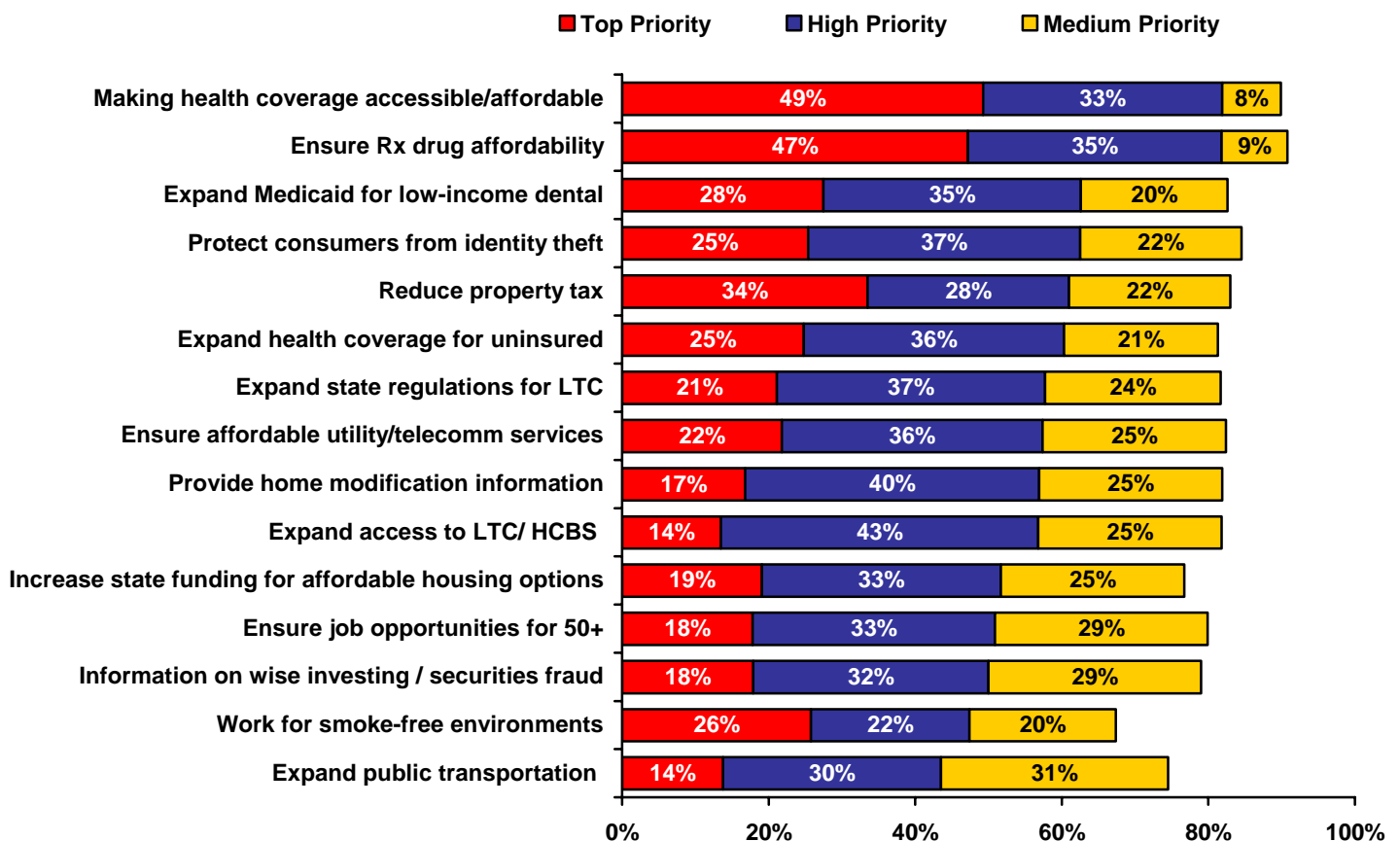
<sup>1</sup> This means that in 95 out of 100 samples of this size, the results obtained in the sample would fall in the range of 3.0 percentage points of what would have been obtained if every AARP member in Wyoming age 50 or older had been surveyed.

## Survey Findings

### State Issues Ranked by AARP Wyoming Members

AARP Wyoming members clearly view health care as a leading issue that should be addressed in the state. Eighty-two percent view making health coverage accessible and affordable and making prescription drugs more affordable as the two leading issues they would like to see AARP Wyoming address. About six in ten members, however, view expanding Medicaid coverage for dental services to more low income residents, expanding health coverage to include more of the state’s working uninsured population, and expanding state regulations for quality long-term care services as top or high priorities that should be addressed in the state. Another six in ten members view reducing property tax and protection from identity theft as top or high priority issues. Affordable utility and telecommunication services, as well as home modifications that would allow residents to remain in their own homes as they age are rated top or high priority issues by almost sixty percent of Wyoming members. And while half of all members in the state indicate that affordable housing options, employment opportunities for people ages 50 and older, and access to information on investment and securities fraud should be leading state priorities, more than four in ten feel that working on smoke-free environments and expanding public transportation in the state should be top or high priorities addressed by AARP in Wyoming.

**Issues AARP Wyoming Members View as Top/High/Medium Priority to be Addressed (n=1,052)**



## State Issues: differences among members by age

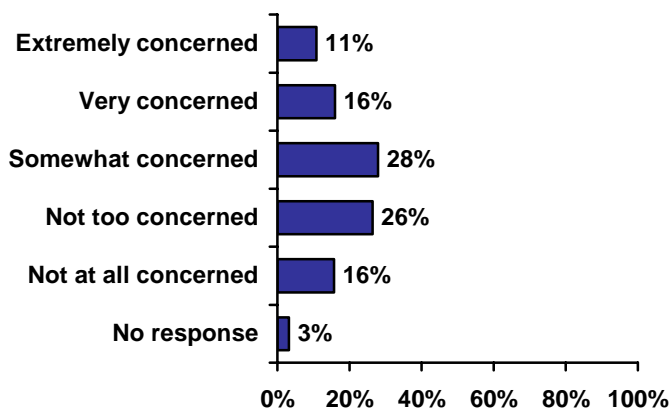
The youngest Wyoming members are significantly more likely than those ages 60 and older to list as their top priorities: making health insurance accessible and affordable, expanding health insurance coverage to the working uninsured, and having information on wise investing and securities fraud. Members ages 50 through 74 are more likely than their older counterparts to view increasing state funding for more affordable housing options as a top or high priority issue. Finally, members' ages 60 through 74 are more likely than the youngest members in Wyoming to say that both protecting consumers against identity theft through stronger state laws and reducing property taxes should be the highest priority issues addressed in the state. Not surprisingly, having job opportunities available to residents ages 50 and older significantly decreases with age as a top or high priority issue.

Issues Wyoming Members View as Top/High Priority	Total % (N=1,052)	50-59 (n=360)	60-74 (n=432)	75+ (n=236)
Make health insurance more accessible/affordable	82%	89%	80%	75%
Protect consumers from identity theft	63%	57%	66%	64%
Reduce property tax	61%	56%	66%	61%
Expand health coverage for the working uninsured	60%	70%	59%	52%
Increase funding for affordable housing options	52%	54%	55%	44%
Ensure job opportunities for people ages 50+	51%	60%	51%	38%
Information on wise investing/securities fraud	50%	57%	47%	46%

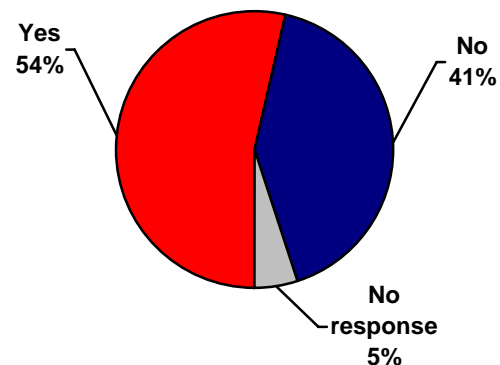
## Property Tax: Concerns and Opinions

Given that the issue of property tax has been debated in Wyoming for the past several years, members were asked two follow-up questions to the earlier priorities question where over sixty-two percent of all members in Wyoming view the reduction of property tax as a top or high priority issue for the state to address (as illustrated in previous graph on page 3). The data show that members are fairly divided in their responses to the later two questions. While over half of all members are concerned about their ability to pay their property tax over the next three year and over half do not think the property tax rates should be reduced, comparable proportions are both not concerned about being able to pay this tax *and* do not think these tax rates should be reduced.

**Level of Concern: Ability to Pay Property Tax Over Next Three Years**  
(N=1,052)



**Should Property Tax Rates be Reduced Even if it Means a Reduction in State/Local Services**  
(N=1,052)



### Property Tax Concerns and Opinions: age and income differences among members

AARP Wyoming members ages 60 though 74 are more likely than either those younger or older to show high concern over their ability to pay their property taxes over the next three years (*Extremely/Very*: 50-59: **24%**; 60-74: **31%**; 75+: **24%**), while members ages 50 to 59 are significantly more likely than older members to say that property taxes should *not* be reduced (*No*: 50-59: **48%**; 60-74: **39%**; 75+: **38%**).

In addition, members also differ by income with respect to their high level of concern and whether or not they believe property taxes in the state should be reduced:

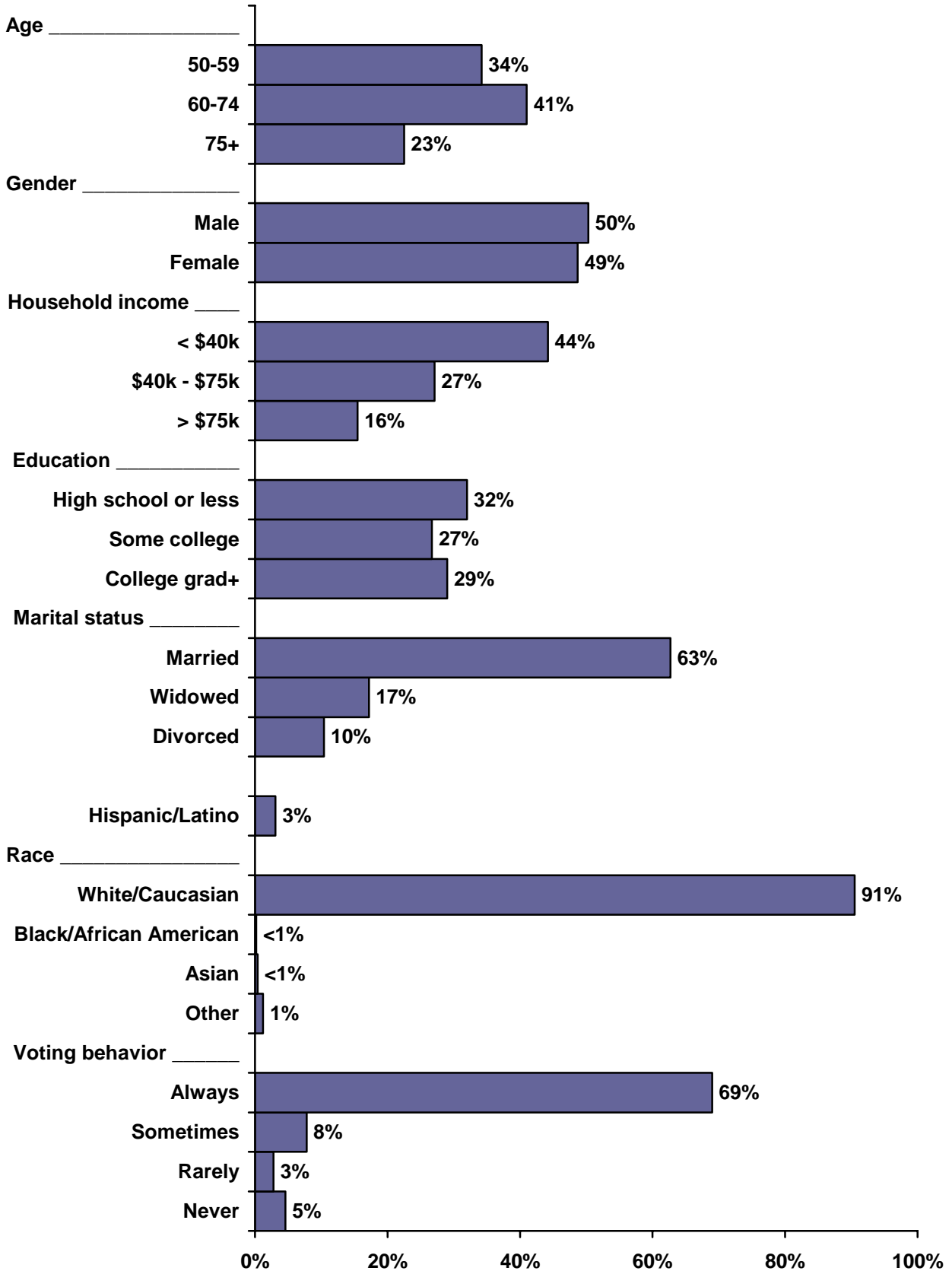
- *Yes, property taxes should be reduced*: members with incomes less than \$40,000 are more likely than those with higher incomes to want a reduction even if it means a reduction in state and local government services (<\$20K: **60%**; \$20K- \$39.9K: **58%**; \$40K- \$74.9K: **60%**; \$75K: **43%**).
- *Extremely/Very Concerned about ability to pay property tax over next three years*: high level of concern significantly decreases with income (<\$20K: **36%**; \$20K- \$39.9K: **30%**; \$40K- \$74.9K: **25%**; \$75K: **13%**).

## **Summary of Survey Findings**

The data from this survey clearly indicate that health care is an issue that is very important to AARP members in Wyoming as eighty percent of all members view accessibility and affordability of health coverage and prescription drugs as top or high priorities to be addressed in the state. Moreover, health care issues such as the expansion of Medicaid, coverage for the working uninsured and long-term care regulation are ranked as leading issues by about six in ten members. However, issues such as consumer protection from identity theft and reducing the property tax rate in the state are also viewed as top or high priority issues by six in ten members.

When asked to consider the issue of property tax, about one-quarter indicate they are extremely or very concerned about their ability to pay their property tax over the next three years, but most are not highly concerned. In addition, members are almost evenly divided as to whether or not they think property tax rates in Wyoming should be reduced even if it meant a reduction in other state and local government services.

## Demographic Profile of Wyoming AARP Members (N=1,052)



**APPENDIX**  
**Annotated Questionnaire**

# 2006 AARP WYOMING MEMBER SURVEY

AARP Members Weighted N =1,052; Response Rate =53%; Sampling Error =+/- 3%  
(Percentages may add to more than 100% due to rounding)

## AARP in your community

1. AARP helps organize local Chapters and Retired Educator Units where members meet regularly to socialize and get involved. They make new friendships, plan community service projects, learn about national and state issues, and advocate for public policies that address the concerns of persons age 50 and over.

Do you belong to a local AARP Chapter or Retired Educators Unit?

%

- 6 Yes
- 79 No → **GO TO QUESTION 2**
- 8 Never heard of AARP Chapters or Retired Educators Unit → **GO TO QUESTION 2**
- 1 Not sure → **GO TO QUESTION 2**
- 6 No answer

1a. IF YES, how did you come to join either? (n=67)

%

- 25 Through a friend, family member, neighbor, colleague at work
- 6 In a news flier or bulletin
- 1 At an AARP event or meeting
- 38 Automatically joined when I became an AARP member
- 1 Invited by an AARP Chapter or REU representative
- 1 Other: (specify) \_\_\_\_\_
- 10 Not sure/can't remember
- 18 No answer

2. AARP also offers a Driver Safety Program in communities throughout Wyoming for residents age 55 or older where upon successful completion of the program they are eligible for a two-year discount on their auto insurance.

Have you ever taken an AARP Driver Safety class?

%

- 20 Yes → **GO TO QUESTION 3**
- 76 No
- 4 No answer

2a. IF NO, why not: [Check (√) ALL that apply] (n=794)

%

- 30 Have never heard of the AARP Driver Safety program
- 14 Program not available in my community
- 33 Don't think I need to at this time
- 17 Other reason: (specify) \_\_\_\_\_
- 9 Not sure

3. AARP also offers a program in communities throughout Wyoming during the tax season where AARP volunteers help older residents complete and file their taxes at no cost called the AARP Tax-Aide program. Have you ever sought help from the AARP Tax-Aide program?

- %  
 5 Yes → GO TO QUESTION 4  
 91 No  
 <.5 Not sure → GO TO QUESTION 4  
 3 No answer

3a. **IF NO**, why not? (N=956)

- %  
 18 Have never heard of the AARP Tax Aide program  
 3 Program not available in my community  
 48 Don't think I need this type of assistance at this time  
 4 Other reason: (specify) \_\_\_\_\_  
 2 Not sure  
 18 No answer

4. If offered in your local community, how involved do you think you would be in each of the following AARP Wyoming activities:

	Extremely involved ▼	Very involved ▼	Somewhat involved ▼	Not too involved ▼	Not at all involved ▼	Not sure ▼	No Answer ▼
a. Monthly meeting that educate & inform AARP members about community issues..	1	4	26	25	27	11	5
b. Annual community projects such as help low-income seniors winterize their vehicles, make minor home repairs, etc.	2	7	25	20	30	11	6
c. A training session to become a volunteer for AARP programs like Tax-Aide, Driver Safety, or Community Action Teams ....	1	4	15	20	45	9	6
d. Health & wellness sessions like walking tours, physical & mental fitness exercises, healthy cooking classes or Wyoming Senior Olympic training sessions.....	2	10	23	18	33	9	6
e. Issue training to help AARP Wyoming address important issues like affordable utilities, health coverage, housing and transportation, long-term care, etc. ....	3	10	23	19	29	11	6
f. Social fun or leisure activities like trips, tours, pot-luck dinners, etc.....	2	7	24	24	29	10	5

**5. AARP Wyoming is considering holding some workshops in your community on a variety of topics. How likely you would be to attend each of the following if it is offered in your community:**

A workshop or meeting on:	Definitely would attend ▼	Probably would attend ▼	Probably would not attend ▼	Definitely would not attend ▼	Not sure ▼	No Answer ▼
a. The new Wyoming Advance Health Care Directive – learn how to express final wishes in one simple-to-use form.....	8	38	28	12	11	3
b. Grandparent and family caregivers – learn about temporary guardianship and how to best work with child’s school, doctors, dentist, or others to ensure quality care.....	2	14	39	30	11	4
c. The workplace for people 50 and older – learn how to find jobs after retirement, negotiate work schedules, etc.	4	26	29	29	9	3
d. Retirement – learn more about financially preparing for retirement and protecting assets.....	8	29	26	26	7	5
e. Identity theft – learn how to protect your personal information.....	12	41	24	11	8	4
f. Social Security – learn about latest policy proposals and developments affecting this entitlement .....	14	41	22	11	8	4
g. Medicare – learn about the programs benefits and your options.....	13	41	22	12	8	4
h. Prescription drug insurance and public benefits – learn about available options .....	11	36	25	15	9	3
i. Long-term care – learn about available options, insurance benefits or coverage, and latest policy developments .....	10	38	27	14	9	3

**6. If AARP has or were to offer any of the above programs, services, or activities in your community how would you want to find out about them? [Check (√) ALL that apply]**

<u>%</u>	
26	Through radio ads
67	In local newspaper
12	In fliers posted around town
67	Direct mail
21	Through public access TV or local cable channel
17	Announcement at local senior center
15	Through word-of-mouth
6	On AARP Wyoming website
13	In email from local AARP office
24	In AARP Wyoming’s Quarterly newspaper (Wyoming Sage)
1	Other: (specify) _____
2	I do not want to learn about any AARP Wyoming activities in my community
6	Not sure
2	No Answer

**7. To be more effective, AARP Wyoming wants to work on the most important issues facing members in the state. How much of a priority do you think it should be for AARP Wyoming to work on the following?**

	<b>Top Priority</b> ▼	<b>High Priority</b> ▼	<b>Medium Priority</b> ▼	<b>Low Priority</b> ▼	<b>Not a Priority</b> ▼	<b>Not Sure</b> ▼	<b>No Answer</b> ▼
a. Providing home modification information to help individuals remain in their homes and communities as they age	17	40	25	6	4	5	4
b. Expanding access to home and community based long-term care services	14	43	25	6	3	5	4
c. Protecting consumers against identity theft through stronger state laws	25	37	22	6	2	4	3
d. Increasing state funding for more affordable housing options	19	33	25	9	5	4	4
e. Expanding state regulations for quality long-term care services	21	37	24	6	3	6	4
f. Making health insurance more accessible and affordable	49	33	8	2	2	3	3
g. Expanding Medicaid coverage for dental services to more low-income residents	28	35	20	6	5	3	3
h. Expanding health insurance coverage for Wyoming's working uninsured	25	36	21	8	4	3	3
i. Working for smoke-free environments in public restaurants and places (n=1041)	26	22	20	13	13	3	4
j. Expanding affordable public transportation systems	14	30	31	12	7	3	4
k. Ensuring the affordability of utility and telecommunications services	22	36	25	7	3	4	4
l. Reducing property taxes	34	28	22	6	4	2	5
m. Working with state businesses to help ensure employment opportunities for people 50+	18	33	29	8	5	4	4
n. Making prescription drugs more affordable	47	35	9	2	2	1	3
k. Providing information on wise investing and how to avoid investment and securities fraud	18	32	29	8	6	3	4

## Telecommunications

A **wire-line service** refers to the traditional telephone service where a line or cable connects your residence to a service provider or carrier enabling you to make and receive local and long-distance calls only within your residence or business. Wire-line service can be provided by a cable company that offers local telephone service. **Cellular phone** service refers to a wireless connection from a mobile telephone to a nearby transmitter enabling you to make local or long distance calls.

**8. Do you currently have wire-line telephone service in your home?**

<u>%</u>	
85	Yes
12	No → <b>GO TO QUESTION 14</b>
3	No Answer

**9. Please rate your overall satisfaction with your wire-line telephone service on a scale of 1 to 7, where 1 means not at all satisfied and 7 means completely satisfied. (n=889)**

<u>%</u>	
3	1 = Not at all satisfied
4	2
6	3
15	4
22	5
22	6
23	7 = Completed satisfied
5	No answer

**10. Looking at your most recent telephone bill, about how much do you pay per month for your basic local wire-line telephone service ONLY – excluding extra features such as call-waiting, call forwarding, or long-distance? (n=889)**

<u>%</u>	
17	\$0 to \$29 per month
56	\$30 to \$49 per month
17	\$50 to \$79 per month
3	\$80 to \$99 per month
2	\$100 to \$124 per month
0	More than \$124 per month
2	Not sure how much I pay for this service
4	No answer

**11. Thinking about the past 12 months, would you say you are paying too much, too little, or about the right amount for your wire-line telephone services? (n=889)**

<u>%</u>	
57	Too much
<.5	Too little
40	About the right amount
4	No answer

**12. Are there other wire-line telephone service providers in your community to choose from?**

**(n=889)**

<u>%</u>	
43	Yes
40	No → <b>GO TO QUESTION 13</b>
15	Not sure → <b>GO TO QUESTION 13</b>
3	No answer

**12. a. IF YES, are you considering switching to that service? (n=381)**

<u>%</u>	
10	Yes
69	No
8	Just recently switched to another provider
11	Not sure
3	No answer

**13. Looking ahead over the next 12 months, how likely are you to switch from using a wire-line phone to using **ONLY** a cellular phone for all your telephone needs? (n=889)**

<u>%</u>	
3	Extremely likely → <b>GO TO QUESTION 14</b>
6	Very likely → <b>GO TO QUESTION 14</b>
11	Somewhat likely → <b>GO TO QUESTION 14</b>
33	Not too likely
40	Not at all likely
5	Not sure → <b>GO TO QUESTION 14</b>
3	No Answer

**13a. IF NOT too or not at all likely, why not? (n=653)**

<u>%</u>	
13	Cost
<.5	Already have switched to cellular phone only
20	Availability of service
3	Don't understand the technology
8	Do not want too many different phone numbers
2	Worry about accessing emergency numbers
20	Other: (specify) _____
9	Not sure
25	No Answer

**14. Do you currently use a cellular or wireless phone to make local or long-distance calls?**

<u>%</u>	
67	Yes
30	No
3	No Answer

## Property Tax

15. How concerned are you about your ability to pay the property tax on your primary residence over the next three years?

%

11 Extremely concerned  
16 Very concerned  
28 Somewhat concerned  
26 Not too concerned  
16 Not at all concerned  
3 No Answer

16. Do you think that property tax rates should be reduced, even if it meant a reduction in state and local government services?

%

54 Yes  
41 No  
5 No Answer

## Identity Theft

Identity Theft can occur when someone gets access to your bank accounts, checking accounts, or credit cards, as well as personal information about you like your name, Social Security number, birth date, or mother's maiden name and then uses this information to fraudulently open new accounts, make large purchases, or even pay someone else's bills.

17. How concerned are you about being a victim of identity theft?

%

21 Extremely concerned  
28 Very concerned  
37 Somewhat concerned  
11 Not too concerned  
2 Not at all concerned  
1 No Answer

18. If you thought someone accessed your personal information and was using it for their own purposes without your consent, which of the following places or people would you turn to for help?

%

69 Local police  
39 Wyoming Attorney General's office  
19 Federal Bureau of Investigation (FBI)  
64 Credit card company  
10 Wyoming Secretary of State's Office  
19 Personal lawyer  
4 Other: (specify) \_\_\_\_\_  
1 Don't Know

**19. In the last 5 years, have you or someone you know experienced identity theft?**

<u>%</u>	
5	Yes, I was a victim of identity theft
19	Yes someone I know was a victim of identity theft but not me
1	Yes, both myself and someone I know was a victim of identity theft
68	No, not I or anyone I know have been a victim of identity theft →GO TO QUESTION 22
5	Not sure → GO TO QUESTION 22
3	No Answer

**20. In which of the following ways was your or their personal information obtained:**

[Check (√) ALL that apply] (n=251)

<u>%</u>	
7	By a family member or friend
16	Lost or stolen wallet or purse
12	Internet or web scam
37	Credit card number copied or stolen
9	Social Security card number copied
5	Telemarketing scam
9	Stolen or opened mail/bills
5	Through employer/employee information
7	Compromised databases of companies you do business with
5	Other: (specify) _____
18	Not sure
7	No Answer

**21. To which of the following offices, if any, did you or they report the incident?**

[Check (√) ALL that apply] (n=251)

<u>%</u>	
10	I did <u>not</u> report the incident to anyone or any office
32	Local police
4	Wyoming Attorney General's office
5	Federal Bureau of Investigation (FBI)
44	Credit card company
1	Wyoming Secretary of State's Office
7	Personal lawyer
22	Other: (specify) _____
27	Not sure
8	No Answer

**22. How strongly would you support or oppose stronger penalties for identity theft in Wyoming?**

<u>%</u>	
87	Strongly support
9	Somewhat support
<.5	Somewhat oppose
<.1	Strongly oppose
2	Not sure
2	No Answer

23. **If a company or organization with whom you do business encounters a security breach in their computer databases of customer information, how important is it to you that the company or organization be required by state law to notify you immediately of this breach?**

%

84 Extremely important  
5 Somewhat important  
6 Very important  
1 Not too important  
1 Not at all important  
2 No Answer

24. **Currently, more than 20 states have passed legislation that allow consumers like yourself to place a freeze on their credit files with the three major credit reporting agencies. If you choose to place a freeze on your credit files, this would block unauthorized access to them. Also, if you want to open a new credit account or get a new loan, you could lift the freeze on your credit file. You could also lift the freeze for a period of time or you could lift it for a specific creditor.**

**How strongly would you support or oppose security freeze legislation in Wyoming?**

%

58 Strongly support  
24 Somewhat support  
2 Somewhat oppose  
1 Strongly oppose  
14 Not sure  
2 No Answer

25. **If this service were available in Wyoming, how likely would you be to sign up to place a freeze on your credit files?**

%

33 Extremely likely  
30 Very likely  
17 Somewhat likely  
5 Not too likely  
2 Not at all likely  
11 Not sure  
2 No Answer

26. **To place or activate a freeze on your credit files, you could sign up with one or *each* of the three major credit reporting agencies. If Wyoming allowed the credit reporting agencies to charge residents a one-time fee up to \$10 to activate a credit freeze, for individuals registering with each credit reporting agency this could total up to \$30. How likely would you be to sign up for a credit freeze if you had to pay a fee?**

%

12 Extremely likely  
19 Very likely  
25 Somewhat likely  
19 Not too likely  
12 Not at all likely  
11 Not sure  
3 No Answer

27. In Wyoming, residents who sign up for a credit freeze could experience a delay in getting their credit approved by a few hours to a few days. How strongly would you support or oppose Wyoming making credit freeze services available even if there was a delay in getting your credit approved?

<u>%</u>	
27	Strongly support
33	Somewhat support
13	Somewhat oppose
6	Strongly oppose
18	Not sure
4	No Answer

## Work and Retirement

28. Which of the following best describes your present employment situation:

<u>%</u>	
27	Employed full-time
3	Employed part-time
6	Self-employed full-time
3	Self-employed part-time
1	Unemployed and looking for work
1	Retired and working <u>again</u> full-time → GO TO QUESTION 31
6	Retired and working <u>again</u> part-time → GO TO QUESTION 31
3	Retired and <u>looking</u> for work → GOTO QUESTION 31
43	Retired and NOT looking for work → GO TO QUESTION 34
2	Other → GO TO QUESTION 34
8	No Answer

29. Thinking about your own current work and financial situation, how likely is it that you will put off retirement from work as long as possible? (n=399)

<u>%</u>	
30	Extremely likely
26	Very likely
20	Somewhat likely
13	Not too likely
8	Not at all likely
2	Not sure
1	No Answer

**30. Which ONE of the following best describes what you plan to do when you reach an age you consider to be “retirement age”: [Check (√) only ONE] (n=399)**

<u>%</u>	
28	Continue working at my present job as long as I am able
12	Continue working at my present job, but with reduced hours
1	Leave my job and look for other full-time work in same industry/field
2	Leave my job and look for part-time work in same industry/field
23	Work part-time and pursue my hobbies, volunteer, travel, etc.
1	Work part-time and serve as a care-giver to parents
<.5	Work part-time and serve as a care-giver to children/grandchildren
1	Change careers
1	Start my own business
3	Work as a consultant or on an as-needed basis
1	Go back to school or into a job training program
10	Retire and never work
12	Not sure
5	No Answer

**31. Thinking about your future work plans, please indicate how important each of the following would be to you: (n=498)**

	Extremely important	Very important	Somewhat important	Not too important	Not important at all	Not Sure	No Answer
	▼	▼	▼	▼	▼	▼	▼
a. A job that is challenging and uses my skills and experience	26	31	21	6	6	3	7
b. A job with lessened responsibilities, but where I can utilize my skills and experience	17	35	25	8	6	3	5
c. A new career	3	6	12	29	33	9	9
d. A job that is less “stressful” than my previous or current job	14	22	27	13	14	4	7
e. A job more suited to my family or personal schedule/lifestyle	18	29	21	9	12	4	7

**32. How important is it to you that you continue to have or have access to employment benefits such as health insurance or savings plans when you retire? (n=498)**

<u>%</u>	
54	Extremely important
21	Very important
10	Somewhat important
6	Not that important
5	Not at all important
4	No Answer

**33. To what extent are each of the following reasons a factor in your decision to work beyond retirement? (n=498)**

	Major factor ▼	Minor factor ▼	Not a factor at all ▼	Not Sure ▼	No Answer ▼
a. Maintain health insurance coverage	49	12	22	3	14
b. Pay health insurance premiums and co-pays	48	16	18	3	15
c. Pay for prescription drugs	45	19	20	2	15
d. Enjoy the job/enjoy working	43	25	19	2	12
e. Provide care for family member(s) – need access to benefits	25	18	34	5	18
f. I need/want the extra income	51	28	8	2	11
g. Fulfill requirements to receive employer pension benefits	18	14	45	4	19
h. Receive Social Security	40	18	25	2	15
i. Build up my savings account	44	28	13	1	14
j. Other reason: (specify) _____	4	1	3	3	90

**34. Does your current or previous employer offer health coverage to their retired workers?**

<u>%</u>	
34	Yes
46	No
11	Not sure
9	No answer

**35. Post-retirement healthcare and health insurance costs are a concern to many current and future retirees. What is your current situation regarding health insurance costs and healthcare? [Check (✓) ALL that apply]**

<u>%</u>	
23	Health insurance through your current employer
15	Health insurance through your former employer
9	Health insurance through <u>spouse's current</u> employer
5	Health insurance through <u>spouse's former</u> employer
17	Health insurance through individually purchased plan
45	Medicare, government health insurance program for persons age 65 and older
4	Medicaid, government health insurance program for low income families
3	Some other government program
15	Medi-gap, a supplement plan that covers costs not paid by Medicare
7	Other: (specify) _____
2	Not sure
8	No answer

36. In 2005, retired state employees paid about as much for their state health insurance premiums as they received in their monthly pension check. How much of a priority should it be for AARP Wyoming to work with state legislators to find ways to help the following state workers afford their premiums:

	Top Priority ▼ %	High Priority ▼ %	Medium Priority ▼ %	Low Priority ▼ %	Not a Priority ▼ %	Not Sure ▼ %	No Answer ▼ %
a. Retired state employees .....	26	23	14	5	7	9	16
b. Retired educators .....	25	21	13	6	8	9	19
c. Retired county employees.....	22	21	14	6	7	9	20
d. Retired local government employees.....	21	21	15	7	7	9	20

### About You

D1. Thinking about your state elections for Wyoming Governor and Legislators in the last ten years, which of the following best describes your voting behavior?

	%
Always vote	69
Sometimes miss on	8
Rarely vote	3
Never vote	5
Not sure	3
No answer	13

D2. Are you of Hispanic, Spanish, or Latino origin or descent?

	%
Yes	3
No	90
Not sure	<.5
No Answer	7

D2a. What is your race?

	%
White or Caucasian	91
Black or African American	<.5
American Indian or Alaska Native	1
Asian	<.5
Native Hawaiian or other Pacific Islander	0
Other	1
No answer	8

D3. What is your current marital status?

	%
Now married	63
Not married, living with partner	1
Widowed	17
Divorced	10
Separated	1
Never married	3
No answer	5

**D4. What is the highest level of education that you completed?**

<u>%</u>	
8	0-12 <sup>th</sup> grade (no diploma)
24	High school graduate (or equivalent)
17	Post-high school education (no degree)
10	2-year college degree
10	4-year college degree
5	Post-graduate study (no degree)
14	Graduate or professional degree (s)
12	No answer

**D5. What was your annual household income before taxes in 2005?**

<u>%</u>	
6	Less than \$10,000
11	\$10,000 to \$19,999
15	\$20,000 to \$29,999
12	\$30,000 to \$39,999
11	\$40,000 to \$49,999
16	\$50,000 to \$74,999
16	\$75,000 or more
13	No answer

**D6. What is your age as of your last birthday? \_\_\_\_\_ (in years)**

<u>%</u>	
34	50-59
41	60-74
23	75+
2	No Answer

**D7. Are you male or female?**

<u>%</u>	
50	Male
49	Female
1	No Answer

**D8. Do you own or rent the home you currently live in?**

<u>%</u>	
85	Own
10	Rent
3	Other
2	No Answer

**D9. What county do you currently live in? \_\_\_\_\_**

**Thank you for completing this survey.**

Please use the postage-paid envelope and return it to State Member  
Research, AARP, 601 E Street NW, Washington, DC 20049 **by July 31, 2006.**

**AARP**

**Knowledge Management**

**For more information please contact Jennifer H. Sauer at:  
202.434.6207 or by email at: [jsauer@aarp.org](mailto:jsauer@aarp.org)**