

A decorative graphic is present on the page, featuring a large, thin, light-colored arc that starts from the top right and curves towards the bottom right. A horizontal line and a vertical line intersect at the bottom right end of this arc, with a small yellow square at the intersection point. Another horizontal line and a vertical line intersect at the top left end of the arc, with a small yellow square at the intersection point. The top left corner of the page is a solid green rectangle.

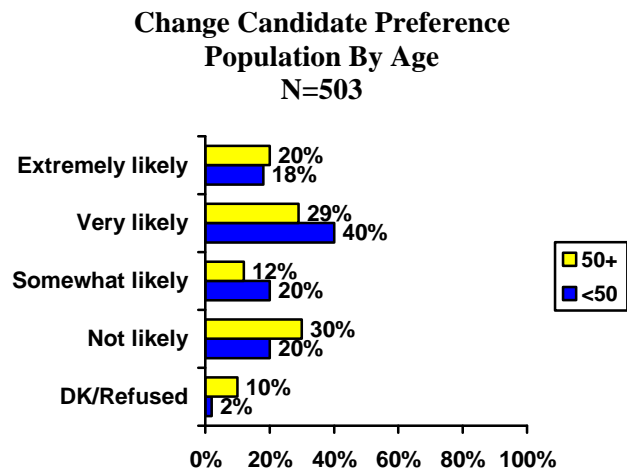
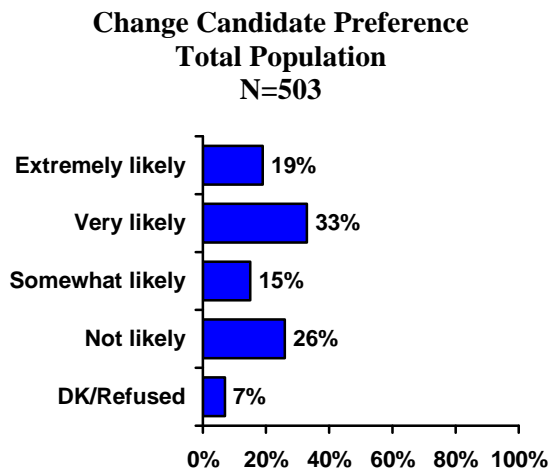
# **2008 AARP Puerto Rico Survey: Health Care & Financial Security Issues Among 18+ Likely Voters**

September 2008

**INTRODUCTION:** Puerto Ricans have among the highest voter participation in the world. Island residents are civic minded and engaged in the political life of their country. Yet, as the results from this survey reveal, many are concerned about political gridlock and would like to see all political parties work across partisan lines. This report details Puerto Ricans' concerns about health services, economic security, and other local issues as well as opinions about electing a Governor and Legislators in November 2008.

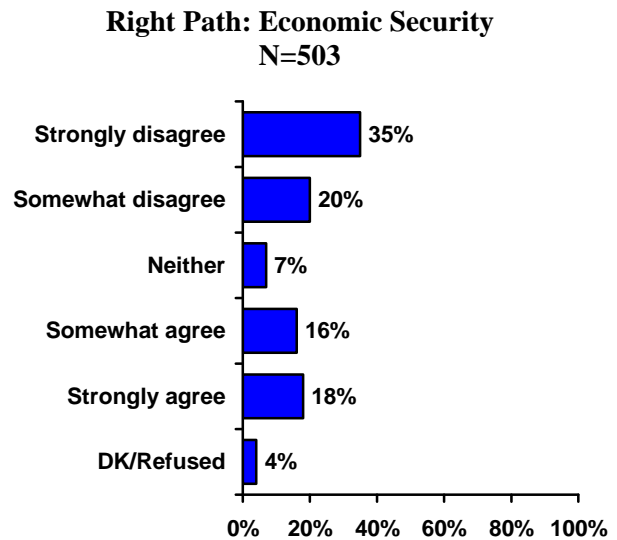
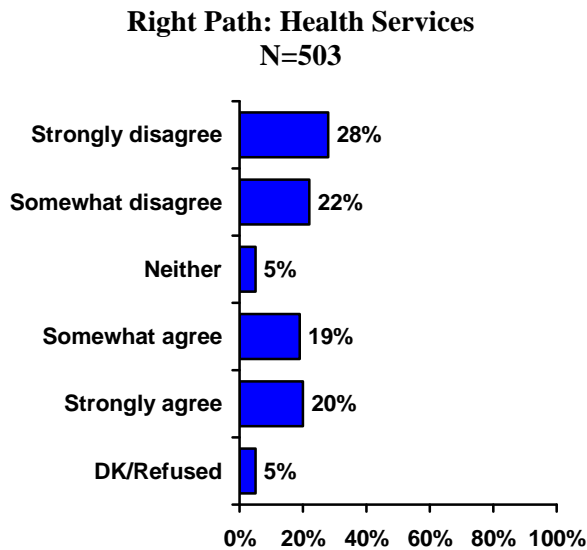
**METHODOLOGY:** 503 random-digit dial telephone interviews were completed in April 2008 among self-identified registered, likely voters in Puerto Rico age 18 and older, yielding a response rate of 35 percent and a cooperation rate of 63 percent. The sampling error for this survey is  $\pm 4.4$  percent. Data were not weighted.

- **More than half of Puerto Rican respondents are likely to change candidate preference for Governor and Legislator between now and the election as they learn more about the issues.**
  - ✚ Younger respondents under 50 are more likely to change their candidate preference than older respondents (<50: 58% vs. 50+ 49%).



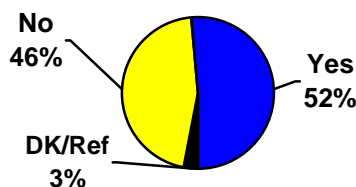
- **The majority of survey respondents are concerned about political gridlock in Puerto Rico.**
  - ✚ More than a third of survey respondents are extremely (35%) or very (36%) concerned about political gridlock in Puerto Rico. Fourteen percent are somewhat concerned about political gridlock.
- **Half of survey respondents disagree that Puerto Rico is on the right path for providing health services for all citizens.**
  - ✚ Fifty percent of survey respondents disagree (28% strongly and 22% somewhat) that Puerto Rico is on the right path for providing health services including accessible, affordable quality health care, hospital and physician services, and affordable prescription drugs for all its citizens.

- **More than half of survey respondents disagree that Puerto Rico is on the right path for providing economic security for all citizens.**
  - ✚ Fifty-five percent of survey respondents disagree (35% strongly and 20% somewhat) that Puerto Rico is on the right path for providing economic security including affordable housing and utility rates, retirement pensions and savings incentives as well as employment opportunities for all its citizens.

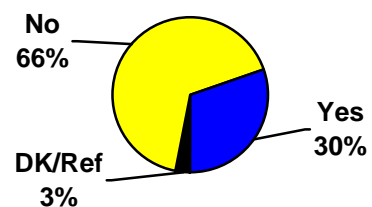


- **More than six in ten Puerto Rican survey respondents, when asked about the 2008 election for Governor and Legislators, say they think candidates should respond exclusively to the people’s interests.**
  - ✚ Another three in ten of survey respondents think candidates should respond to both their party’s and the people’s interests.
- **More than a third of Puerto Rican survey respondents have crossed political party lines when voting in previous elections.**
  - ✚ Thirty-eight percent of Puerto Rican respondents have crossed political party lines when voting in previous elections; 59% have not crossed party lines.
  - ✚ Younger survey respondents, those under age 50, are more likely than older survey respondents, those over age 50, (52% versus 30%) to have crossed political party line in previous elections.
  - ✚ Significantly more men than women (46% versus 35%) have crossed political party lines when voting.

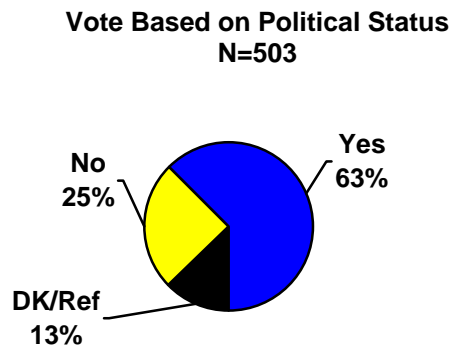
**Voted Across Political Party Lines By Age**  
< 50 n=184



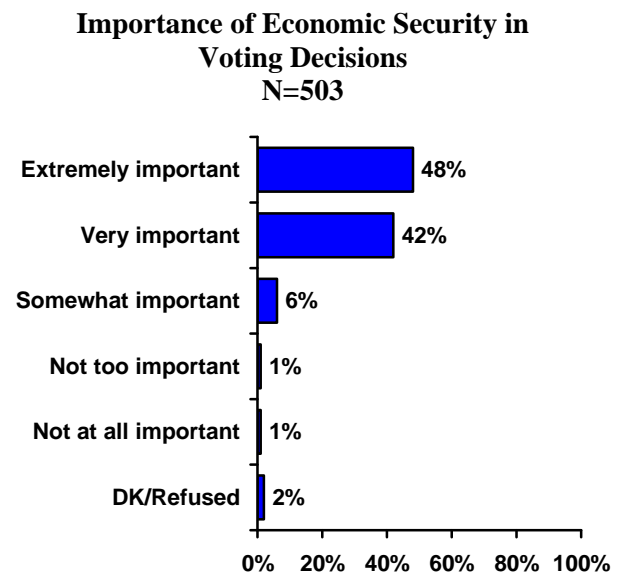
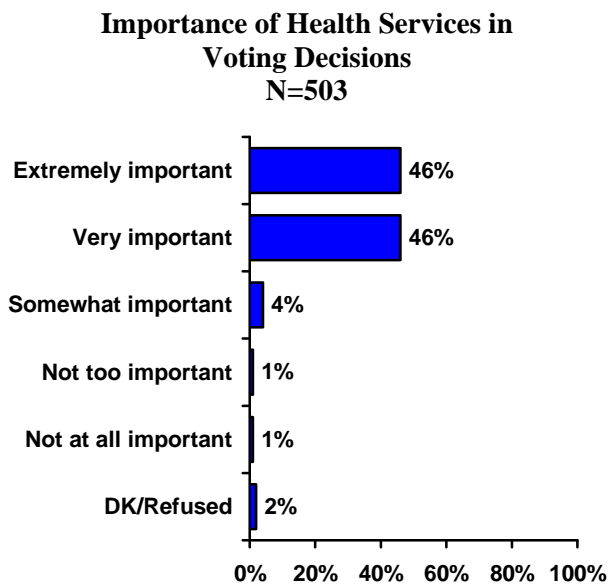
**Voted Across Political Party Lines By Age**  
50+ n=314



- **Puerto Rican respondents are equally split in their opinions about what matters most to the candidates running for Governor and the Legislature.**
  - ✚ One third of respondents (34%) say candidates' personal election or re-election matters most to them; another third (33%) say the well being of all Puerto Ricans regardless of their party preference matters most to candidates running for office. Seventeen percent cite their loyalty to their party as mattering most to candidates, while seven percent say the electors of their political party matters most of political candidates.
- **More than six in ten Puerto Rico survey respondents vote based on their preferences for political status.**
  - ✚ Sixty-three percent of Puerto Rican respondents vote in the general election based on their preferences for political status, that is, their position for Statehood, Independence, or Commonwealth.
  - ✚ There are no significant differences in voting behavior in the general election based on the age or gender of the survey respondents.

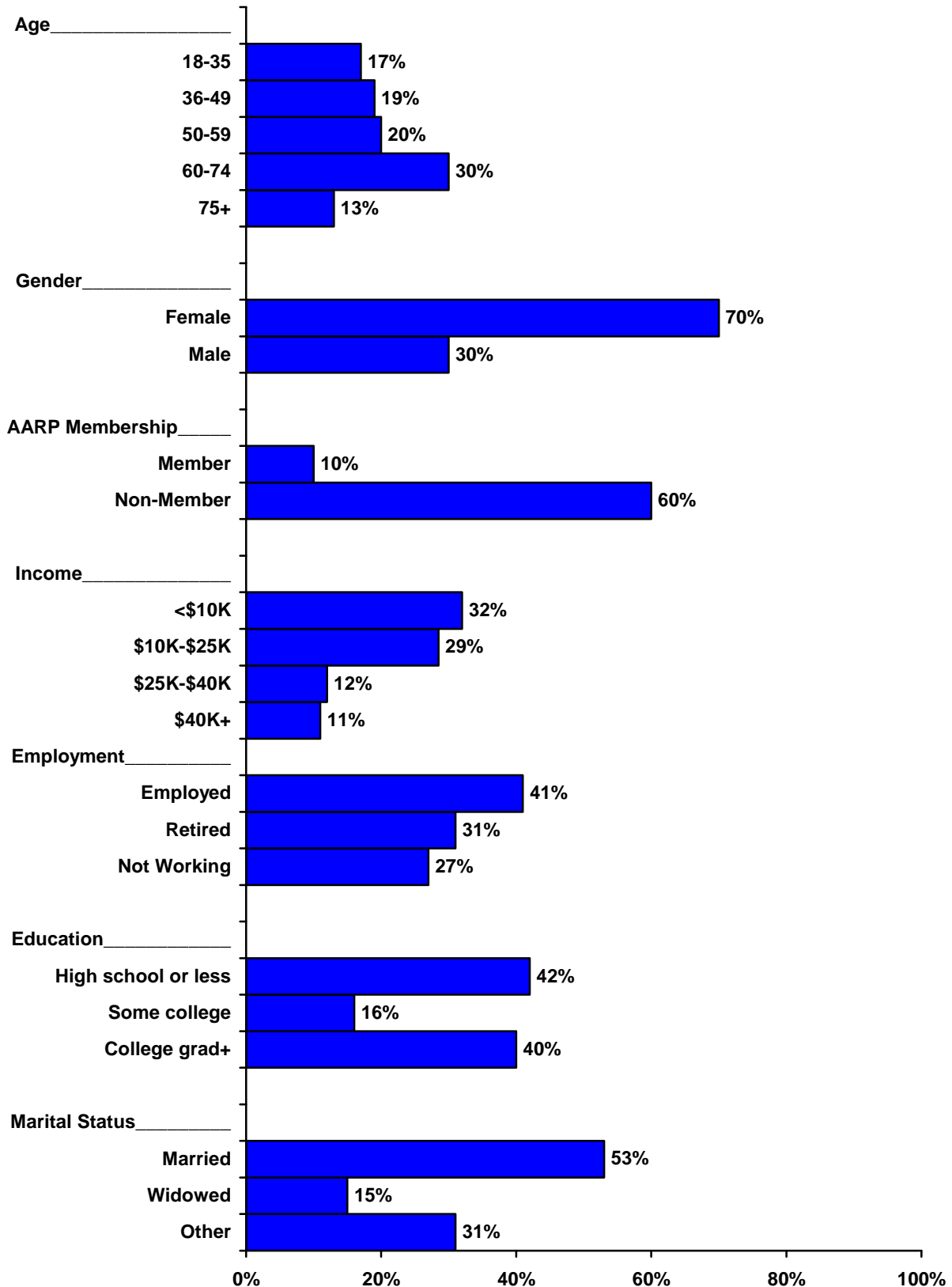


- **An overwhelming majority of Puerto Rican survey respondents say health services are important in making their decision on how to vote in the 2008 election for Governor and Legislators.**
  - ✚ Ninety-two percent of survey respondents say health services such as accessible, affordable quality health care, hospital and physician services, and affordable prescription drugs are extremely (46%) or very (46%) important in making their decision on how to vote in the 2008 election for Governor and Legislators.
- **A majority of Puerto Rican survey respondents say economic security is important in making their decision on how to vote in the 2008 election for Governor and Legislators.**
  - ✚ Ninety percent of survey respondents say economic security issues such as affordable housing and utility rates, retirement pensions and savings incentives as well as employment opportunities are extremely (48%) or very (42%) important in making their decision on how to vote in the 2008 election for Governor and Legislators.



- **An overwhelming majority of Puerto Rican survey respondents say it is important to them that all parties work across partisan lines.**
  - ✚ Ninety-five percent of survey respondents say it is extremely (54%) or very (41%) important to them that all parties work across partisan lines.
- **Puerto Rican respondents are equally split in their opinions about what matters most to them when they vote for a candidate for Governor and Legislator.**
  - ✚ Four in ten survey respondents (42%) say the personal qualities of the candidate matters most to them when voting for Governor or Legislator. Another four in ten (41%) say the candidate's position on one or two key issues matters most to them when voting for candidates. Less than ten percent of respondents (9%) say the candidate's political party matters most when voting for a candidate.
  - ✚ Puerto Rican respondents under age 50 are more likely than respondents age 50 and over to say that a candidate's positions on one or two key issues matters most when they vote (52% versus 36%). Survey respondents age 50 and over are more likely than those age 50 and younger to say the candidate's personal qualities matter most when voting (47% versus 33%).
- **Of the Puerto Rican respondents who say the candidate's political party matters most when voting, half of those respondents are willing to cross political party lines to support candidates who represent their interests.**
  - ✚ Fifty-four percent of survey respondents are extremely (28%) or very (26%) willing to cross political party lines to support those candidates who represent their interests and the ones of the people.

**Respondent Demographics**





## ANNOTATED QUESTIONNAIRE

**Puerto Rico Election Survey**

**N= 503; Error = +/- 4.4%**

Screener – Are you a resident of Puerto Rico age 18 or older?

**1. Are you currently registered to vote in Puerto Rico for the 2008 elections?**

100%	Yes
0	No <b>[End Interview]</b>
0	Not sure <b>[End Interview]</b>

**2. Do you plan to vote in the 2008 elections?**

100%	Yes
0	No <b>[End Interview]</b>
0	Not sure <b>[End Interview]</b>
0	Refused <b>[Do not read]</b>

**3. Which are the three most urgent problems that our country is facing? [READ LIST ] [RANDOMIZE]**

21%	Access to and quality of health services
53%	Crime
38%	Economic conditions
19%	Education
43%	High cost of utilities
7%	Housing
24%	Medicines
16%	Partisan politics
20%	Taxes
6%	Transportation and mobility
24%	Unemployment
15%	Other (specify): _____
2%	Don't know

**4. How much do you agree or disagree that Puerto Rico is on the right path for providing health services including accessible, affordable quality health care, hospital & physician services, and affordable prescription drugs for all its citizens?**

20%	Strongly agree
19%	Somewhat agree
5%	Neither agree nor disagree
22%	Somewhat disagree
28%	Strongly disagree
4%	Do not know <b>[VOLUNTEERED]</b>
1%	Refused <b>[Do not read]</b>

5. How much do you agree or disagree that Puerto Rico is on the right path for providing economic security including affordable housing and utility rates, retirement pensions and savings incentives as well as employment opportunities for all its citizens?

18%	Strongly agree
16%	Somewhat agree
7%	Neither agree nor disagree
20%	Somewhat disagree
35%	Strongly disagree
3%	Do not know [VOLUNTEERED]
1%	Refused [Do not read]

6. In making your decision on how to vote in the 2008 election, for Governor and Legislators, how important is/are \_\_\_\_\_ for you? [ROTATE]

a) Health services such as accessible, affordable quality health care, hospital & physician services, and affordable prescription drugs

46%	Extremely important
46%	Very important
4%	Somewhat important
1%	Not too important
1%	Not at all important
1%	Do not know [VOLUNTEERED]
1%	Refused [Do not read]

b) Economic Security such as affordable housing and utility rates, retirement pensions and savings incentives as well as employment opportunities

48%	Extremely important
42%	Very important
6%	Somewhat important
1%	Not too important
1%	Not at all important
1%	Do not know [VOLUNTEERED]
1%	Refused [Do not read]

7. In making your decision about which candidates to vote for in 2008, for Governor and Legislators, how would you prefer to learn about the candidates and their plans to improve your quality of life in the areas of health and economic security? Would you most prefer to: [RANDOMIZE]

12%	Attend community forums with each candidate separately
9%	Attend community forums with leaders of opinion and specialists
40%	Receive printed materials comparing the candidates and their different proposals and positions on policy areas
26%	Watch or attend a candidate debate
10%	Do not know [VOLUNTEERED]
4%	Refused [Do not read]

8. Which statement is closer to your view about the 2008 election for Governor and Legislators? [RANDOMIZE]

4%	I think candidates should respond exclusively to their party's interests
61%	I think candidates should respond exclusively to the people's interests
31%	I think candidates should respond to both their party's and the people's interests
2%	Do not know [VOLUNTEERED]
1%	Refused [Do not read]

9. Which of the following matters most when you vote for a candidate for Governor or Legislator? [READ] (RANDOMIZE)

9%	The candidate's political party
41%	The candidate's position on one or two key issues [Skip to Q 11]
42%	The personal qualities of the candidate [Skip to Q 11]
5%	Not sure (DO NOT READ)
3%	Refused (DO NOT READ)

10. How willing are you to cross political party lines to support those candidates who represent your interests and the ones of the people? [Ask only of those who responded A to Q 9]

28%	Extremely willing
26%	Very willing
11%	Somewhat willing
15%	Not too willing
17%	Not at all willing
2%	Do not know [VOLUNTEERED]
2%	Refused [Do not read]

11. Have you ever crossed political party lines when voting in previous elections?

38%	Yes
59%	No
2%	Do not know [VOLUNTEERED]
1%	Refused [Do not read]

12. In the general election for Governor and Legislators, do you vote based on your preferences for political status, that is, your position for Statehood, Independence, or Commonwealth?

63%	Yes
25%	No
8%	Do not know [VOLUNTEERED]
5%	Refused [Do not read]

13. What do you think matters most to the candidates running for Governor and the Legislature? [RANDOMIZE]

34%	Their personal election or re-election
17%	Their loyalty to their party
7%	The electors of their political party
33%	The well being of all Puerto Ricans regardless of their party preference
5%	Do not know [VOLUNTEERED]
3%	Refused [Do not read]

14. Once elected, the candidates for Governor and the Legislature should be committed to [Choose One] [RANDOMIZE]

5%	Their party
6%	The electors from their party
87%	All Puerto Ricans as public servants
1%	It depends
<0.5%	Do not know [Do not read]
1%	Refused [Do not read]

15. How concerned are you about political gridlock in Puerto Rico?

35%	Extremely concerned
36%	Very concerned
14%	Somewhat concerned
6%	Not too concerned
6%	Not at all important
2%	Do not know [VOLUNTEERED]
<0.5%	Refused [Do not read]

16. How important is it to you that all parties work across partisan lines?

54%	Extremely important
41%	Very important
2%	Somewhat important
<0.5%	Not too important
2%	Not at all important
<0.5%	Do not know [VOLUNTEERED]
1%	Refused [Do not read]

17. How likely are you to change your candidate preference for Governor and Legislator as you learn more about the issues between now and the election?

19%	Extremely likely
33%	Very likely
15%	Somewhat likely
9%	Not very likely
17%	Not at all likely
5%	Do not know [VOLUNTEERED]
2%	Refused [Do not read]

## Demographics

My last few questions are for classification purposes only!

### D0. RECORD RESPONDENT GENDER

[IF NECESSARY SAY: “To ensure it is recorded accurately, could you please state your gender?”]

30%	MALE
70%	FEMALE

### D1. What is your age as of your last birthday? [RECORD IN YEARS]

17%	18-35
19%	36-49
20%	50-59
30%	60-74
13%	75+
1%	REFUSED

### D2. What is your marital status? Are you currently.....

53%	Married
5%	Not married, but living with your partner
2%	Separated
11%	Divorced
15%	Widowed
Or are you.....	
13%	Currently Single <u>and</u> never been married
0%	Do not know [VOLUNTEERED]
<0.5%	Refused [Do not read]

### D3. [IF D2 = 1 ASK: “Are you or your spouse currently a member of A-A-R-P?” IF D2 = 2 ASK: “Are you or your partner currently a member of A-A-R-P?” OTHERWISE ASK: “Are you currently a member of A-A-R-P?”]

10%	Yes
60%	No
29%	Don’ know [VOLUNTEERED]
1%	Refused [VOLUNTEERED]

### D4. Thinking about elections for Puerto Rico Governor and Legislators in the last ten years, which of the following best describes your voting behavior? Would you say you vote...

81%	Always
12%	Most of the time
4%	About half the time
2%	Seldom .....Or would you say you...
<0.5%	Never vote
<0.5%	DON’T KNOW [VOLUNTEERED]
<0.5%	REFUSED [VOLUNTEERED]

**D5. Generally speaking do you consider yourself a member of the ....? [ROTATE]**

28%	Popular Democratic Party (PDP)
37%	New Progressive Party (NPP)
3%	Puerto Rican Independence Party (PIP)
15%	None of the above [VOLUNTEERED]
4%	Don't know [VOLUNTEERED]
13%	Refused [VOLUNTEERED]

**D6. What is the highest level of education that you completed? (READ)**

20%	0 to 12 <sup>th</sup> grade, but with no diploma
22%	High school graduate or equivalent
16%	Post high school education, but with no degree
16%	2 year college degree
15%	4 year college degree
3%	Post graduate study, but with no degree
6%	Graduate or professional degree
1%	Don't know [VOLUNTEERED]
1%	REFUSED [VOLUNTEERED]

**D7. Which of the following best describes your current employment status? Are you currently....**

10%	Self-employed full-time
1%	Self-employed part-time
25%	Employed full-time
5%	Employed part-time
31%	Retired and not working at all
17%	Unemployed and looking for work
Or are you....	
10%	Not in the labor force for other reasons
1%	Don't know [VOLUNTEERED]
1%	REFUSED [VOLUNTEERED]

**D8. We realize income is a private matter and so rather than ask anything specific about your income, I'd like to ask you to please stop me when I get to the category that includes your household's income before taxes in 2007. Was it... [READ]**

15%	Less than 5,000
17%	Between 5,000 and less than \$10,000
14%	Between 10,000 and less than \$15,000
9%	Between 15,000 and less than \$20,000
6%	Between 20,000 and less than \$25,000
4%	Between 25,000 and less than \$30,000
5%	Between 30,000 and less than \$35,000
3%	Between 35,000 and less than \$40,000
2%	Between 40,000 and less than \$45,000
2%	Between 45,000 and less than \$50,000
7%	More than \$50,000
11%	Don't know
5%	REFUSED

**D9. (RECORD, IF POSSIBLE) ZIP Code. If not available, ask what is your ZIP Code?**

REGION IDENTIFIED BY ZIPCODE:

	<b>Northern</b>
	<b>Mountain West</b>
	<b>Western</b>
	<b>Southern</b>
	<b>Mountain Central</b>
	<b>Caguas</b>
	<b>Eastern</b>
	<b>San Juan Metro</b>
	<b>Western</b>

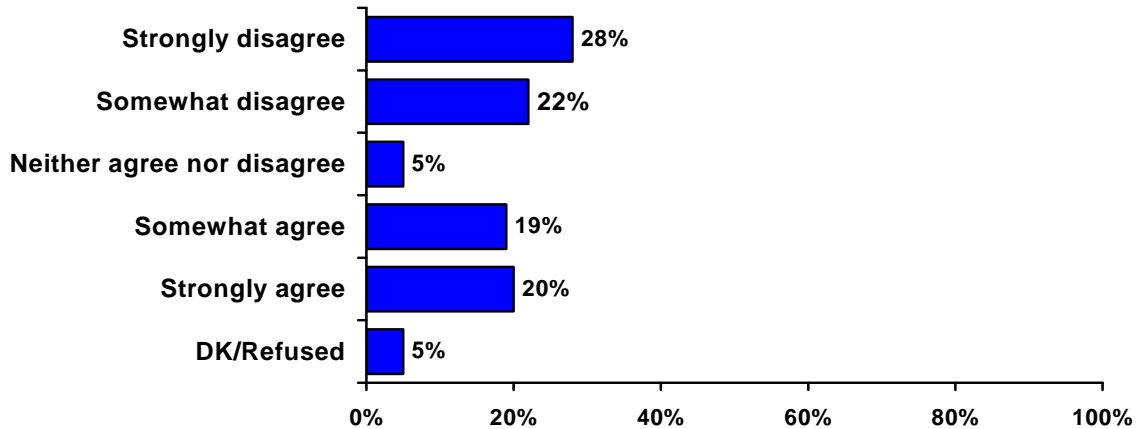
DON'T KOW = 99998

REFUSED = 99999

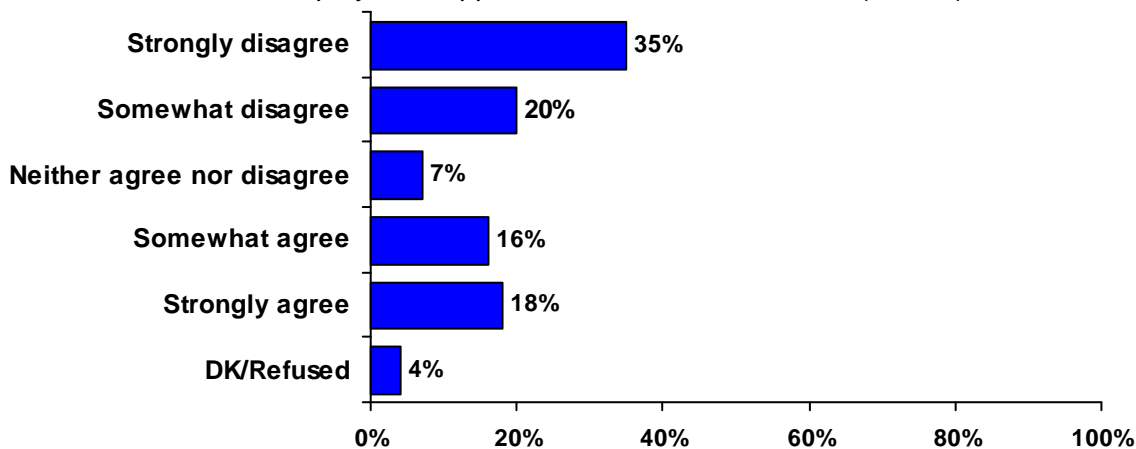
**THANKS AND HAVE A GOOD DAY / NIGHT!**

**GRAPHS**

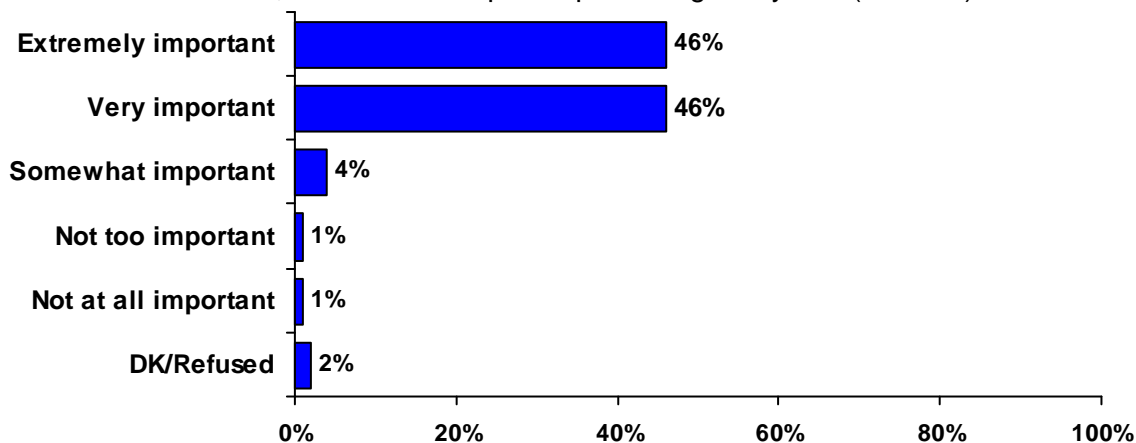
**Q4.** How much do you agree or disagree that Puerto Rico is on the right path for providing health services including accessible, affordable quality health care, hospital & physician services, and affordable prescription drugs for all its citizens? (N=503)



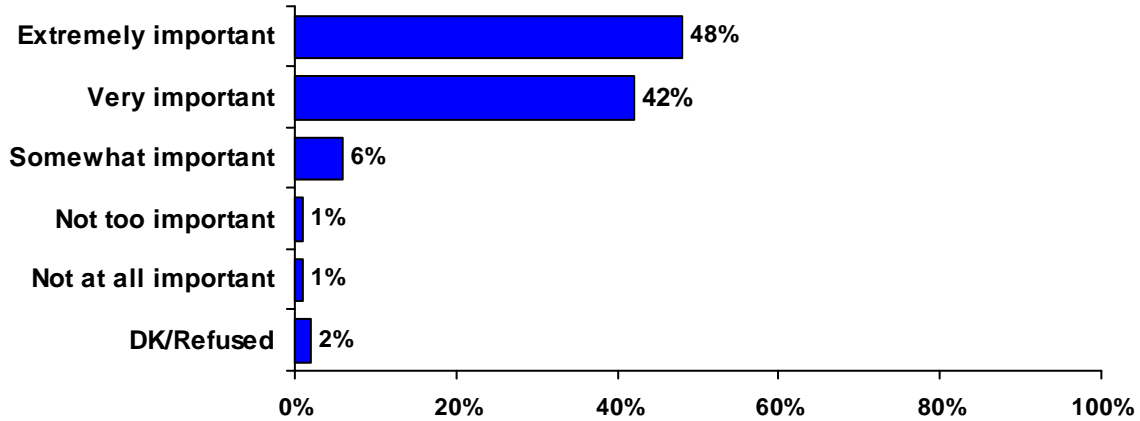
**Q5.** How much do you agree or disagree that Puerto Rico is on the right path for providing economic security including affordable housing and utility rates, retirement pensions and savings incentives as well as employment opportunities for all its citizens? (N=503)



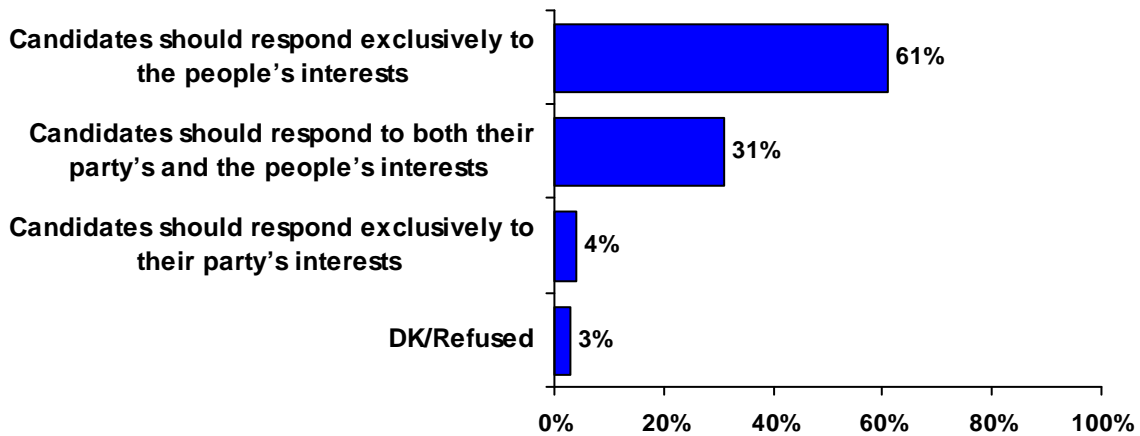
**Q6a.** In making your decision on how to vote in the 2008 election, for Governor and Legislators, how important are health services such as accessible, affordable quality health care, hospital & physician services, and affordable prescription drugs for you? (N = 503)



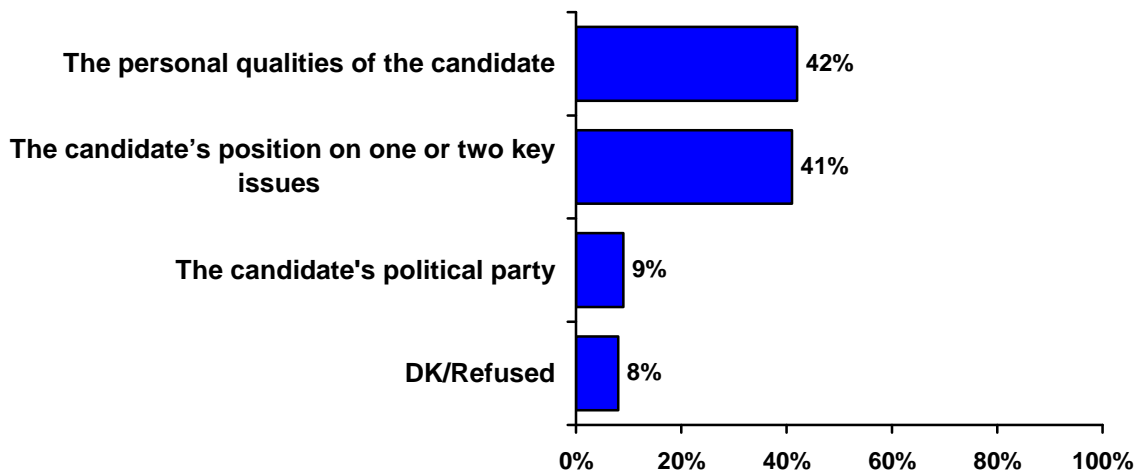
**Q6b.** In making your decision on how to vote in the 2008 election, for Governor and Legislators, how important is economic security such as affordable housing and utility rates, retirement pensions and savings incentives as well as employment opportunities for you? (N = 503)



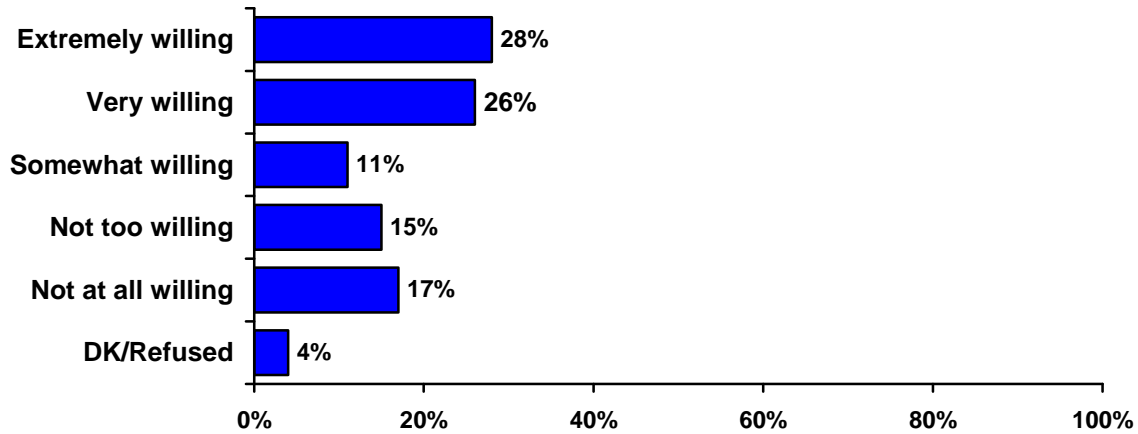
**Q8.** Which statement is closer to your view about the 2008 election for Governor and Legislators? (N=503)



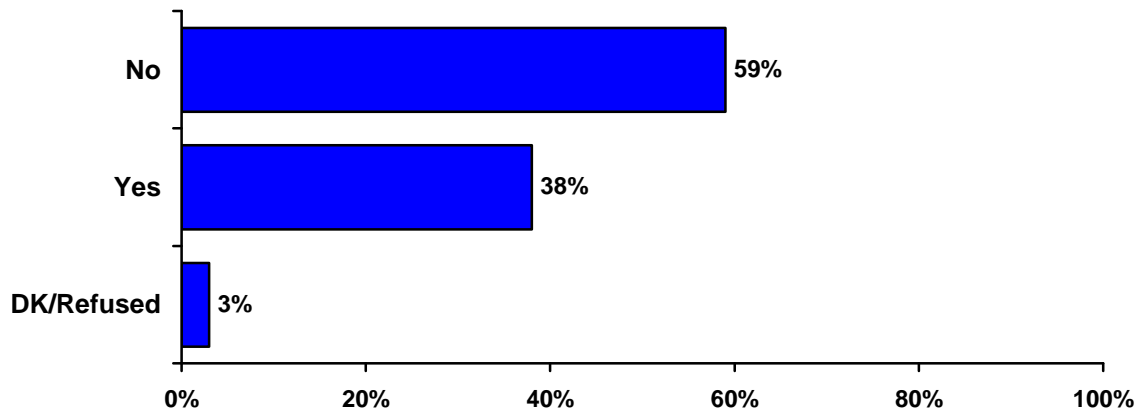
**Q9.** Which of the following matters most when you vote for a candidate for Governor or Legislator? (N=503)



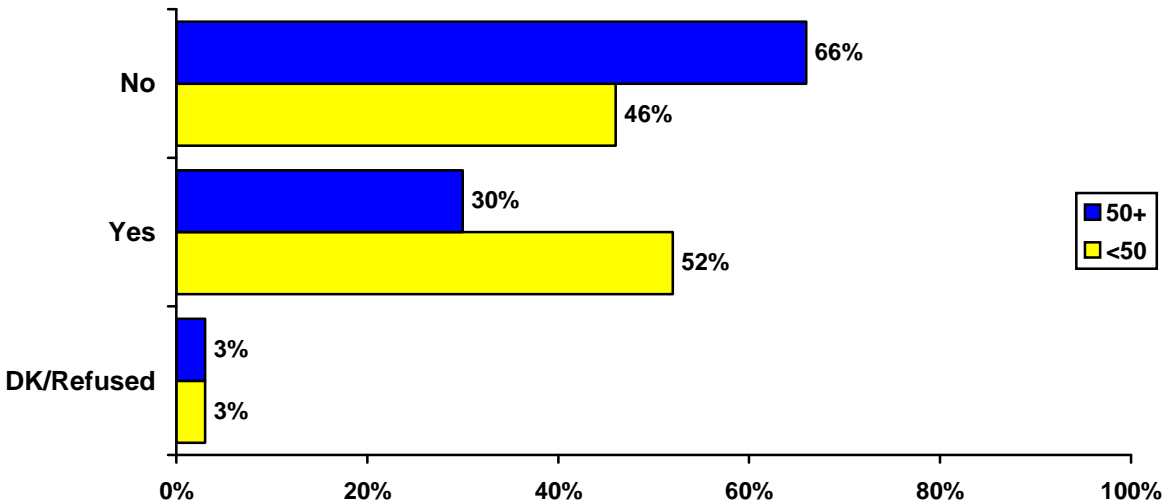
**Q10.** How willing are you to cross political party lines to support those candidates who represent your interests and the ones of the people? (N=47)



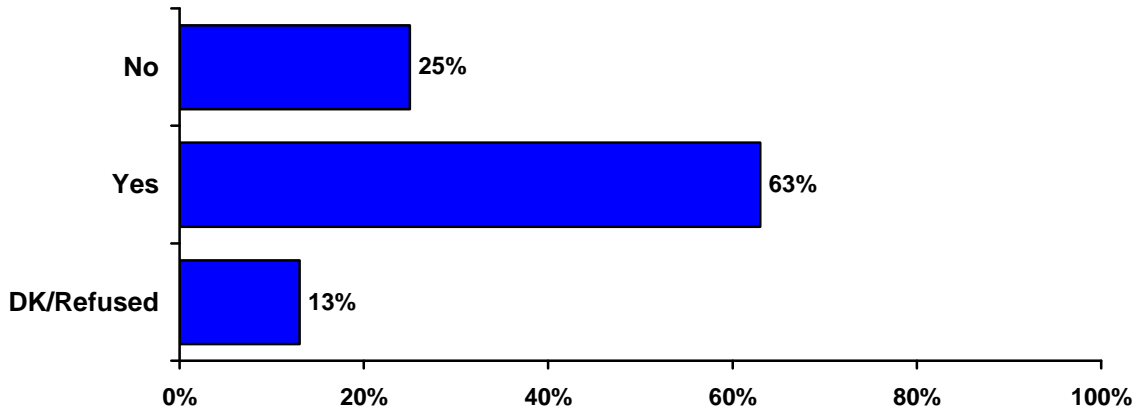
**Q11.** Have you ever crossed political party lines when voting in previous elections? (N=503)



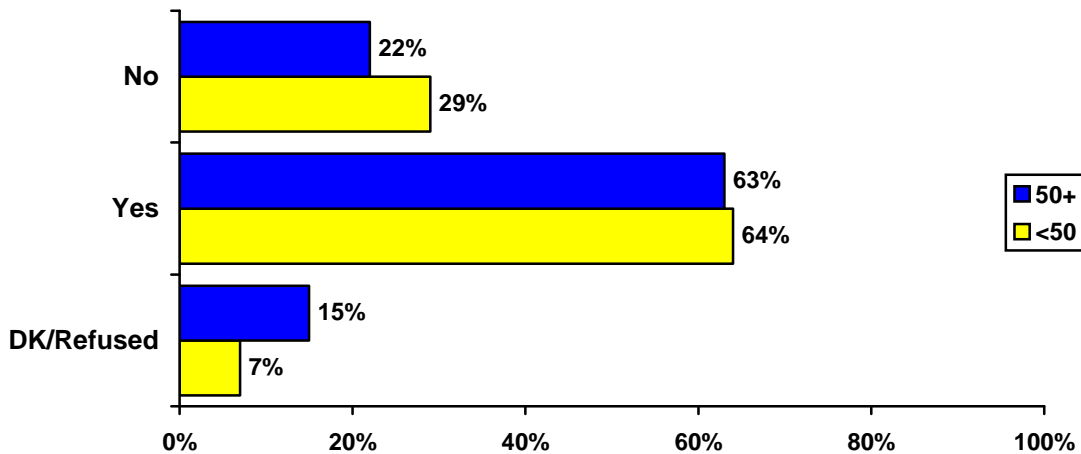
**Q11.** Have you ever crossed political party lines when voting in previous elections? (N=503)



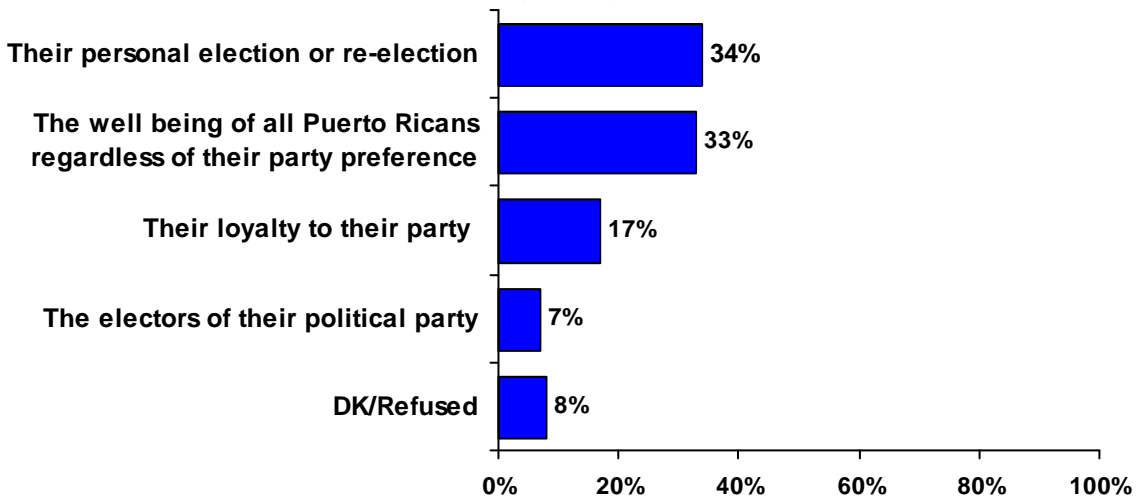
**Q12.** In the general election for Governor and Legislators, do you vote based on your preferences for political status, that is, your position for Statehood, Independence, or Commonwealth? (N=503)



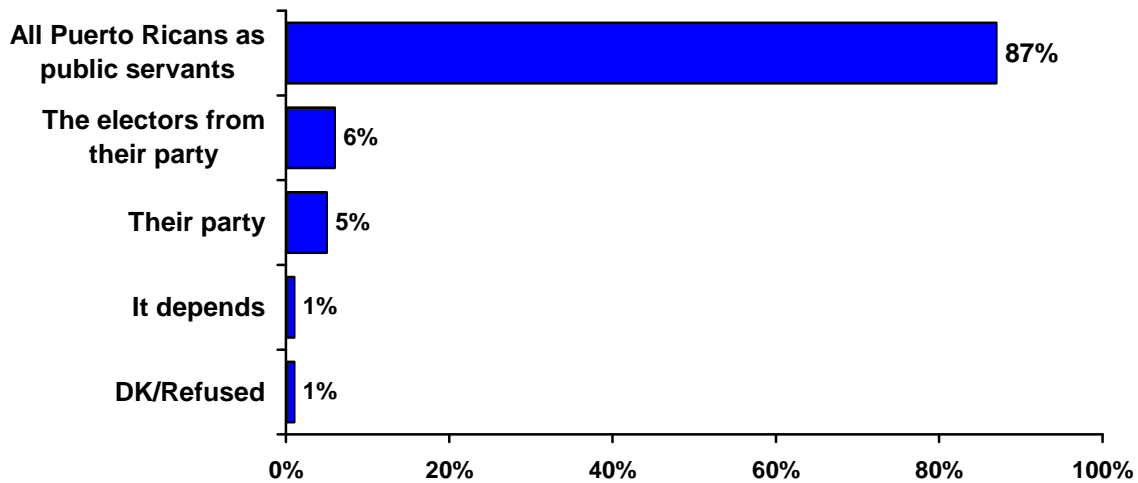
**Q12.** In the general election for Governor and Legislators, do you vote based on your preferences for political status, that is, your position for Statehood, Independence, or Commonwealth? (N=503)



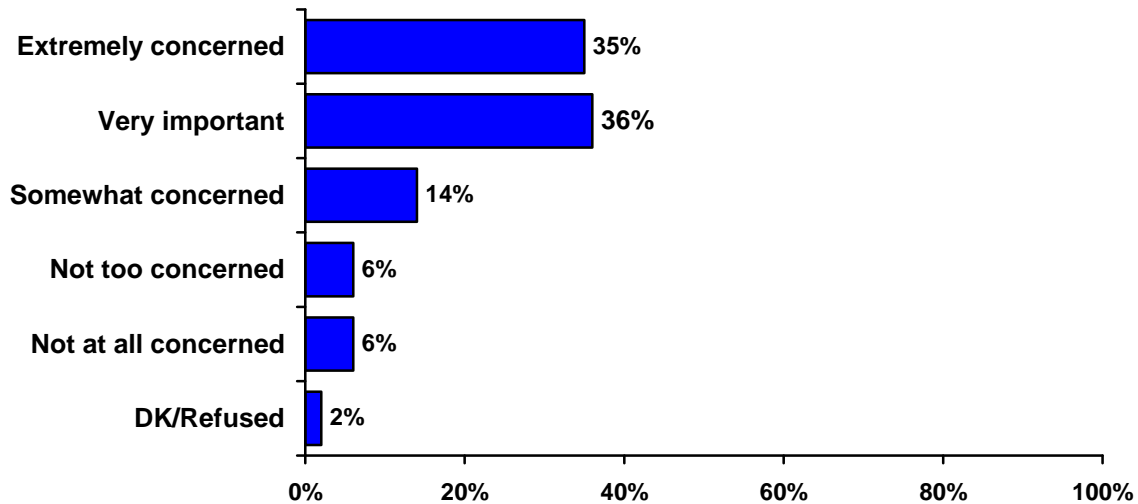
**Q13.** What do you think matters most to the candidates running for Governor and the Legislature? (N=503)



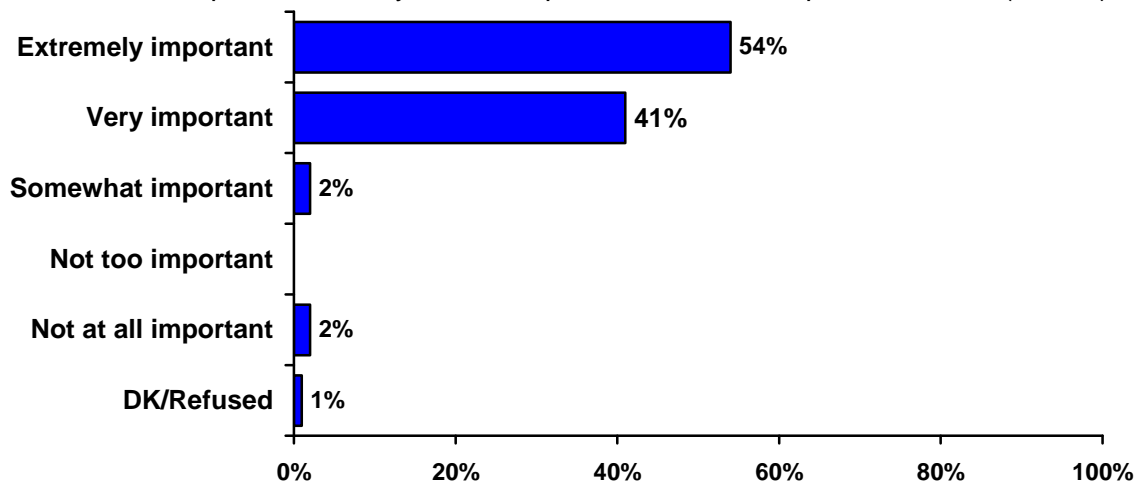
**Q14.** Once elected, the candidates for Governor and the Legislature should be committed to...  
(N=503)



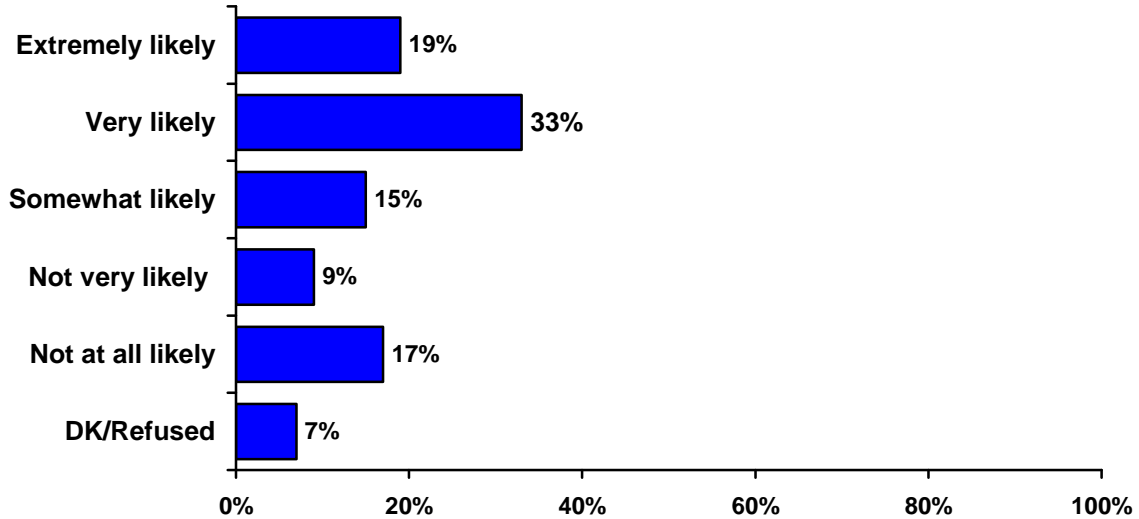
**Q15.** How concerned are you about political gridlock in Puerto Rico? (N=503)



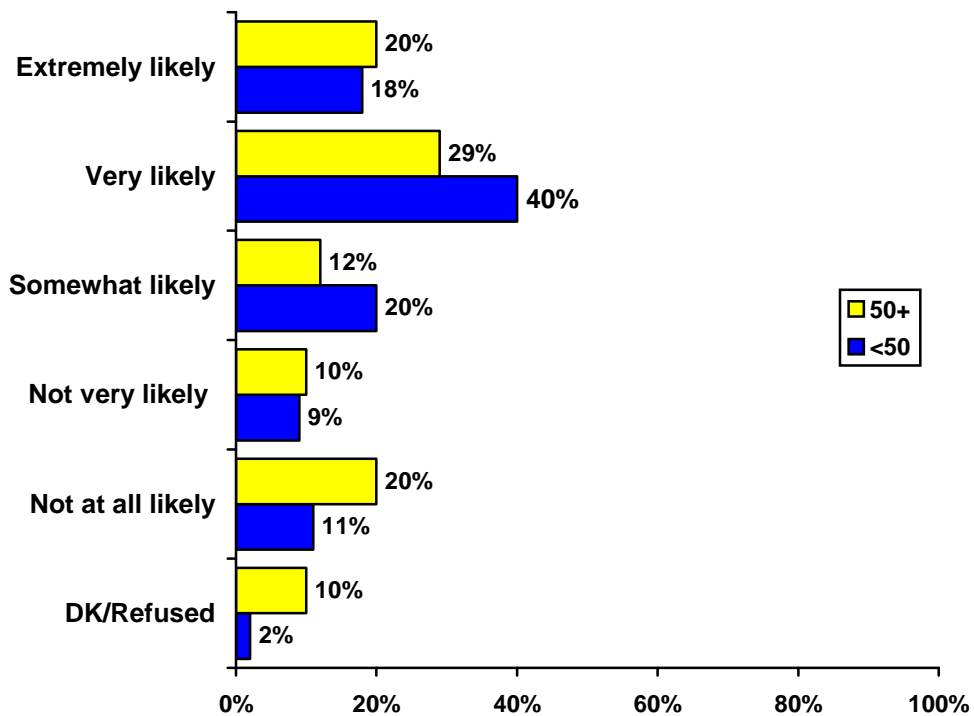
**Q16.** How important is it to you that all parties work across partisan lines? (N=503)



**Q17.** How likely are you to change your candidate preference for Governor and Legislator as you learn more about the issues between now and the election? (N=503)



**Q17.** How likely are you to change your candidate preference for Governor and Legislator as you learn more about the issues between now and the election? (N=503)





## 2008 AARP Puerto Rico Survey: Health Care & Financial Security Issues Among 18+ Likely Voters

AARP es una organización sin fines de lucro, no partidaria, compuesta por miembros (socios), que ayuda a las personas de 50 años o más a mantener su independencia, sus opciones y el control sobre sus vidas, de manera que sean beneficiosas y económicamente viables para ellas y para la sociedad en su conjunto. AARP no respalda a ningún candidato a cargos públicos, ni hace contribuciones a ninguna campaña política ni candidato. Publicamos AARP The Magazine, la revista de mayor circulación en el mundo, con más de 33 millones de lectores, y voz irrefutable de los estadounidenses mayores de 50 años; AARP Bulletin, fuente indispensable de noticias para los 39 millones de miembros de AARP y los estadounidenses mayores de 50 años; AARP Segunda Juventud, la única publicación bilingüe en Estados Unidos dedicada exclusivamente a la comunidad hispana mayor de 50 años; y nuestro sitio en internet: [www.aarp.org](http://www.aarp.org). AARP Foundation es la filial benéfica cuyos programas proporcionan seguridad, protección y la facultad de decidir y actuar bajo su propia responsabilidad a los adultos mayores con necesidades, con el apoyo de miles de voluntarios, donantes y patrocinadores. Tenemos oficinas en los 50 estados del país, en el Distrito de Columbia, en Puerto Rico y en las Islas Vírgenes de Estados Unidos.

AARP is a nonprofit, nonpartisan membership organization that helps people 50+ have independence, choice and control in ways that are beneficial and affordable to them and society as a whole. AARP does not endorse candidates for public office or make contributions to either political campaigns or candidates. We produce AARP The Magazine, the definitive voice for 50+ Americans and the world's largest-circulation magazine with over 33 million readers; AARP Bulletin, the go-to news source for AARP's 39 million members and Americans 50+; AARP Segunda Juventud, the only bilingual U.S. publication dedicated exclusively to the 50+ Hispanic community; and our website, [AARP.org](http://www.aarp.org). AARP Foundation is an affiliated charity that provides security, protection, and empowerment to older persons in need with support from thousands of volunteers, donors, and sponsors. We have staffed offices in all 50 states, the District of Columbia, Puerto Rico, and the U.S. Virgin Islands.

**Copyright ©2008**  
**AARP**  
**Knowledge Management**  
**601 E Street NW**  
**Washington, DC 20049**  
**[www.aarp.org/research](http://www.aarp.org/research)**  
**Reprinting with Permission**

**For more information about this survey please contact Susan L. Silberman, Ph.D. at:  
202-434-6339 or e-mail [ssilberman@aarp.org](mailto:ssilberman@aarp.org)**