

# 2005 AARP Maryland Legislative Issues Survey

A Publication of AARP Knowledge Management | October 2006

Represents the Views of 823,000+ AARP Members



Maryland Livable  
Communities Research  
Newsletter  
By Cassandra Burton

Research Specialist, AARP  
[www.aarp.org/research/](http://www.aarp.org/research/)  
[www.aarp.org/states/md/](http://www.aarp.org/states/md/)

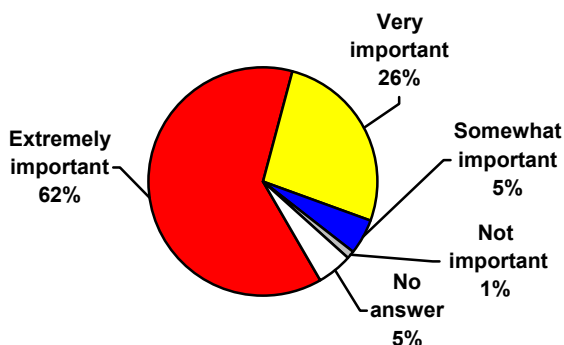
## Affordable Living and High Quality Services

AARP Maryland members feel it is extremely or very important that the communities they live in have low crime (88%), affordable cost of living (83%), and housing (77%), in addition to a variety of housing options (71%). Also important to members in their communities is having high quality doctors and specialists close by (87%), as well as, high quality government services (75%) and close and convenient shopping and services (66%).

## Low Crime

Members also want to live in safe areas. Nearly nine in ten (88%) say low crime in their communities is extremely or very important. Only six percent of Maryland members say low crime is somewhat or less important.

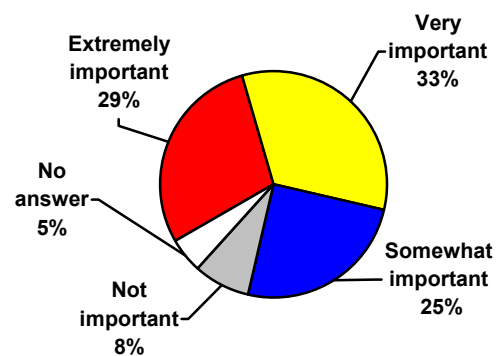
### Importance of Low Crime (N=989)



## Public Transportation

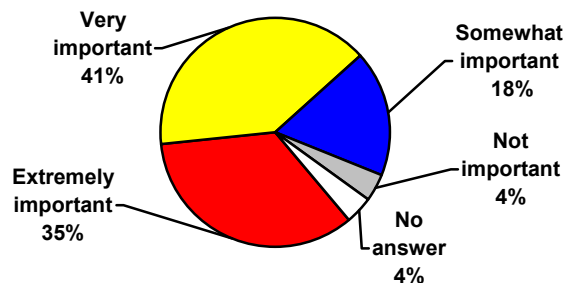
Nearly two-thirds of members feel it is extremely or very important that their community has convenient and reliable transportation. Another quarter says convenient and reliable transportation is somewhat important.

### Importance of Having Convenient and Reliable Transportation (N=989)



Further, about three-quarters (76%) of members say it is important for the State to make it easier for people to access affordable transportation services so they can work, volunteer, and get to health and community services. One in six say it is somewhat important, and only four percent say it is not important for the State to work on this issue.

### Importance of State Making Access to Transportation Services Easier (N=989)

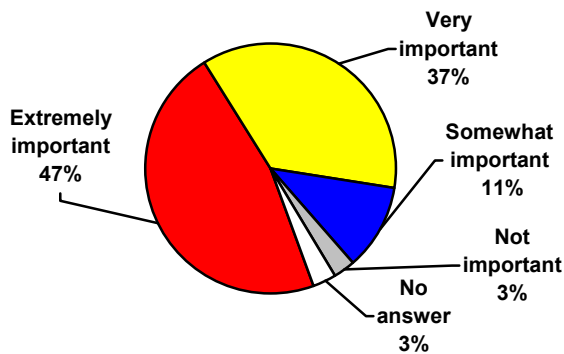


Nearly two-thirds of members also report that they would be more likely to vote for a candidate that supports an initiative to make access to affordable transportation services easier.

**Aging in Place**

Nearly nine in ten members think it is extremely or very important for the State to make it easier for people to stay at home and in their communities if they chose to when they need long-term care.

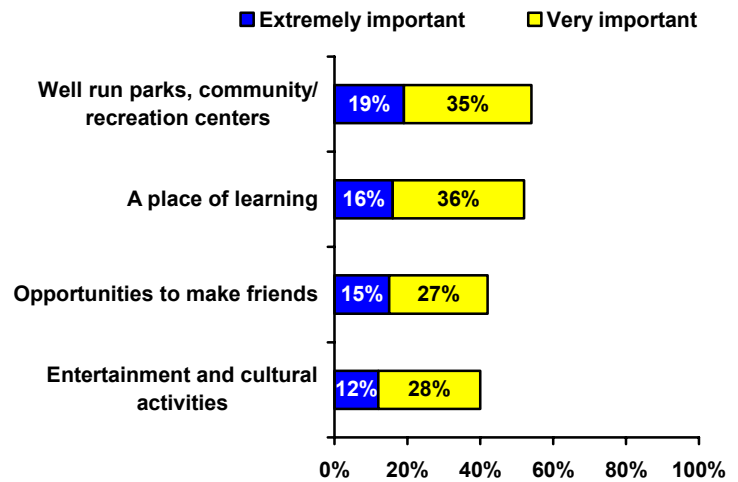
**Importance of State Making Staying in Home/Community Easier When Long-Term Care is Needed (N=989)**



**Community Engagement**

It is also important to Maryland members that they remain engaged. More than half report that well-run parks, community/recreation centers (54%), and having a place that offers educational, recreational, or employment training programs (52%) in the community they live in is extremely or very important. About four in ten say opportunities to meet and make friends with others age 50+ (42%) and having entertainment and cultural activities in the community (40%) are also important.

**Importance of Remaining Engaged (N=989)**



More than half of members think it is important for the State to make it easier for people to go to a place in their community where people of all ages could find recreation, education, employment, health information, cultural and civic opportunities, or fellowship (56%). About half of Maryland members also say they would be more likely to vote for a candidate for state office that supports an initiative such as this one. About half say making it easier for people to retrain, attend classes, and have meaningful and rewarding employment later in life is important (49%).

**Methodology**

AARP conducted the Maryland member survey in October through November 2005. A statewide sample of 2,000 AARP members in Maryland, proportionally stratified by three age segments—50 to 59, 60 to 74, and 75+, was selected from AARP’s membership database. Each sampled member was contacted about the survey in four ways: a pre-notification postcard, the survey itself, a reminder postcard, and a second survey. About fifty percent of the surveys, 989 useable surveys, were returned by the cut-off date for analysis. The survey has a sampling error of plus or minus 3.2 percent. Responses to the livable communities and demographic survey questions are attached. The full survey with responses to all questions is available on the AARP website at [www.aarp.org/research/](http://www.aarp.org/research/).

## Annotated Questions

### Livable Communities

**2. How important are the following when it comes to the community you live in?**

**a. Affordable cost of living**

%	
49	Extremely important
34	Very important
8	Somewhat important
3	Not too important
1	Not at all important
5	No response

**b. Affordable housing**

%	
43	Extremely important
34	Very important
13	Somewhat important
4	Not too important
2	Not at all important
4	No response

**c. A variety of housing options for older citizens**

%	
31	Extremely important
40	Very important
21	Somewhat important
3	Not too important
2	Not at all important
4	No response

**d. Low crime**

%	
62	Extremely important
26	Very important
5	Somewhat important
1	Not too important
<.5	Not at all important
5	No response

**e. Convenient and reliable transportation**

%	
29	Extremely important
33	Very important
25	Somewhat important
6	Not too important
2	Not at all important
5	No response

**f. Close, convenient shopping and services**

%	
28	Extremely important
38	Very important
22	Somewhat important
5	Not too important
1	Not at all important
6	No response

**g. Well-run parks, community centers, and recreation centers**

%	
19	Extremely important
35	Very important
31	Somewhat important
9	Not too important
2	Not at all important
5	No response

**h. Opportunities to meet and make friends with other age 50 and over**

%	
15	Extremely important
27	Very important
38	Somewhat important
14	Not too important
4	Not at all important
4	No response

**i. Entertainment and cultural activities, such as theaters, concerts, and spectator sports**

%	
12	Extremely important
28	Very important
37	Somewhat important
15	Not too important
4	Not at all important
5	No response

**j. High quality local government services**

%	
34	Extremely important
41	Very important
17	Somewhat important
3	Not too important
1	Not at all important
5	No response

**k. High quality doctors and specialists are close by**

<u>%</u>	
54	Extremely important
33	Very important
7	Somewhat important
1	Not too important
<.5	Not at all important
5	No response

**l. A place of learning that offers educational, or employment training programs**

<u>%</u>	
16	Extremely important
36	Very important
34	Somewhat important
8	Not too important
3	Not at all important
4	No response

**3. How important is it to you for the state to make it easier for people to...?**

**a. Stay at home and in their communities if they choose to when they need long-term care**

<u>%</u>	
47	Extremely important
37	Very important
11	Somewhat important
2	Not too important
1	Not at all important
3	No response

**b. Access affordable transportation services so they can work, volunteer, and get to health and community services**

<u>%</u>	
35	Extremely important
41	Very important
18	Somewhat important
3	Not too important
1	Not at all important
4	No response

**c. Retrain, attend classes and have meaningful and rewarding employment later in life**

<u>%</u>	
15	Extremely important
34	Very important
36	Somewhat important
8	Not too important
3	Not at all important
4	No response

**d. Go to a place in their community where people of all ages could find recreation, education, employment, health information, cultural and civic opportunities, or fellowship**

<u>%</u>	
18	Extremely important
38	Very important
33	Somewhat important
7	Not too important
2	Not at all important
2	No response

**4. If a candidate for state office supported initiatives to make it easier for people to do the following, would you be more likely to vote for that candidate, less likely to vote for him or her, or would it not make any difference?**

**a. Stay at home and in their community if they chose to when they need long-term care**

<u>%</u>	
71	More likely
25	No difference
2	Less likely
3	No answer

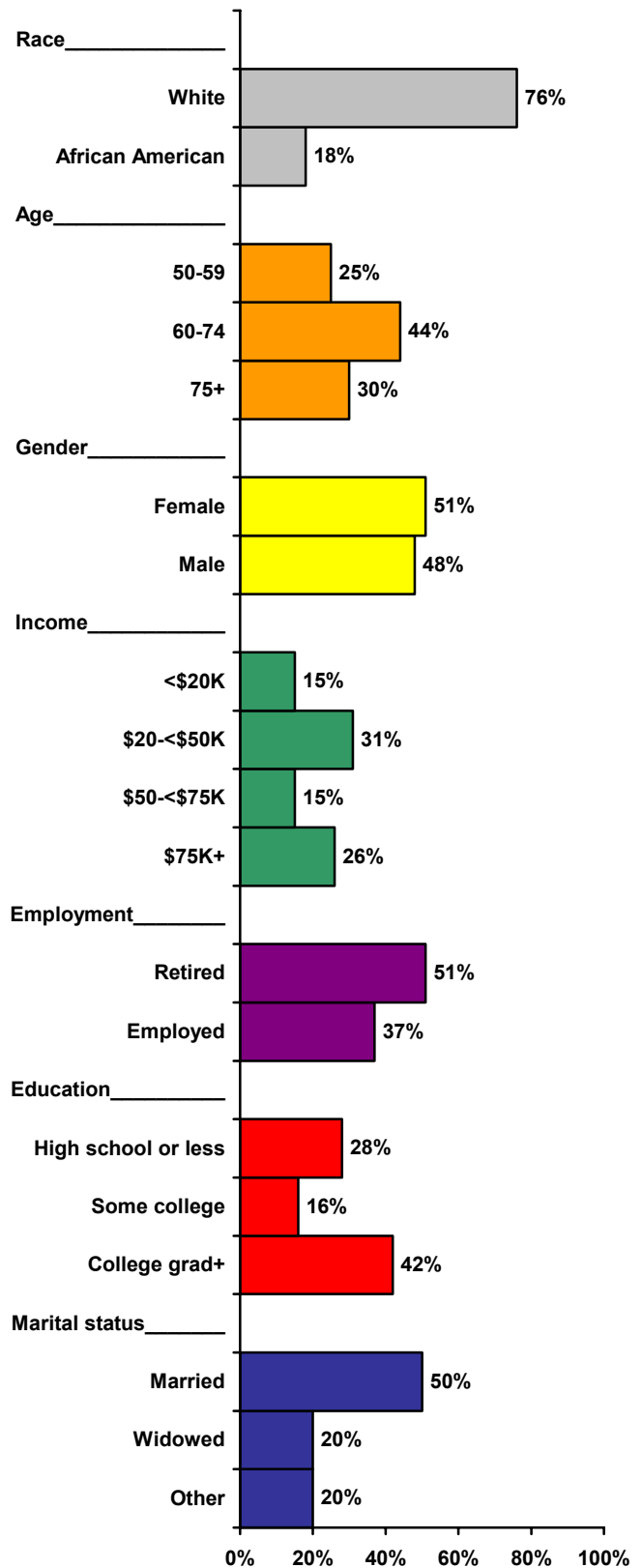
**b. Access affordable transportation services so they can work, volunteer, and get to health and community services**

<u>%</u>	
64	More likely
32	No difference
2	Less likely
3	No answer

d. Go to a place in their community where people of all ages could find recreation, education, employment, health information, cultural and civic opportunities, or fellowship

- %
- 50 More likely
- 43 No difference
- 4 Less likely
- 3 No answer

**Respondent Demographic Profile (N=989)**



**Acknowledgements**

AARP staff from the Maryland Office, State Affairs, and Knowledge Management contributed to the design and implementation of the study. Special thanks go to AARP staff including Joseph DeMattos, Jr., Darrin E. Brown, Kelley Coates-Carter, Gretchen Straw, Rachelle Cummins, Erica Dinger, Darlene Matthews, and Cheryl Barnes.

AARP is a nonprofit, nonpartisan membership organization dedicated to making life better for people 50 and over. We provide information and resources; engage in legislative, regulatory and legal advocacy; assist members in serving their communities; and offer a wide range of unique benefits, special products, and services for our members. These include *AARP The Magazine*, published bimonthly; *AARP Bulletin*, our monthly newspaper; *AARP Segunda Juventud*, our quarterly newspaper in Spanish; *NRTA Live & Learn*, our quarterly newsletter for National Retired Teachers Association members; and our Web site, [www.aarp.org](http://www.aarp.org). We have staffed offices in all 50 states, the District of Columbia, Puerto Rico, and the U.S. Virgin Islands.

**Copyright ©2006  
AARP  
Knowledge Management  
601 E Street NW  
Washington, DC 20049  
<http://www.aarp.org/research/>  
Reprinting with Permission**

**For more information about the full report,  
contact Erica Dinger  
(202) 434-6176.**

**For more information on AARP Maryland  
legislative issues contact Darrin E. Brown,  
Associate State Director,  
(410) 895-7613.**