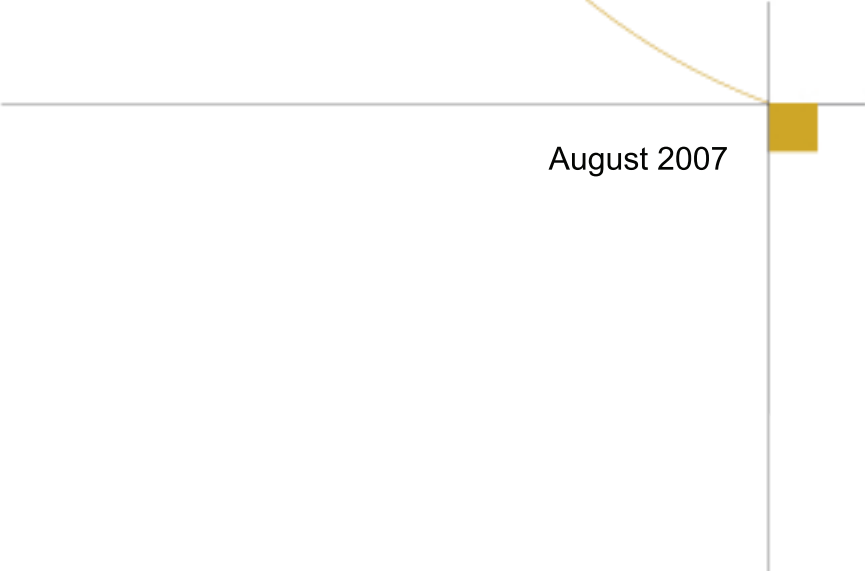




Election Issues Surveys: View from the Early States



August 2007



Election Issues Surveys: View from the Early States

**Report prepared by Gene Wright and Gretchen Straw
Data collected by Woelfel Research, Inc.**

**Copyright© by AARP, 2007
AARP
Knowledge Management
601 E Street, NW
Washington, DC 20049
Reprinting with Permission**

AARP is a nonprofit, nonpartisan membership organization that helps people 50+ have independence, choice and control in ways that are beneficial and affordable to them and society as a whole. AARP neither endorses candidates for public office nor makes political contributions. We produce *AARP The Magazine*, published bimonthly; *AARP Bulletin*, our monthly newspaper; *AARP Segunda Juventud*, our bimonthly magazine in Spanish and English; *NRTA Live & Learn*, our quarterly newsletter for 50+ educators; and our website, www.aarp.org. AARP Foundation is our affiliated charity that provides security, protection, and empowerment to older persons in need with support from thousands of volunteers, donors, and sponsors. We have staffed offices in all 50 states, the District of Columbia, Puerto Rico, and the U.S. Virgin Islands.

For more information, contact Gretchen Straw at (202) 434-6334.

Election Issues Surveys: View from the Early States

AARP commissioned this election issues survey in two early caucus states (Iowa and Nevada) and in three early primary states (Florida, New Hampshire, and South Carolina). In each state, 500 AARP members who say they may attend the Democratic caucuses or vote in the Democratic primary and 500 who may attend the Republican caucuses or vote in the Republican primary¹ were interviewed. These telephone surveys were conducted between July 24 and August 16, 2007 by Woelfel Research, Inc. The margin of error for potential voters in each state's Democratic and Republican primary or caucus is \pm 4.4 percent.

Key Findings

Attentiveness to the Campaigns

At this point in the election cycle, more than eight in ten potential caucus participants and more than seven in ten potential primary voters are following the candidate coverage at least somewhat closely. Those planning to participate in the Democratic caucuses or primaries are more likely to say they are following coverage very closely than those planning to attend the Republican caucuses in all states except Nevada.

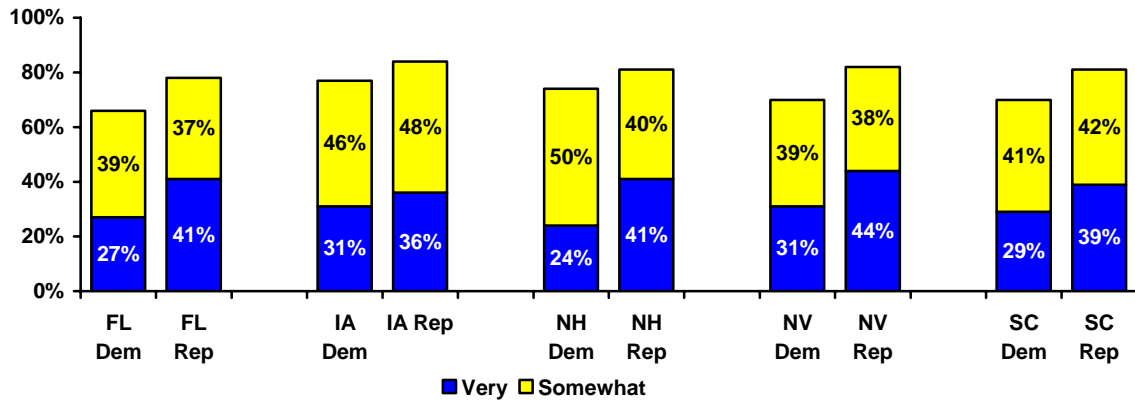
	FL		IA		NH		NV		SC	
	Dem	Rep	Dem	Rep	Dem	Rep	Dem	Rep	Dem	Rep
Very closely	38%	29%	42%	33%	37%	27%	46%	41%	35%	29%
Somewhat closely	45%	45%	50%	51%	45%	49%	42%	44%	45%	49%

Solidity of Candidate Preference

Although AARP members are clearly engaged, they are far from settled in their candidate preferences. Among potential Democratic participants, 65% or more, depending upon the state, say they are very or somewhat likely to change their candidate preference as they learn more about the issues between now and the election. The figure is even higher among potential Republican participants, where 78% or more are at least somewhat likely to change their preference.

¹ Surveys were conducted with random samples of members in Florida, Iowa, New Hampshire, Nevada, and South Carolina drawn from AARP's member database. Members were screened on likelihood of caucus participation (Iowa and Nevada) or likelihood of voting in the primary (Florida, New Hampshire, and South Carolina) and on which party caucus/primary they would attend. To qualify, a member needed to be a registered voter who reported that he or she was absolutely certain, very likely, or possibly would attend a caucus or vote in the primary and to identify which caucus or primary he or she planned to attend.

Likelihood of Changing Candidate Preference
As Respondents Learn More About the Issues



Mood of the Country

AARP members differ in their assessment of whether the country is headed in the right direction or off on the wrong track depending upon which party’s caucuses or primaries they plan to attend. Between 83% (South Carolina) and 92% (Nevada) of potential Democratic voters or caucus participants believe the country is on the wrong track. Potential Republican participants are more evenly divided with between 38% (South Carolina) and 47% (New Hampshire) saying the country is on the wrong track and between 39% (New Hampshire) and 46% (South Carolina) saying it is headed in the right direction.

Issue Landscape

When asked in an open-ended question to identify the most important issue facing the country, AARP members of both parties say that Iraq is the most important issue. For those planning to attend Democratic caucuses or vote in Democratic primaries, healthcare is consistently the second most important issue, followed by the economy/jobs. All other issues are mentioned by two percent or fewer voters.

Most Important Issue Facing the Country
Potential Democratic caucus participants/primary voters

	FL	IA	NH	NV	SC
Iraq	55%	51%	55%	49%	46%
Healthcare	12%	18%	19%	19%	17%
Economy/jobs	4%	4%	3%	3%	6%

Among potential Republican participants, healthcare, immigration and terrorism make up the next tier of issues, followed by the economy/jobs. In Iowa and New Hampshire, health care is the second most frequently mentioned issue among potential Republican caucus attendees or primary voters. In Nevada and South Carolina, immigration is the second most frequent mention, while in Florida terrorism places number two.

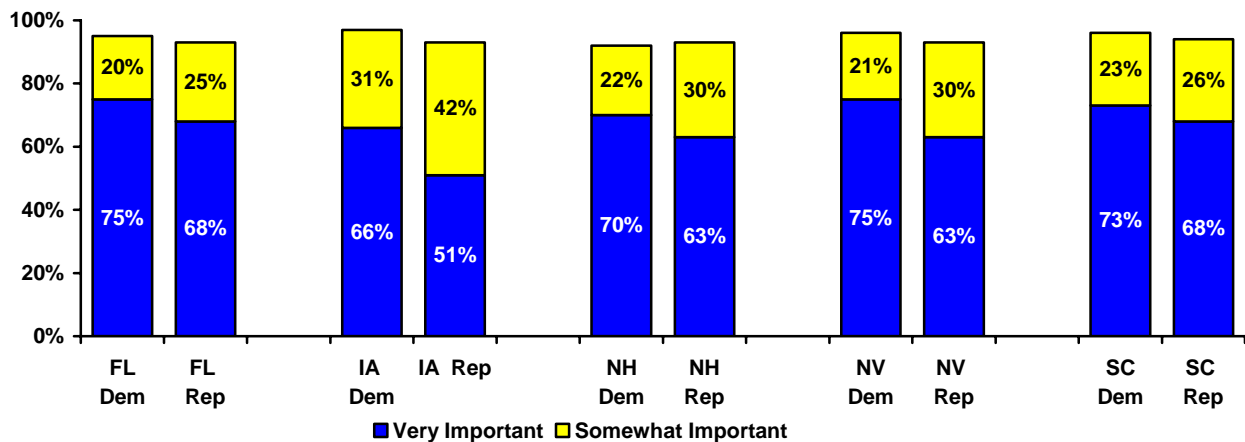
Most Important Issue Facing the Country
Potential Republican caucus participants/primary voters

	FL	IA	NH	NV	SC
Iraq	31%	25%	33%	31%	28%
Healthcare	7%	13%	13%	12%	9%
Immigration	9%	11%	8%	18%	11%
Terrorism	11%	8%	8%	11%	10%
Economy/jobs	8%	6%	5%	5%	6%

Financial Security

Although financial security does not emerge as a top issue facing the country, it is a critical voting issue. Over nine in ten AARP potential caucus participants or primary voters from each party say that issues related to financial security such as Social Security, incentives for savings and investment, and pension protection will be important to their votes. This issue is very important to between 66% and 75% of potential Democratic caucus participants and primary voters and to between 51% and 68% of potential Republican participants in the caucuses and primaries.

Importance of Financial Security Issues
to Voting Decision



How Well Candidates Address Financial Security

Potential voters or caucus participants were asked to rate how well each candidate in their party's primary or caucus had addressed the issue of ensuring that all Americans can build financial security for their entire lifetimes. Large proportions of AARP members who are potential caucus attendees or primary voters don't know enough about their party's candidates' stances on financial security to be able to rate them. In Nevada and South Carolina, more than half of potential caucus participants didn't know enough about eight of ten Republican candidates' positions on financial security to rate them. In New Hampshire, more than half could not rate 9 of 10 Republican candidates, and in Iowa and Florida, more than half could not rate any of the candidates. And more than half of potential participants in each state could not rate five of the eight Democratic candidates. Although financial security issues are very important to voters, they simply don't know whether candidates are addressing the issues well or not.

Rating of Candidates on How Well They Have Addressed the Issue of Ensuring that all Americans Can Build Financial Security for Their Entire Lifetimes

	FL		IA		NH		NV		SC	
	Very/ SW Well	DK enough	Very/ SW Well	DK enough	Very/ SW Well	DK enough	Very/ SW Well	DK enough	Very/ SW Well	DK enough
Republican Candidates²										
Brownback	6%	84%	13%	73%	7%	84%	8%	79%	7%	78%
Giuliani	35%	54%	32%	53%	39%	51%	43%	42%	39%	47%
Huckabee	9%	82%	17%	70%	8%	83%	12%	75%	11%	76%
Hunter	5%	86%	6%	82%	4%	86%	8%	80%	6%	80%
McCain	31%	55%	25%	57%	38%	52%	35%	44%	35%	48%
Paul	5%	84%	7%	80%	7%	83%	6%	80%	6%	81%
Romney	28%	60%	41%	50%	43%	48%	38%	50%	34%	55%
Tancredo	5%	86%	9%	78%	5%	87%	5%	83%	5%	82%
T. Thompson ³	12%	76%	18%	67%	12%	79%	12%	71%	13%	75%
Fred Thompson	18%	72%	16%	72%	12%	80%	24%	62%	24%	64%
Democratic Candidates⁴										
Biden	23%	67%	21%	61%	21%	67%	27%	58%	24%	62%
Clinton	56%	35%	55%	29%	53%	35%	61%	28%	60%	29%
Dodd	14%	75%	20%	65%	18%	69%	18%	67%	16%	70%
Edwards	42%	46%	59%	30%	45%	42%	53%	35%	47%	39%
Gravel	5%	84%	5%	81%	5%	82%	8%	78%	7%	78%
Kucinich	10%	79%	16%	68%	18%	70%	16%	70%	12%	74%
Obama	38%	47%	49%	33%	40%	48%	48%	37%	46%	40%
Richardson	18%	69%	33%	52%	25%	63%	32%	53%	18%	68%

² Asked only of those planning to attend the Republican caucus or vote in Republican primaries.

³ Since the fielding of this poll, Mr. Tommy Thompson has withdrawn from the race for president.

⁴ Asked only of those planning to attend the Democratic caucus or vote in Democratic primaries.

Who Best Addresses Financial Security

When potential Republican caucus participants and primary voters were asked which one candidate best addressed financial security issues, between 71% (Nevada) and 78% (New Hampshire) said they did not know enough about their positions to make a judgment. Only Romney was named by over five percent of respondents in each of the five states (5% to 11%). Giuliani was named by over five percent in three states (5% to 9%) and McCain was named by five percent in one state.

Sixty-five percent (Iowa) to seventy-three percent (Florida) of potential Democratic caucus participants and primary voters also felt that they did not know enough to make a judgment about which candidate has best addressed financial security issues. Clinton was named by over five percent of respondents in all five states (10% to 16%), Edwards was named by over five percent in three states (5% to 9%), and Obama was named by five percent in two states.

Who Can Break Through Gridlock to Make Progress on Financial Security

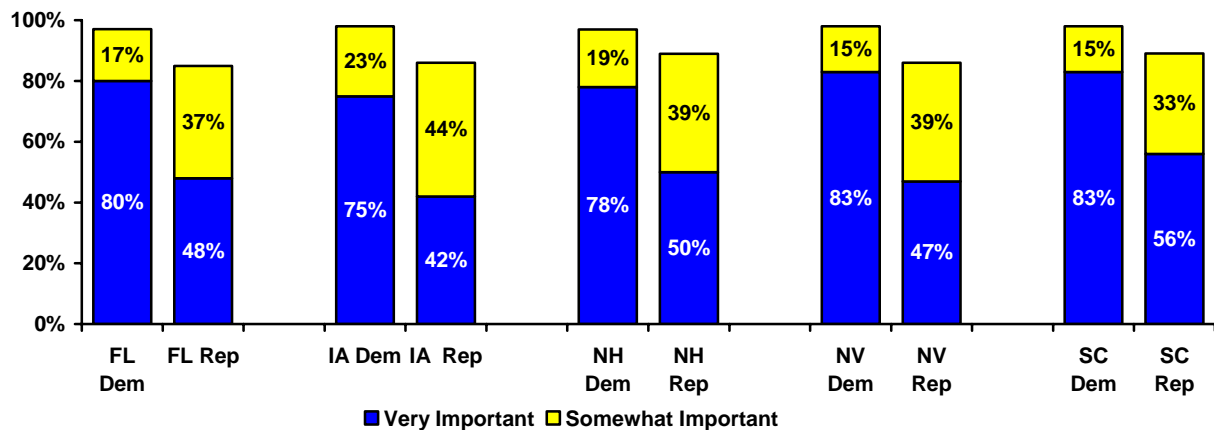
Over half of potential Republican caucus attendees and primary voters (ranging from 53% in Nevada to 57% in Iowa) do not know enough to choose which candidate is best able to break through special interest and partisan gridlock to make real progress on ensuring that all Americans can build financial security for their entire lifetime. Two candidates were named by over five percent in all five states as able to deal with special interests and partisan gridlock to make progress in the area: Romney (8% to 17%) and Giuliani (5% to 17%). Two other candidates were named by over five percent in at least two states: Fred Thompson (3 states, 6% to 8%) and McCain (2 states, 6% to 8%).

On the Democratic side, between 41% (Iowa) and 52% (Florida) say they do not know enough to about the candidate positions on the issue to make a choice. Two candidates were named by five percent or more of potential caucus participants or primary voters in all five states as best able to break through special interest and partisan gridlock to make real progress on financial security: Clinton (16% to 28%) and Obama (8% to 14%). Edwards was named by over five percent in four states (7% to 14%) and Richardson was named in one state (6%).

Health Care

Large majorities of likely caucus attendees and primary voters say that health care will be important to their 2008 voting decision. The issue is especially salient among those planning to attend the Democratic caucuses or vote in the Democratic primaries where almost all say it is at least somewhat important and between 75% and 83% rate it as very important. Republicans also say that health care will be important to their voting decisions, with between 42% and 56% reporting the issue will be very important.

Importance of Health Care Issues
to Voting Decision



How Well Candidates Address Health Care

Potential caucus participants and primary voters were asked to rate each candidate on how well he or she has addressed the issue of ensuring that all Americans have access to affordable, quality healthcare. As was the case in ratings of the candidates' positions on financial security, many potential caucus participants and primary voters of both parties report that they are unable to rate the candidates' positions on health care because they don't know enough about them. More than half were unable to rate seven of the ten Republican candidates on this issue in Iowa, New Hampshire, Nevada and South Carolina, and more than half could not rate eight of the ten candidates in Florida. On the Democratic side, more than half were unable to rate five of the eight Democratic candidates in Florida, New Hampshire, Nevada and South Carolina; more than half could not rate four of the candidates in Iowa. Although the issue of health care is important to voting decisions, potential caucus participants and primary voters frequently do not know much about candidates' positions on the issue.

Rating of Candidates on How Well They Have Addressed the Issue of Ensuring that all Americans Have Access to Affordable, Quality Health Care

	FL		IA		NH		NV		SC	
	Very/ SW Well	DK enough	Very/ SW Well	DK enough	Very/ SW Well	DK enough	Very/ SW Well	DK enough	Very/ SW Well	DK enough
Republican Candidates⁵										
Brownback	9%	81%	19%	66%	7%	81%	10%	76%	8%	79%
Giuliani	47%	39%	38%	40%	49%	33%	53%	30%	45%	39%
Huckabee	12%	79%	26%	62%	12%	76%	17%	67%	17%	74%
Hunter	5%	87%	7%	79%	5%	85%	8%	79%	5%	84%
McCain	38%	41%	33%	43%	44%	34%	43%	31%	43%	37%
Paul	6%	83%	12%	74%	6%	80%	7%	78%	7%	82%
Romney	35%	52%	53%	36%	57%	30%	51%	34%	41%	46%
Tancredo	6%	83%	11%	73%	6%	83%	9%	77%	6%	84%
T. Thompson	14%	73%	29%	52%	13%	73%	20%	60%	16%	73%
Fred Thompson	23%	67%	18%	70%	14%	72%	29%	56%	24%	64%
Democratic Candidates⁶										
Biden	27%	59%	26%	58%	23%	64%	28%	54%	28%	55%
Clinton	76%	15%	75%	11%	78%	14%	80%	10%	74%	14%
Dodd	13%	74%	23%	61%	26%	62%	17%	65%	16%	69%
Edwards	56%	31%	76%	16%	65%	24%	70%	18%	64%	24%
Gravel	7%	82%	4%	82%	6%	82%	7%	77%	8%	78%
Kucinich	15%	73%	18%	68%	21%	67%	22%	62%	15%	71%
Obama	49%	37%	69%	19%	57%	30%	64%	19%	58%	27%
Richardson	23%	63%	49%	40%	36%	53%	38%	46%	24%	60%

Who Best Addresses Health Care

Potential voters and caucus attendees were asked which candidate has best addressed healthcare. Between 66% (Nevada) and 78% (Florida) of potential Republican caucus attendees and primary voters do not know enough about candidate positions to say who best addresses health care. Romney was named by five percent or more as best addressing health care in all five states (6% to 16%) and Giuliani was named by more than five percent in two states (5% to 7%).

Over four in ten potential Democratic caucus participants and primary voters also do not know enough about candidate positions to name someone as best addressing the issue (40% in Nevada to 52% in Florida). Clinton (23% to 35%) and Edwards (6% to 17%) were chosen by more than five percent in all five states. Obama was selected by more than five percent in one state (7%).

⁵ Asked only of those planning to attend the Republican caucus or vote in the Republican primary.

⁶ Asked only of those planning to attend the Democratic caucus or vote in the Democratic primary.

Who Can Break Through Gridlock to Make Progress on Health Care

Between 48% (Nevada) and 56% (Florida) of potential Republican caucus or primary participants and between 31% (Iowa) and 39% (South Carolina and Florida) of potential Democratic participants don't know enough about candidate positions on health care to assess who could best break through special interest and partisan gridlock to make real progress in ensuring all Americans have access to affordable, quality healthcare. Two Republicans are named by five percent or more in all five states: Romney (10% to 21%) and Giuliani (6% to 14%). Two other Republicans are named in at least two states: Fred Thompson (7% to 9%) and McCain (6% to 7%). On the Democratic side, three Democrats are named as best able to break through gridlock on the issue by five percent or more in all five states: Clinton (23% to 40%), Obama (8% to 13%) and Edwards (5% to 17%). Richardson was named by over five percent in two states (5% to 7%).

Conclusions

AARP members who may participate in the Iowa and Nevada caucuses and in the Florida, New Hampshire, and South Carolina primaries are following candidate coverage. However, they have not settled on presidential preferences. Most say they may change their preference as they learn more about the candidates' positions on the issues. Two domestic issues – financial security and health care – were explored in depth. Both of these issues are important to AARP members as they decide on their votes. However, in spite of following campaign coverage, large proportions of the potential caucus attendees do not know enough about candidate position on financial security and health care to be able to assess them or choose which candidate would best address the issues.

AARP Election Issues poll

Samples: Iowa
 501 AARP members – likely democratic primary/caucus voters per state
 501 AARP members – likely republican primary/caucus voters per state
South Carolina
 500 AARP members – likely democratic primary/caucus voters per state
 500 AARP members – likely republican primary/caucus voters per state
Florida
 501 AARP members – likely democratic primary/caucus voters per state
 503 AARP members – likely republican primary/caucus voters per state
 Nevada
 501 AARP members – likely democratic primary/caucus voters per state
 502 AARP members – likely republican primary/caucus voters per state
New Hampshire
 503 AARP members – likely democratic primary/caucus voters per state
 502 AARP members – likely republican primary/caucus voters per state

* denotes statistically significant differences between potential Democratic and Republican voters/attendees within a state at the 90% confidence level.

1. Are you currently registered to vote in (STATE)?

Dem %	Rep %		
100	100	1.	Yes
-	-	2.	No (TERMINATE)
-	-	3.	Don't Know (TERMINATE)

2. Even though the (STATE) presidential primary (NH/SC/FL)/caucus (IA/NV) is next year, how closely have you been following the coverage of your party's presidential candidates?

IA		SC		FL		NV		NH		
D %	R %	D %	R %	D %	R %	D %	R %	D %	R %	
42*	33	35*	29	38*	29	46	41	37*	27	Very closely
50	51	45	49	45	45	42	44	45	49	Somewhat closely
8	14*	17	17	13	17*	9	11	13	17*	Not too closely
1	3*	4	4	5	9	3	3	4	7*	Not at all closely
-	-	<1	<1	-	<1	-	<1	1	-	DK/Refused [VOLUNTEERED]

PRIMARY STATES

3. In 2008, (NH/SC/FL) will hold a presidential primary election so that each party can select its own candidate for President. How likely are you to vote in this primary election?

IA		SC		FL		NV		NH		
D %	R %	D %	R %	D %	R %	D %	R %	D %	R %	
		57	58	66	64			74*	63	Absolutely certain
		31	32	25	28			20	28*	Very likely
		12	10	10	7			7	8	Possibly
		-	-	-	-			-	-	Not very likely TERMINATE
		-	-	-	-			-	-	Not at all likely TERMINATE
		-	-	-	-			-	-	Don't know TERMINATE

4. In the (NH/SC/FL) presidential primary for 2008, do you plan to vote as a Democrat, or as a Republican?

Dem %	Rep %	
100	-	1. Democrat CODE AS DEM PRIMARY VOTER
-	100	2. Republican CODE AS REPUBLICAN PRIMARY VOTER
-	-	3. Don't know / no plan to vote (DO NOT READ) [TERMINATE]

CAUCUS STATES

3. In 2008, (IA/NV) will hold statewide caucuses so that each party can select its own candidate for President. How likely are you to attend one of these caucuses?

IA		SC		FL		NV		NH		
D %	R %	D %	R %	D %	R %	D %	R %	D %	R %	
27*	12					15*	9			Absolutely certain
32	34					25	23			Very likely
41	54*					60	68*			Possibly
-	-					-	-			Not very likely TERMINATE
-	-					-	-			Not at all likely TERMINATE
-	-					-	-			Don't know TERMINATE

4. If you were to attend one of your state's political caucuses, would you attend a Democrat caucus or a Republican caucus?

Dem %	Rep %	
100	-	1. Democrat CODE AS DEM PRIMARY VOTER
-	100	2. Republican CODE AS REPUBLICAN PRIMARY VOTER
-	-	3. Don't know / no plan to vote (DO NOT READ) TERMINATE

ASK ALL

5. What do you believe is the most important issue facing the country? **OPEN END WITH PRE CODES**

IA		SC		FL		NV		NH		
D	R	D	R	D	R	D	R	D	R	
%	%	%	%	%	%	%	%	%	%	
<1	3*	-	<1	1	<1	-	-	<1	1*	abortion
<1	2*	<1	1	1	<1	<1	<1	<1	<1	balance the budget
-	<1	-	1	-	<1	-	<1	-	-	budget cuts
-	-	<1	-	-	-	-	-	<1	-	campaign finance reform
-	<1	<1	<1	1	<1	<1	<1	-	<1	crime
1	-	<1	-	<1	<1	<1	<1	-	<1	corruption
<1	-	-	-	1	-	<1	<1	-	-	discrimination/bigotry/racism
-	-	-	-	-	-	<1	<1	-	<1	drugs
4	6	6	6	4	8*	3	5	3	5*	economy/jobs
2	2	2	2	1	-	1	1	1	1	education
2	-	<1	<1	1	-	1	-	1	-	the environment
-	-	-	-	-	<1	<1	-	-	-	guns/gun violence – need for gun control
-	<1	-	-	-	-	-	-	-	-	guns – too much regulation
18*	13	17*	9	12*	7	19*	12	19*	13	healthcare
<1	<1	<1	-	-	-	<1	<1	-	-	homelessness
-	<1	-	-	<1	-	-	-	-	-	housing
2	11*	3	11*	2	9*	2	18*	1	8*	immigration
51*	25	46*	28	55*	31	49*	31	55*	33	Iraq
<1	3*	1	2*	<1	1*	<1	1	<1	2*	morality/family values
-	<1	<1	1	1	<1	1	1	1	1	Medicare
<1	<1	-	<1	-	-	-	-	-	-	pension reform
1	1	-	<1	<1	<1	<1	<1	<1	<1	politics as usual
-	-	<1	-	-	<1	<1	-	-	<1	prescription drugs
1	1	1	2*	1	1	1	<1	1	1	protecting Social Security
<1	1	-	1	1	3*	<1	<1	<1	2*	taxes
-	-	-	-	<1	-	-	<1	-	-	teen violence
1	8*	4	10*	<1	11*	2	11*	<1	8	terrorism
-	<1	-	-	-	-	-	<1	-	<1	retirement
14	18	15	21*	14	20*	17	15	15	17	Other SPECIFY
3	7*	4	6	5	6	2	2	3	7*	99) Don't know DO NOT READ

6. Overall, do you think things in the country are generally headed in the right direction or are they off on the wrong track?

IA		SC		FL		NV		NH		
D	R	D	R	D	R	D	R	D	R	
%	%	%	%	%	%	%	%	%	%	
6	45*	9	46*	5	42*	5	45*	6	39*	Right direction
90*	40	83*	38	86*	44	92*	43	89*	47	Wrong track
4	16*	8	16*	9	14*	3	12*	5	14*	Don't know [VOLUNTEERED]

7a. In making your decision about who to vote for in 2008, will the issue of health care be very important, somewhat important, not too important or not at all important?

IA		SC		FL		NV		NH		
D	R	D	R	D	R	D	R	D	R	
%	%	%	%	%	%	%	%	%	%	
75*	42	83*	56	80*	48	83*	47	78*	50	Very important
23	44*	15	33*	17	37*	15	39*	19	39*	Somewhat important
2	10*	2	8*	2	10*	2	11*	1	7*	Not too important
<1	3*	-	3	1	5*	1	4*	1	4*	Not at all important
<1	1	<1	<1	1	<1	-	<1	<1	-	Don't know [VOLUNTEERED]

7b. Based on what you know about the democratic/republican presidential candidates, how would you rate (INSERT CANDIDATE NAME FROM APPROPRIATE PARTY LIST) in terms of how well (he/she) has addressed the issue of ensuring that all Americans have access to affordable, quality healthcare? (PRESENT RANDOMLY)

<u>Ask for Republican likely voters/caucus attenders</u>	<u>Ask for Democratic likely voters/caucus attenders</u>
Sen. Sam Brownback Former Mayor Rudolph Giuliani Former Gov. Mike Huckabee Rep. Duncan Hunter Sen. John McCain Rep. Ron Paul Former Gov. Mitt Romney Rep. Tom Tancredo Former Gov. Tommy Thompson Former Sen. Fred Thompson	Sen. Christopher J. Dodd Sen. Hillary Rodham Clinton Former Sen. John Edwards Gov. Bill Richardson Sen. Joseph R. Biden Jr Rep. Dennis J. Kucinich Former Sen. Mike Gravel Sen. Barack Obama

Would you say (INSERT CANDIDATE NAME FROM APPROPRIATE PARTY LIST) has addressed this issue very well, somewhat well, not too well, not at all well, or do you not know enough about (CANDIDATE NAME) on this issue?

Brownback					Republicans Giuliani					Huckabee					
IA	SC	FL	NV	NH	IA	SC	FL	NV	NH	IA	SC	FL	NV	NH	
4	1	1	2	2	8	12	15	15	14	8	3	1	4	3	Very well
15	7	7	8	6	30	33	32	38	36	18	13	11	13	9	Somewhat well
8	4	3	5	6	13	8	5	10	12	6	3	3	7	7	Not too well
3	2	3	5	3	4	5	4	6	3	3	2	3	6	3	Not at all well
66	79	81	76	81	40	39	39	30	33	62	74	79	67	76	Don't know enough about candidate on this issue
4	5	4	4	3	5	4	5	2	3	4	4	3	4	3	DK/Refused [VOLUNTEERED]

Hunter					Republicans McCain					Paul					
IA	SC	FL	NV	NH	IA	SC	FL	NV	NH	IA	SC	FL	NV	NH	
2	1	1	2	1	6	11	10	10	12	2	1	2	2	2	Very well
6	3	4	6	4	28	32	27	33	32	9	6	4	5	4	Somewhat well
5	4	3	5	5	13	10	11	16	12	6	3	4	6	8	Not too well
3	2	2	5	2	7	6	7	7	8	4	3	4	7	4	Not at all well
79	84	87	79	85	43	37	41	31	34	74	82	83	78	80	Don't know enough about candidate on this issue
5	5	4	4	3	3	4	4	4	2	5	5	4	3	3	DK/Refused [VOLUNTEERED]

Romney					Republicans Tancredo					Tommy Thompson					
IA	SC	FL	NV	NH	IA	SC	FL	NV	NH	IA	SC	FL	NV	NH	
20	13	12	17	20	3	1	2	2	1	7	4	4	6	3	Very well
33	28	23	35	37	8	4	4	7	5	22	11	10	14	10	Somewhat well
7	7	7	9	8	7	3	4	6	6	7	5	5	8	6	Not too well
2	3	3	4	3	4	3	3	5	2	2	3	4	5	4	Not at all well
36	46	52	34	30	73	84	83	77	83	52	73	73	60	73	Don't know enough about candidate on this issue
2	4	3	2	2	4	4	4	3	3	10	4	4	8	4	DK/Refused [VOLUNTEERED]

Republicans Fred Thompson					
IA	SC	FL	NV	NH	
4	8	8	8	3	Very well
14	16	14	21	12	Somewhat well
5	5	5	7	6	Not too well
3	4	3	5	4	Not at all well
70	64	67	56	72	Don't know enough about candidate on this issue
4	3	3	3	4	DK/Refused [VOLUNTEERED]

					Democrats										
					Clinton					Edwards					
Dodd					IA	SC	FL	NV	NH	IA	SC	FL	NV	NH	
IA	SC	FL	NV	NH	IA	SC	FL	NV	NH	IA	SC	FL	NV	NH	Very well
5	4	4	5	6	35	45	45	47	40	38	30	20	31	28	Somewhat well
18	12	10	13	20	40	29	31	33	38	38	34	36	40	37	Not too well
10	10	8	8	6	8	6	5	4	4	4	7	9	7	6	Not at all well
3	2	4	7	3	4	2	3	5	3	2	2	3	4	2	Don't know enough about candidate on this issue
61	69	74	65	62	11	14	15	10	14	16	24	31	18	24	DK/Refused
4	3	1	2	3	2	3	1	2	2	2	3	2	1	2	[VOLUNTEERED]

					Democrats										
Richardson					Biden					Kucinich					
IA	SC	FL	NV	NH	IA	SC	FL	NV	NH	IA	SC	FL	NV	NH	
16	6	5	14	12	6	10	7	7	6	8	6	6	11	11	Very well
33	18	18	24	24	19	19	20	21	16	10	10	9	11	10	Somewhat well
5	8	9	9	6	9	10	8	8	8	6	6	7	6	3	Not too well
2	3	3	6	3	4	3	4	6	4	3	4	3	8	5	Not at all well
40	60	63	46	53	58	55	59	54	64	68	71	73	62	67	Don't know enough about candidate on this issue
4	4	2	2	2	4	3	2	4	2	4	4	3	4	4	DK/Refused
															[VOLUNTEERED]

					Democrats					
Gravel					Obama					
IA	SC	FL	NV	NH	IA	SC	FL	NV	NH	
1	1	1	1	1	26	23	17	21	19	Very well
3	6	6	6	5	43	35	32	43	38	Somewhat well
4	6	5	5	4	7	9	9	8	7	Not too well
4	4	4	8	5	3	3	4	6	4	Not at all well
82	78	82	77	82	19	27	37	19	30	Don't know enough about candidate on this issue
6	5	2	3	3	3	3	1	3	2	DK/Refused
										[VOLUNTEERED]

7c. Which candidate do you feel has best addressed health care, or do you not know enough about their positions on health care to make a judgment?

(DO NOT READ LIST; CODE CANDIDATE NAMES or Code "Do not know enough to judge")

Republicans					
IA	SC	FL	NV	NH	
%	%	%	%	%	
1	-	-	-	-	Sen. Sam Brownback
3	5	5	7	5	Former Mayor Rudolph Giuliani
3	<1	<1	1	<1	Former Gov. Mike Huckabee
-	<1	-	<1	-	Rep. Duncan Hunter
2	4	2	2	2	Sen. John McCain
1	<1	1	<1	-	Rep. Ron Paul
13	8	6	9	16	Former Gov. Mitt Romney
<1	-	-	<1	<1	Rep. Tom Tancredo
2	1	1	2	<1	Former Gov. Tommy Thompson
1	2	1	3	1	Former Sen. Fred Thompson
2	2	4	6	2	Other
70	72	78	66	71	Don't know enough to judge
4	7	2	3	3	Don't know (VOL)

Democrats					
IA	SC	FL	NV	NH	
%	%	%	%	%	
1	-	<1	-	1	Sen. Christopher J. Dodd
23	32	34	35	26	Sen. Hillary Rodham Clinton
17	9	6	12	11	Former Sen. John Edwards
4	<1	<1	2	3	Gov. Bill Richardson
<1	<1	<1	<1	<1	Sen. Joseph R. Biden Jr
1	1	<1	1	2	Rep. Dennis J. Kucinich
-	-	-	-	<1	Former Sen. Mike Gravel
7	5	5	4	3	Sen. Barack Obama
1	1	2	3	1	Other
43	48	52	40	48	Don't know enough to judge
3	3	1	2	3	Don't know (VOL)

8. Based on what you know about the democratic/republican presidential candidates, which candidate do you feel has the best ability to break through special interest and partisan gridlock to make real progress in ensuring all Americans have access to affordable, quality healthcare, or do you not know enough about the candidates to make a choice?

Republicans					
IA	SC	FL	NV	NH	
%	%	%	%	%	
1	-	-	-	<1	Sen. Sam Brownback
6	11	13	14	9	Former Mayor Rudolph Giuliani
5	1	<1	<1	1	Former Gov. Mike Huckabee
<1	<1	-	<1	<1	Rep. Duncan Hunter
3	7	5	3	6	Sen. John McCain
1	<1	1	1	1	Rep. Ron Paul
21	10	10	13	20	Former Gov. Mitt Romney
1	-	-	<1	-	Rep. Tom Tancredo
2	1	1	1	<1	Former Gov. Tommy Thompson
3	8	7	9	3	Former Sen. Fred Thompson
3	1	3	5	5	Other
51	55	56	48	52	Don't know enough to judge
5	5	4	5	3	Don't know (VOL)

Democrats					
IA	SC	FL	NV	NH	
%	%	%	%	%	
1	<1	-	<1	<1	Sen. Christopher J. Dodd
23	34	40	38	32	Sen. Hillary Rodham Clinton
17	8	5	8	10	Former Sen. John Edwards
7	-	<1	3	5	Gov. Bill Richardson
1	1	1	1	1	Sen. Joseph R. Biden Jr
1	<1	<1	2	<1	Rep. Dennis J. Kucinich
-	<1	-	-	<1	Former Sen. Mike Gravel
13	10	8	11	10	Sen. Barack Obama
2	2	4	3	2	Other
31	39	39	32	34	Don't know enough to judge
4	6	3	2	4	Don't know (VOL)

9a. In making your decision about who to vote for in 2008, will issues related to financial security such as Social Security, incentives for savings and investment, and pension protection be very important, somewhat important, not too important or not at all important?

IA		SC		FL		NV		NH		
D	R	D	R	D	R	D	R	D	R	
%	%	%	%	%	%	%	%	%	%	
66*	51	73*	68	75*	68	75*	63	70*	63	Very important
31	42*	23	26	20	25*	21	30*	22	30*	Somewhat important
2	5*	2	4*	3	4	2	4	6	5	Not too important
<1	2*	1	2	1	1	1	2	1	2	Not at all important
1	1	2*	<1	<1	1	<1	-	1	1	Don't know [VOLUNTEERED]

9b. Based on what you know about the democratic/republican presidential candidates, how would you rate (INSERT CANDIDATE NAME FROM APPROPRIATE PARTY LIST) in terms of how well (he/she) has addressed the issue of ensuring that all Americans can build financial security for their entire lifetimes? (PRESENT RANDOMLY)

Ask for Republican likely voters/caucus attenders	Ask for Democratic likely voters/caucus attenders
Sen. Sam Brownback Former Mayor Rudolph Giuliani Former Gov. Mike Huckabee Rep. Duncan Hunter Sen. John McCain Rep. Ron Paul Former Gov. Mitt Romney Rep. Tom Tancredo Former Gov. Tommy Thompson Former Sen. Fred Thompson	Sen. Christopher J. Dodd Sen. Hillary Rodham Clinton Former Sen. John Edwards Gov. Bill Richardson Sen. Joseph R. Biden Jr Rep. Dennis J. Kucinich Former Sen. Mike Gravel Sen. Barack Obama

Would you say (INSERT CANDIDATE NAME FROM APPROPRIATE PARTY LIST) has addressed this issue very well, somewhat well, not too well, not at all well, or do you not know enough about (CANDIDATE NAME) on this issue?

Brownback					Republicans Giuliani					Huckabee					
IA	SC	FL	NV	NH	IA	SC	FL	NV	NH	IA	SC	FL	NV	NH	
2	2	1	2	1	7	11	11	15	10	3	4	2	3	2	Very well
11	5	5	6	6	25	28	24	29	29	14	7	7	9	5	Somewhat well
5	6	3	6	3	6	7	4	7	5	5	5	2	6	3	Not too well
3	3	4	5	3	4	3	4	5	2	3	3	4	4	3	Not at all well
73	78	84	79	84	53	47	54	42	51	70	76	82	75	83	Don't know enough about candidate on this issue
5	7	4	3	3	5	4	3	3	3	5	6	3	3	3	DK/Refused [VOLUNTEERED]

Hunter					Republicans McCain					Paul					
IA	SC	FL	NV	NH	IA	SC	FL	NV	NH	IA	SC	FL	NV	NH	
1	1	1	3	<1	5	13	7	7	9	1	2	2	1	2	Very well
5	5	4	5	4	21	22	24	27	28	6	4	3	5	5	Somewhat well
4	5	2	5	4	8	9	6	11	3	4	4	3	5	4	Not too well
3	3	4	5	3	4	4	6	7	5	4	3	5	5	4	Not at all well
82	80	86	80	86	57	48	55	44	52	80	81	84	80	83	Don't know enough about candidate on this issue
5	6	3	3	3	5	5	2	3	3	5	6	3	4	3	DK/Refused [VOLUNTEERED]

Romney					Republicans Tancredo					Tommy Thompson					
IA	SC	FL	NV	NH	IA	SC	FL	NV	NH	IA	SC	FL	NV	NH	
16	9	9	14	13	2	1	1	2	1	4	4	3	3	2	Very well
25	25	19	24	30	7	3	4	4	4	14	10	10	9	10	Somewhat well
4	4	3	5	4	3	5	2	4	3	4	5	4	6	4	Not too well
2	2	5	4	2	4	3	4	5	3	3	2	4	5	2	Not at all well
50	55	60	50	48	78	82	86	83	87	67	75	76	71	79	Don't know enough about candidate on this issue
4	5	3	3	2	6	6	3	3	3	8	5	3	6	3	DK/Refused [VOLUNTEERED]

Republicans Fred Thompson					
IA	SC	FL	NV	NH	
3	8	5	7	3	Very well
13	16	12	17	10	Somewhat well
4	5	2	6	3	Not too well
4	2	5	5	2	Not at all well
72	64	72	62	80	Don't know enough about candidate on this issue
6	5	4	3	4	DK/Refused [VOLUNTEERED]

					Democrats															
					Clinton					Edwards										
Dodd					IA	SC	FL	NV	NH	IA	SC	FL	NV	NH	IA	SC	FL	NV	NH	
IA	SC	FL	NV	NH	IA	SC	FL	NV	NH	IA	SC	FL	NV	NH						
4	4	3	4	4	21	31	31	34	26	24	19	13	19	20						Very well
16	12	11	14	13	34	29	25	27	26	35	28	29	34	25						Somewhat well
9	6	6	7	5	9	5	3	4	6	6	6	8	6	6						Not too well
2	3	4	5	5	2	3	3	4	3	1	3	3	4	4						Not at all well
65	70	75	67	69	29	29	35	28	35	30	39	46	35	42						Don't know enough about candidate on this issue
6	5	1	3	4	5	4	2	2	3	4	5	2	2	3						DK/Refused [VOLUNTEERED]

					Democrats															
					Biden					Kucinich										
Richardson					IA	SC	FL	NV	NH	IA	SC	FL	NV	NH	IA	SC	FL	NV	NH	
IA	SC	FL	NV	NH	IA	SC	FL	NV	NH	IA	SC	FL	NV	NH						
11	3	3	11	8	5	6	8	7	6	5	3	3	5	6						Very well
23	14	15	21	17	17	18	15	20	15	11	9	7	11	12						Somewhat well
9	6	7	8	4	10	6	5	7	5	7	6	4	5	4						Not too well
1	3	4	4	4	2	4	3	5	5	2	3	4	6	4						Not at all well
52	68	69	53	63	61	62	67	58	67	68	74	79	70	70						Don't know enough about candidate on this issue
5	6	2	3	4	6	4	2	3	3	6	5	3	3	3						DK/Refused [VOLUNTEERED]

					Democrats															
					Obama															
Gravel					IA	SC	FL	NV	NH	IA	SC	FL	NV	NH	IA	SC	FL	NV	NH	
IA	SC	FL	NV	NH	IA	SC	FL	NV	NH	IA	SC	FL	NV	NH						
1	1	1	1	<1	18	15	13	16	13											Very well
5	6	4	7	4	31	30	25	32	27											Somewhat well
4	5	4	4	4	10	7	8	8	6											Not too well
3	4	5	7	6	3	3	4	5	4											Not at all well
81	78	84	78	82	33	40	47	37	48											Don't know enough about candidate on this issue
6	6	3	3	4	6	4	3	2	3											DK/Refused [VOLUNTEERED]

9c. Which candidate do you feel has best addressed financial security issues, or do you not know enough about their positions on financial security issues to make a judgment?

(DO NOT READ LIST; CODE CANDIDATE NAMES, or Code "Do not know enough to judge.")

Republicans					
IA	SC	FL	NV	NH	
%	%	%	%	%	
1	<1	-	-	-	Sen. Sam Brownback
2	5	8	9	3	Former Mayor Rudolph Giuliani
2	-	<1	1	<1	Former Gov. Mike Huckabee
-	<1	-	<1	-	Rep. Duncan Hunter
3	5	3	2	2	Sen. John McCain
<1	1	1	<1	<1	Rep. Ron Paul
11	5	6	7	11	Former Gov. Mitt Romney
<1	<1	-	<1	-	Rep. Tom Tancredo
1	1	<1	1	1	Former Gov. Tommy Thompson
1	3	2	3	1	Former Sen. Fred Thompson
2	1	3	3	1	Other
72	72	74	71	78	Don't know enough to judge
4	6	3	3	2	Don't know (VOL)

Democrats					
IA	SC	FL	NV	NH	
%	%	%	%	%	
1	1	<1	-	1	Sen. Christopher J. Dodd
10	16	16	16	12	Sen. Hillary Rodham Clinton
9	5	2	5	7	Former Sen. John Edwards
2	1	<1	1	1	Gov. Bill Richardson
<1	1	1	<1	1	Sen. Joseph R. Biden Jr
1	1	1	1	1	Rep. Dennis J. Kucinich
-	-	-	-	-	Former Sen. Mike Gravel
5	5	3	4	4	Sen. Barack Obama
1	1	2	2	2	Other
65	66	73	68	68	Don't know enough to judge
5	5	2	3	4	Don't know (VOL)

10. Based on what you know about the democratic/republican presidential candidates, which candidate do you feel has the best ability to break through special interest and partisan gridlock to make real progress in ensuring that all Americans can build financial security for their entire lifetimes, **or do you not know enough about the candidates to make a choice?**

Republicans					
IA	SC	FL	NV	NH	
%	%	%	%	%	
1	<1	-	-	<1	Sen. Sam Brownback
5	10	13	17	9	Former Mayor Rudolph Giuliani
3	1	1	1	2	Former Gov. Mike Huckabee
<1	1	<1	1	<1	Rep. Duncan Hunter
4	8	5	2	6	Sen. John McCain
1	1	1	1	1	Rep. Ron Paul
17	8	9	11	17	Former Gov. Mitt Romney
1	<1	-	<1	-	Rep. Tom Tancredo
2	1	1	<1	<1	Former Gov. Tommy Thompson
3	7	6	8	3	Former Sen. Fred Thompson
2	2	3	4	3	Other
57	56	57	53	56	Don't know enough to judge
4	5	4	2	2	Don't know (VOL)

Democrats					
IA	SC	FL	NV	NH	
%	%	%	%	%	
1	<1	-	-	<1	Sen. Christopher J. Dodd
16	24	28	28	21	Sen. Hillary Rodham Clinton
14	8	4	7	9	Former Sen. John Edwards
6	1	1	3	3	Gov. Bill Richardson
1	1	1	1	1	Sen. Joseph R. Biden Jr
1	1	<1	1	<1	Rep. Dennis J. Kucinich
-	<1	-	<1	<1	Former Sen. Mike Gravel
14	9	8	10	11	Sen. Barack Obama
1	1	3	3	2	Other
41	48	52	47	47	Don't know enough to judge
5	6	3	1	5	Don't know (VOL)

11. How likely are you to change your candidate preference as you learn more about the issues between now and the election?

IA		SC		FL		NV		NH		
D	R	D	R	D	R	D	R	D	R	
%	%	%	%	%	%	%	%	%	%	
31	36	29	39*	27	41*	31	44*	24	41*	Very likely
46	48	41	42	39	37	39	38	50*	40	Somewhat likely
12	9	14	11	14	12	16*	8	13	11	Not very likely
7*	3	12*	4	16*	6	13*	8	11*	6	Not at all likely
4	4	4	4	5	3	1	3	2	2	Don't know (volunteered)

12. Please tell me if you have gotten any information about the candidates and their position on issues from: (Code yes/no for each)

Democrats					Republicans					
IA	SC	FL	NV	NH	IA	SC	FL	NV	NH	
78*	66	69*	70*	73*	70	66	61	58	65	Newspapers
89*	90*	88*	86*	84	82	83	79	79	83	TV news
50*	57*	58*	56	48	43	46	43	50	45	TV talk shows
62*	68*	63*	74*	68*	50	52	40	53	53	Televised candidate debates
43	36	31	37	45	52*	38	42*	46*	42	News radio
22	23	22	25	20	45	31*	35*	45	35*	Talk radio
38*	29*	23*	38*	31*	32	16	17	22	20	Candidate forums
61	29	20	30*	37*	59	31	21	23	31	Campaign mailings
51*	45*	37*	42*	37	41	40	31	34	34	Friends and family
18*	12*	11	20	13*	10	8	10	12	6	Campaign websites
16*	12	12	17	12	10	9	13	15	9	Other internet sites
17*	8	9	14	18*	11	7	10	9	11	Other (specify)

13. Generally speaking, do you usually think of yourself as...?
(READ LIST. ENTER ONE ONLY)

IA		SC		FL		NV		NH		
D	R	D	R	D	R	D	R	D	R	
%	%	%	%	%	%	%	%	%	%	
1	75*	3	80*	4	76*	2	75*	1	67*	A Republican
74*	2	75*	1	76*	2	80*	2	62*	1	A Democrat
22	22	18	14	17	17	16	20	34*	28	An Independent
1	1	2	1	<1	2*	2	1	<1	1	Other
1	1	2	2	1	1	<1	<1	<1	1	Don't know
1	1	1	2	2	3	<1	1	2	2	Refused

(SCRAMBLE CODES 1-3)

14. Generally speaking, would you characterize your political views as being...?
(READ LIST. ENTER ONE ONLY)

IA		SC		FL		NV		NH		
D	R	D	R	D	R	D	R	D	R	
%	%	%	%	%	%	%	%	%	%	
14	66*	22	61*	20	60*	14	59*	13	59*	Conservative
50*	30	49*	32	50*	30	50*	33	53*	32	Moderate
28*	2	21*	2	23*	4	31*	5	27*	3	Liberal
1	1	2*	1	1	1	3*	1	1	1	None of the Above
5	1	5*	2	4*	2	3*	1	4*	2	Don't know
2	1	2	2	2	3	<1	1	2	3	Refused

Demographics

D1. What is your age as of your last birthday? [RECORD IN YEARS]

IA		SC		FL		NV		NH		
D	R	D	R	D	R	D	R	D	R	
%	%	%	%	%	%	%	%	%	%	
3	2	1	1	1	1	<1	1	<1	1	Under 50
30	30	20	21	18	16	19	25*	23*	18	50-59
45	47	53	54	47	49	55	54	45	50	60-74
19	19	23	22	33	31	22*	17	29	30	75+
48	46	40	39	34	29	39	46*	37	38	50-64
47	50	56	58	64	67	57*	50	60	60	65+
2	2	2	2	2	3	3	3	2	2	Refused [DO NOT READ]

D2. What is your marital status? Are you currently....

IA		SC		FL		NV		NH		
D	R	D	R	D	R	D	R	D	R	
%	%	%	%	%	%	%	%	%	%	
65	75*	56	75*	56	69*	58	73*	59	66*	Married,
11*	6	9	8	14*	9	15*	9	9	8	Divorced,
<1	<1	1*	<1	<1	<1	1	1	1	1	Separated,
17	15	27*	15	22	19	19*	12	23	21	Widowed,
										Or have you
4	3	5*	2	5*	2	5	3	6*	3	never been
										married?
1	<1	1	-	1*	<1	<1	<1	1	1	Living with
										partner [DO NOT
										READ]
<1	<1	-	-	-	<1	-	<1	-	<1	Don't know [DO
										NOT READ]
2	1	1	1	1	1	1	1	1*	<1	Refused [DO
										NOT READ]

D3. What is the highest level of education you have completed? [READ LIST]

IA		SC		FL		NV		NH		
D %	R %	D %	R %	D %	R %	D %	R %	D %	R %	
2	2	7*	2	5*	1	3*	1	5*	2	Less than high school
27*	20	25	24	27	23	16	17	28	29	High school graduate or equivalent
25	31*	28	28	26	31*	37	35	18	25*	Some college or technical training beyond high school
23	29*	20	29*	22	24	21	22	24	24	College graduate Or, Post-graduate or professional degree
22	18	20	17	19	19	22	23	24*	19	Don't know [DO NOT READ]
-	<1	-	-	<1	1	-	1	<1	1	Refused [DO NOT READ]
1*	<1	1	<1	1	1	<1	1	1	<1	

D4. Which of the following best describes your current employment status? Are you currently....[READ LIST]

IA		SC		FL		NV		NH		
D %	R %	D %	R %	D %	R %	D %	R %	D %	R %	
33*	27	18	20	17	17	19	25*	24	20	Employed full-time
12	12	6	7	6	7	7	6	8	8	Employed part-time
47	52	63	64	70	67	67*	60	59	62	Retired and not working
1	1	1	1	1	1	<1	1	1	1	Unemployed and looking for work
2	5*	4	4	1	2	1	2	2	2	Homemaker
3	2	4*	2	2	1	3	1	2	2	Disabled
<1	-	-	-	-	-	-	-	-	-	Student
1	2	2	1	3	4	3	4	4	4	Or something else [Specify: _____]
<1	<1	-	-	-	-	<1	-	-	<1	Don't Know [DO NOT READ]
1	-	1	<1	1	1	1	1	1	1	Refused [DO NOT READ]

D5. For statistical purposes only, please stop me when I get to the category That includes your household's income before taxes in 2006. Was it... [READ LIST]

IA		SC		FL		NV		NH		
D	R	D	R	D	R	D	R	D	R	
%	%	%	%	%	%	%	%	%	%	
2	2	6*	2	4	2	2*	<1	2	2	Less than \$10,000
7*	3	11*	5	10*	6	6	4	10*	7	\$10,000 but less than \$20,000
10	7	12	10	13	10	9*	4	11	10	\$20,000 but less than \$30,000
10	10	10	10	13*	8	12	8	11	11	\$30,000 but less than \$40,000
10	12	10	11	10	10	11	10	8	11	\$40,000 but less than \$50,000
18	18	10	14*	14	14	17	17	15	15	\$50,000 but less than \$75,000
10	12	7	11*	9	9	9	15*	10	11	\$75,000 but less than \$100,000
11	14	10	13	8	16*	14	18	9	11	\$100,000 or more
3	4	3	3	3	2	1	2*	3	3	Don't know [DO NOT READ]
20	19	20	21	17	24*	20	20	21	19	Refused [DO NOT READ]

D6. Are you Spanish, Latino, or Hispanic?

IA		SC		FL		NV		NH		
D	R	D	R	D	R	D	R	D	R	
%	%	%	%	%	%	%	%	%	%	
3	2	2	1	2	3	5	4	1	1	Yes
96	98	97	99	97	96	94	93	97	98	No
<1	-	-	-	-	-	<1	<1	1	<1	Don't Know
1	<1	1	<1	1	2	1	2	1	1	Refused

D7. Which of the following groups best describes your race? [READ LIST]

IA		SC		FL		NV		NH		
D	R	D	R	D	R	D	R	D	R	
%	%	%	%	%	%	%	%	%	%	
94	97*	69	96*	81	95*	79	91*	93	95	White
2*	<1	28*	<1	14*	<1	13*	1	1	-	Black or African-American
-	-	-	<1	<1	<1	1	<1	<1	<1	Asian
<1	-	<1	<1	-	-	1	<1	<1	-	Native Hawaiian or Pacific Islander
-	<1	1	1	1	-	1	1	<1	<1	American Indian or Alaska Native
1	1	<1	1	3	3	5	4	3	3	Other
<1	-	-	<1	<1	-	<1	-	-	1	Don't know
3*	1	2	1	1	2	1	2*	2*	1	Refused

D8. What is your gender?

IA		SC		FL		NV		NH		
D	R	D	R	D	R	D	R	D	R	
%	%	%	%	%	%	%	%	%	%	
40	50*	35	50*	40	50*	46	55*	38	53*	Male
61*	50	65*	50	61*	50	54*	45	62*	47	Female

D9. Finally, what is your 5-digit zip code?
